

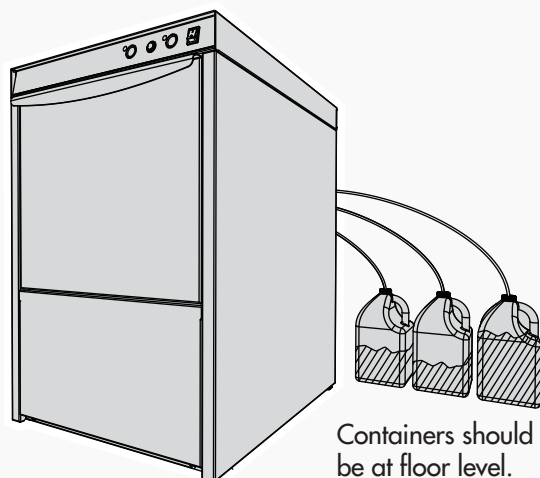
DAILY OPERATION

UNDERCOUNTER


LT
MODELS

0513714 REV. B - 6-APR-2015

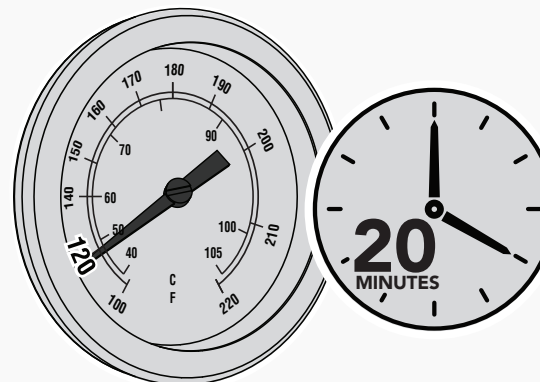
- 1** Check chemical levels in containers



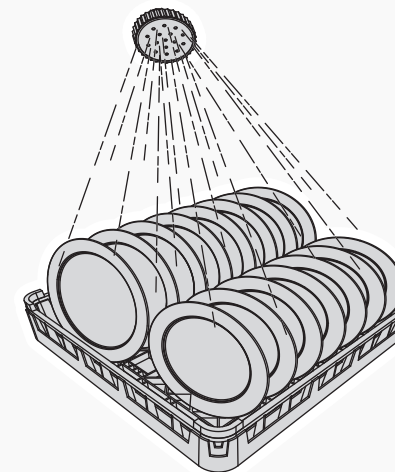
- 2** Flip **ON/OFF** switch to **ON** position




- 3** Wait 20 minutes for temperature gauge to read 120°F/49°C minimum




- 4** Prescrap wares and load into rack




- 5** Load rack into dishwasher



- 6** Close door, press and hold **START** button for 1 second and green in-cycle light will indicate the cycle has begun



- 7**



The cycle is completed when the green light is no longer lit.

You may now remove your clean wares.

Exercise caution handling wares as they may be hot.