

Champion®

Service Replacement Parts



EUCCW - PRO
(shown with optional blower dryer)

Flight Series Upright Conveyor Dishwasher

PRO SERIES		
EUCC4-PRO	EUCC6-PRO	EUCC8-PRO
EUCCW4-PRO	EUCCW6-PRO	EUCCW8-PRO

STANDARD SERIES		
EUCC4	EUCC6	EUCC8
EUCCW4	EUCCW6	EUCCW8



championindustries.com

3765 Champion Boulevard
Winston-Salem, NC 27105
Tel: (336) 661-1556
Fax: (336) 661-1979
Toll-free: 1(800) 858-4477

2674 N. Service Road, Jordan Station
Ontario, Canada L0R 1S0
Tel: (905) 562-4195
Fax: (905) 562-4618
Toll-free: (800) 263-5798

Issue Date: 12.2.25

Manual P/N 117990 rev.-

Beginning with S/N J20094452 and above

Printed in the USA

National Service Department

In Canada:

Toll-free: 1(800) 263-5798

Tel: (905) 562-4195

Fax: (905) 562-4618

In the USA:

Toll-free: 1(800) 858-4477

Tel: (336) 661-1556

Fax: (336) 661-1660

INSTALLATION DISCLAIMER

CAUTION:

Plumbing and electrical connections should be made by qualified personnel who will observe all the applicable plumbing, sanitary, and safety codes and the National Electrical Code.

Note:

Water Hammer Arrestor (meeting AAR-1010 standard or equivalent) to be supplied (by others) in common water supply line at service connection.

Plumbing Notes:

Because of the variation in house-supplied steam and water pressures, steam and water pressure regulating valves, (PRVs) may be needed. (Water PRV is standard on machines with booster). The PRVs can either be purchased from Champion or obtained locally.

Champion does not endorse using on-demand (tankless) water heating systems, as well as PEX and other plumbing materials that may limit water flow as these could impair machine performance. For optimal results, we recommend using appropriately sized conventional hot water tanks and standard copper water supply lines that adhere to our specifications. Not following these recommendations may void the manufacturer's warranty. Water hardness of 3 grains/US Gal. (0.83 Imp. Gal.) - 5.3 Mg/L or less.

Venting Notes:

Fabricated duct size: 3-7/8" x 23-7/8" (outside dimensions).

Note:

Freezing air must not be allowed to be drawn down into the heat recovery coil when building vent fan is off if direct vent ducting is connected to the machine.

Optional Drain Tempering:

1/2" NPT cold water connection required. 1/2" NPT drain connection from back flow preventer to house drain, (FIELD INSTALLED and PLUMBED).



FLIGHT SERIES UPRIGHT CONVEYOR DISHWASHERS

(PRO AND STANDARD SERIES)

TABLE OF CONTENTS

Installation Disclaimer.....	IFC
Product Registration.....	ii
Limited Warranty.....	iii
Revision History.....	v
List of Figures.....	vi

SERVICE REPLACEMENT PARTS LISTS.....	1
---	----------

ELECTRICAL SCHEMATICS.....	203
-----------------------------------	------------

PRODUCT REGISTRATION BY FAX

COMPLETE THIS FORM AND FAX TO:

(905) 562-4618 in Canada
(336) 661-1660 in the USA

PRODUCT REGISTRATION

Model:

Serial Number:

Installation Date : ___/___/___

Company Name: _____

Address: _____
(Street) State/Province Zip/Postal Code

Telephone: () _____

Contact: _____

Installation Company: _____

Address: _____

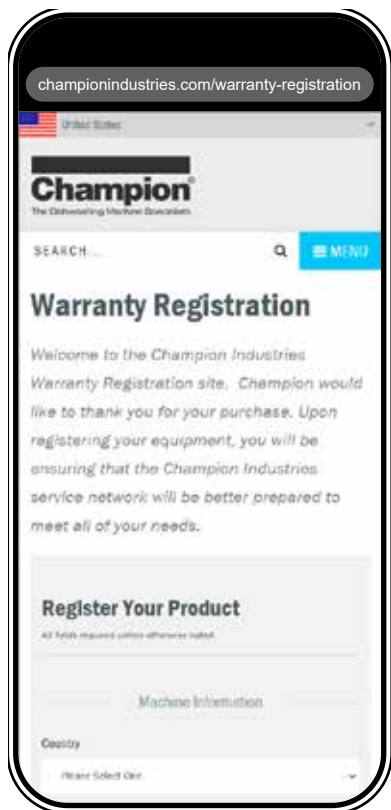
Telephone: _____

Contact: _____

FAILURE TO REGISTER YOUR PRODUCT MAY VOID THE WARRANTY

IMPORTANT IMPORTANT

REGISTER YOUR PRODUCT AND ACTIVATE YOUR WARRANTY



ENGLISH



FRANÇAIS CANADIEN

- Use your mobile device and scan the QR code above to connect to <https://www.championindustries.com/warranty-registration> and complete the registration form.
- or**
- Enter <https://www.championindustries.com/warranty-registration> into your browser and complete the registration form.
- or**
- FAX the form on page ii or mail the form in a stamped self-addressed envelope to the appropriate address listed below:

WARRANTY REGISTRATION
Champion Industries
3765 Champion Boulevard
Winston-Salem, NC 27105, USA

WARRANTY REGISTRATION
Champion Industries
2674 N. Service Road, Jordan Station
Ontario, Canada L0R 1S0

LIMITED WARRANTY

Champion Industries, Bi-Line Systems (herein referred to as ("The Companies"), 3765 Champion Blvd., Winston-Salem, North Carolina, 27105) warrants machines and parts, as set out below:

WARRANTY OF MACHINES: The Companies warrant all new machines of its manufacture bearing the name Champion or Bi-Line and installed within the United States to be free from defects in material and workmanship for a period of one (1) year from the date of installation or fifteen (15) months from the date of shipment by The Companies, whichever occurs first. This Limited Warranty does not cover products shipped outside of the United States. The warranty registration card must be returned to The Companies within ten (10) days after installation or registered online at www.championindustries.com/warranty-registration for the United States. If the online warranty is not sent to The Companies within fifteen (15) days, then the warranty will expire after fifteen (15) months from the date of shipment. The Companies will not assume any responsibility for additional installation costs in any area with jurisdictional problems with local trades or unions. The Companies reserve the right to repair or replace a defective part or the entire machine, if a defect in workmanship or material is identified within the warranty period. Alternatively, The Companies may elect to accept the return of the machine for a full credit. In the event The Companies elect to repair, then the labor and work performed in connection with the warranty shall be done by The Companies' authorized service agent during regular working hours and at regular labor rates. Overtime charges are the responsibility of the equipment purchaser. Warranty travel is to be covered up to fifty (50) miles from the authorized service technician's servicing office. If travel exceeds fifty (50) miles, the end user will be responsible for any additional travel expense. Service calls initiated under warranty and found not to contain any defects in materials or workmanship, will not be covered by The Companies' warranty. Defective parts become the property of The Companies. Use of non-OEM replacement parts, not authorized by The Companies, will relieve The Companies of all further liability in connection with its warranty. In no event, will The Companies' warranty obligation exceed the charge for the machine. Machines that come with a factory-paid start-up will be limited to one (1) authorized service call for start-up. Installation problems or delays, of any kind, will not be covered by The Companies' warranty and will be the sole responsibility of the equipment purchaser.

THE WARRANTY DOES NOT COVER:

- a. Chemical tubing, O-rings, or curtains.
- b. Vacuum breakers.
- c. Adjustments to structural or mechanical components covered by recommended maintenance procedures.
- d. Replacement of fuses, resetting of overload breakers, or high-limit thermostats.
- e. Adjustments of thermostats or other temperature controlling devices.
- f. Adjustments of clutches.
- g. Adjustments of water pressure(s).
- h. Adjustments of factory chemical pumps and settings.
- i. Opening or closing of utility supply valves or switching of electrical supply current.
- j. Cleaning of valves, strainers, screens, nozzles, or spray pipes.
- k. Regular maintenance and cleaning as outlined in the operator's guide.
- l. Damages resulting from water conditions, accidents, alterations, improper use, abuse, tampering, improper installation, under or over voltage conditions, power surges, inadequate wiring, outdoor use, or failure to follow maintenance and operation procedures.
- m. Pulper cutter blocks, pulse vanes, and auger brush due to wear and tear.
- n. Damages due to improper storage.
- o. Special installations or applications, including remote locations, are limited in coverage by this warranty.
- p. Any installation that requires additional work and/or travel to gain access to a machine for service is the sole responsibility of the equipment purchaser.

THE FOLLOWING DEFECTS ARE NOT COVERED BY THE WARRANTY:

Damage to the exterior or interior finish.
Damage caused by improper connection to utility service other than that designated on the rating plate.
Inadequate or excessive water pressure.
Corrosion due to foreign materials, improper water supplies, improper chemicals, or chemicals dispensed in excess of recommended concentrations.
Failure of components due to the connection of third-party chemical dispensing equipment installed by others.
Leaks and damage due to the use of non-specified water quality.
Leaks and damage caused by the installer, including machine table connections.
Leaks or damage caused by chemical dispensing equipment connections installed by others.
Failure to comply with all local building codes.
Damage caused by labor dispute.

WARRANTY OF PARTS: The Companies warrant all new machine parts produced or authorized by The Companies to be free from defects in material and workmanship for a period of ninety (90) days from the date of invoice. If any parts defect in material and workmanship is found to exist within the warranty period, then The Companies will refund the cost of the defective part.

DISCLAIMER OF WARRANTIES AND LIMITATIONS

OF LIABILITY. THE COMPANIES' WARRANTY IS ONLY TO THE EXTENT REFLECTED ABOVE. THE COMPANIES MAKE NO OTHER WARRANTIES, EXPRESS OR IMPLIED, INCLUDING, BUT NOT LIMITED TO ANY WARRANTY OF MERCHANTABILITY OR FITNESS OF PURPOSE. THE COMPANIES SHALL NOT BE LIABLE FOR INCIDENTAL OR CONSEQUENTIAL DAMAGES. THE REMEDIES SET OUT ABOVE ARE THE EXCLUSIVE REMEDIES FOR ANY DEFECTS FOUND TO EXIST IN MACHINES AND PARTS OF THE COMPANIES. ALL OTHER REMEDIES ARE EXCLUDED, INCLUDING ANY LIABILITY FOR INCIDENTALS OR CONSEQUENTIAL DAMAGES.

Champion Industries or Bi-Line Systems does not authorize any other person, including persons who deal in Champion Industries or Bi-Line Systems machines, to change this warranty or create any other obligation in connection with Champion Industries or Bi-Line Systems machines.

REVISION HISTORY

(Continued on page 223).

Specifications are subject to change based on continual product improvement. Machine owners can request a printed manual by calling 1(800) 858-4477 in the USA and 1(800) 263-5798 in Canada.

Revision Date	Revised Pages	Serial Number Effectivity	Description
12/2/25	All	J21034512	Released First Edition.

LIST OF FIGURES

(PRO = P) (STANDARD = S)

Pump/Motor

Figure 1 (P/S) - Pump/Motor Assembly.....	2
Figure 2 (P/S) - 3HP Motor, B4/C3/C4 Pump Installation.....	4
Figure 3 (P/S) - 1HP, Motor, B30 Prewash RL Pump Installation.....	6
Figure 4 (P/S) - 1HP Motor, B30 Prewash LR Pump Installation.....	8
Figure 5 (P/S) - 3HP Motor, B30 Prewash RL Pump Installation.....	10
Figure 6 (P/S) - 3HP Motor, B30 Prewash LR Pump Installation.....	12
Figure 7 (P/S) - Auxiliary Rinse, Pump Installation.....	14

Wash/Rinse System Installation

Figure 8 (P/S) - 1HP B30 Prewash, RL, Wash System Installation.....	16
Figure 9 (P/S) - 1HP B30 Prewash, LR, Wash System Installation.....	18
Figure 10 (P/S) - C4 Single Tank, Wash System Installation.....	20
Figure 11 (P/S) - C4 Wash Tank/Rinse Tank, Wash System Installation.....	22
Figure 12 (P/S) - C3 Wash System Installation.....	24

Electrical Tank Heat Installation

Figure 13 (P/S) - Tank Float Switches and Thermistors.....	26
Figure 14 (P/S) - C4/C6/C8 Electric Tank Heat Installation, Wash with Scrap Basket.....	28
Figure 15 (P/S) - C4/C6/C8 Electric Tank Heat Installation, Wash without Scrap Basket.....	30
Figure 16 (P/S) - C6/C8 Electric Tank Heat Installation, Rinse with Scrap Basket.....	32
Figure 17 (P/S) - C6/C8 Electric Tank Heat Installation, Rinse without Scrap Basket.....	34
Figure 18 (P/S) - Auxiliary Rinse, Tank Heat Installation.....	36

Electrical Booster Assembly

Figure 19 (P/S) - Electric Booster Assembly.....	38
Figure 20 (P/S) - 15kW Electric Booster Element Configurations.....	40
Figure 21 (P/S) - 16kW Electric Booster Element Configurations.....	41
Figure 22 (P/S) - 18kW Electric Booster Element Configurations.....	42
Figure 23 (P/S) - 25kW Electric Booster Element Configurations.....	43
Figure 24 (P/S) - 28kW Electric Booster Element Configurations.....	44
Figure 25 (P/S) - 32kW Electric Booster Element Configurations.....	45

Fill Piping Assembly

Figure 26 (S) - Fill Piping with Booster.....	46
Figure 27 (P/S) - Fill Piping with Booster.....	48
Figure 28 (S) - Fill Piping without Booster (Prior to S/N J10012728).....	50
Figure 29 (P/S) - Fill Piping without Booster (Beginning with S/N J10012728 and above).....	52
Figure 30 (P/S) - Fill Piping Assembly, Cold Water Tempering.....	54

Final Rinse Installation

Figure 31 P/S - Final Rinse Piping Sub-Assy., (EUCCW/EUCC).....	56
Figure 32 (S) - 48 GPH, Final Rinse Installation, EUCC (Beginning July 2015).....	58
Figure 33 (S) - Final Rinse Installation, EUCC4/6/8, (Prior to July 2015).....	60
Figure 34 (S) - 57 GPH, Final Rinse Installation, EUCCW (Beginning July 2015).....	62
Figure 35 (S) - Final Rinse Installation, EUCCW4/6 (Prior to July 2015).....	64
Figure 36 (S) - Auxiliary Rinse Installation, EUCC/EUCCW (Prior to July 2015).....	66
Figure 37 (P/S) - 57 GPH, Auxiliary Rinse Installation, EUCC/EUCCW.....	68
Figure 38 (P/S) - RL SST Steam Booster Assy., #1200 - 40°F/22°C rise - 70°F/39°C rise.....	70

LIST OF FIGURES (continued)

(PRO = P) (STANDARD = S)

Steam Booster Assembly

Figure 39 (P/S) - LR SST Steam Booster Assy., #1200 - 40°F/22°C rise - 70°F/39°C rise.....	74
Figure 40 (P/S) - RL SST Steam Booster Assy., #1200 - 40°F/22°C rise - 70°F/39°C rise w/Ion (7-30 PSI)	78
Figure 41 (P/S) - RL SST Steam Booster Piping Assembly w/Ion	82
Figure 42 (P/S) - LR SST Steam Booster Assy., #1200 - 40°F/22°C rise - 70°F/39°C rise w/Ion (15-30 PSI)	84
Figure 43 (P/S) - RL SST Steam Booster Assy., #1200 - 40°F/22°C rise - 70°F/39°C rise w/HRU-No Reheat (7-30 PSI)	88
Figure 44 (P/S) - LR SST Steam Booster Assy., #1200 - 40°F/22°C rise - 70°F/39°C rise w/HRU-No Reheat (7-30 PSI)	90
Figure 45 (P/S) - RL SST Steam Booster Assy., #1200 - 40°F/22°C rise - 70°F/39°C rise w/HRU-No Reheat (7-30 PSI)	92

Steam Tank Heat Installation

Figure 46 (P/S) - High Pressure Steam Coil Heat Installation, (C4 Wash/Rinse), (15-30 PSI).....	94
Figure 47 (P/S) - High Pressure Steam Coil Heat Installation, (C3-B Wash/Rinse), (15-30 PSI)	98
Figure 48 (P/S) - Low Pressure Steam Coil Heat Installation, (C3-B Wash/Rinse), (7-30 PSI)	102
Figure 49 (P/S) - Low Pressure Steam Coil Heat Installation, (C4-B Wash/Rinse), (7-30 PSI)	104
Figure 50 (P/S) - Steam Coil Heat Installation, E2 (Auxiliary)	106
Figure 51 (P/S) - Steam Injector Heat Installation, E2 (Auxiliary)	110
Figure 52 (P/S) - Steam Injector Heat Installation, (C3-B)	112
Figure 53 (P/S) - Steam Injector Heat Installation, (C4-B)	114

Drain Installation

Figure 54 (S) - RL Drain Installation, (B30)	116
Figure 55 (S) - LR Drain Installation, (B30)	118
Figure 56 (S) - Drain Installation, (C4 Wash/Rinse).....	120
Figure 57 (S) - RL/LR Drain Installation, E2 Auxiliary	122
Figure 58 (P/S) - EUCCW Drain Installation, (D5)	124
Figure 59 (S) - RL EUCCW/EUCC Drain Installation, (B4)	126
Figure 60 (S) - LR EUCCW/EUCC Drain Installation, (B4)	128
Figure 61 (S) - EUCCW/EUCC Drain Installation, (C3)	130
Figure 62 (P) - RL Drain Installation - Motorized Ball Valve, SST Trunk, (B30+B).....	132
Figure 63 (P) - LR Drain Installation - Motorized Ball Valve, SST Trunk, (B30+B).....	134
Figure 64 (P) - RL Drain Installation - Motorized Ball Valve, SST Trunk, (B4+B).....	136
Figure 65 (P) - LR Drain Installation - Motorized Ball Valve, SST Trunk, (B4+B).....	138
Figure 66 (P) - Drain Installation - Motorized Ball Valve, SST Trunk, (C3).....	140
Figure 67 (P) - Drain Installation - Motorized Ball Valve, SST Trunk, (C4).....	142
Figure 68 (P) - Drain Installation - Motorized Ball Valve, SST Trunk, (E2).....	144

Load End and Drive Assembly

Figure 69 (P/S) - EUCC/EUCCW, Load End Electric Eyes and Flushing Nozzles.....	146
Figure 70 (P/S) - EUCC/EUCCW - Start/Stop Switch Box Assembly.....	148
Figure 71 (P/S) - EUCC/EUCCW, Reverse/Jog Switch Box Assembly.....	150
Figure 72 (P/S) - EUCC/EUCCW, Anti-jam Tensioner and Switch Install.....	152
Figure 73 (P/S) - EUCC/EUCCW, Idle Shaft Assembly.....	154
Figure 74 (P/S) - EUCC/EUCCW, Drive Shaft Assembly	156

Conveyor Belt Assembly

Figure 75 (P/S) - EUCCW/EUCC (Peg Belt) and (Peg Belt w/Upper Rod).....	158
Figure 76 (P/S) - EUCCW/EUCC (Flat Belt).....	160
Figure 77 (P/S) - EUCCW/EUCC (Stainless Steel Peg Conveyor Belt).....	162
Figure 78 (P/S) - EUCCW/EUCC (Insulated Tray) Conveyor Belt.....	164
Figure 79 (P/S) - EUCCW Conveyor Shut-off Shelf Assembly.....	166
Figure 80 (P/S) - EUCC Conveyor Shut-off Shelf Assembly	168

LIST OF FIGURES (continued)

(PRO = P) (STANDARD = S)

Curtain, Baffles and Scrap Screens

Figure 81 (P/S) - Curtain Installation, B30/C8/E2, RL, (452992).....	170
Figure 82 (P/S) - Curtain Installation, B30/C8/E2, LR, (452993).....	171
Figure 83 (P/S) - Curtain Installation, B4/C8/E2, RL, (453132).....	172
Figure 84 (P/S) - Curtain Installation, B4/C8/E2, LR, (453133).....	173
Figure 85 (P/S) - Curtain Installation, B30/C6/E2, RL, (453110).....	174
Figure 86 (P/S) - Curtain Installation, B30/C6/E2, LR, (453111).....	175
Figure 87 (P/S) - Curtain Installation, B30/C4/E2, RL, (452994).....	176
Figure 88 (P/S) - Curtain Installation, B30/C4/E2, LR, (452995).....	177
Figure 89 (P/S) - Curtain Installation, B4/C6/E2, RL, (453130).....	178
Figure 90 (P/S) - Curtain Installation, B4/C6/E2, LR, (453131).....	179
Figure 91 (P/S) - Curtain Installation, B4/C4/E2, RL, (453128).....	180
Figure 92 (P/S) - Curtain Installation, B4/C4/E2, LR, (453129).....	181
Figure 93 (P/S) - Tank Baffles, EUCCW/EUCC.....	182
Figure 94 (P/S) - Scrap Screens, EUCCW/EUCC	184

Door Assembly

Figure 95 (P/S) - Lift-up Door Assembly, EUCCW/EUCC	186
Figure 96 (P/S) - Hinged Single Door Assembly, (B30/E2), EUCCW/EUCC.....	188
Figure 97 (P/S) - Hinged Single Door Assembly, (B30/E2), EUCCW/EUCC.....	190
Figure 98 (P/S) - Hinged Double Door Assembly, (B30/E2), EUCCW/EUCC	192

Control Cabinet

Figure 99 (S) - E-Series Control Cabinet (Beginning with S/N J10012728 and above).....	194
Figure 100 (S) - (Optional), Keep it Clean™ Control Cabinet	197
Figure 101 (P) - PRO Series Control Cabinet (Beginning with S/N J21034512 and above).....	198
Figure 102 (P/S) - Variable Frequency Drive, ATV12, ATV320, EUCC/EUCCW,	201
Figure 103 (P/S) - Vent Cowl, EUCCW/EUCC	202

Electrical Schematics

(P) EUCCW Relay Output Card	204
(P) EUC Line Voltage w/PLC, Standard Drive	205
(P/S) EUC C6/8 Electric Heat, EUC C6/8, 208V/60/3, 25/20/10, CB	206
(P/S) EUC C4 Electric Heat, EUC C6/8, 208V/60/3, 45/10, CB	207
(P/S) EUC C4 Electric Heat, 480V/60/3, 45/10, CB	208
(P/S) EUC C6/8 Electric Heat, 480V/60/3, 25/20/10, CB	209
(S) EUC C6/8 Electric Heat, 575V/60/3, 25/20/10, CB	210
(S) EUC 18kW Booster Heater Wiring	211
(P) EUC PLC Controls (703208)	213
(P) EUC4 Steam/Electric, w/PLC Thermistor Wiring Diagram (703245)	214
(P) EUC6/8 Steam/Electric w/PLC Thermistor Wiring Diagram (703246)	215
(P) EUCC4PW Steam/Electric Thermistor Wiring Diagram (702064)	216
(S) EUCCW4PW, Steam/Electric Digital Display Start Digital Display (702063)	217
(S) EUCCW8PW, Steam/Electric Digital Display (702068)	218
(S) Component Legend for Electrical Schematic #702063 and #70206	219
(S) EUCC4 Tank Heat, Wash/Econo Rinse	220
(S) EUC 28kW Booster Wiring Diagram	221
(S) EUCCW8 Tank Heat Wash/Rinse/Econo Rinse	222

SERVICE REPLACEMENT PARTS



CAUTION:

Only qualified personnel familiar with food service equipment should attempt the installation of machine repair parts. Damage or problems associated with improper parts installation will not be covered by the limited warranty.

Installation Codes

The installation of the machine must comply with all local electrical, plumbing, health, and safety codes or in the absence of local codes, installed in accordance with the applicable requirements in the National Electrical Code, NFPA 70, Canadian Electrical Code (CEC), Part 1, CSA C22.1 and the Standard for Ventilation Control and Fire Protection of Commercial Cooking Operations, NFPA 96.

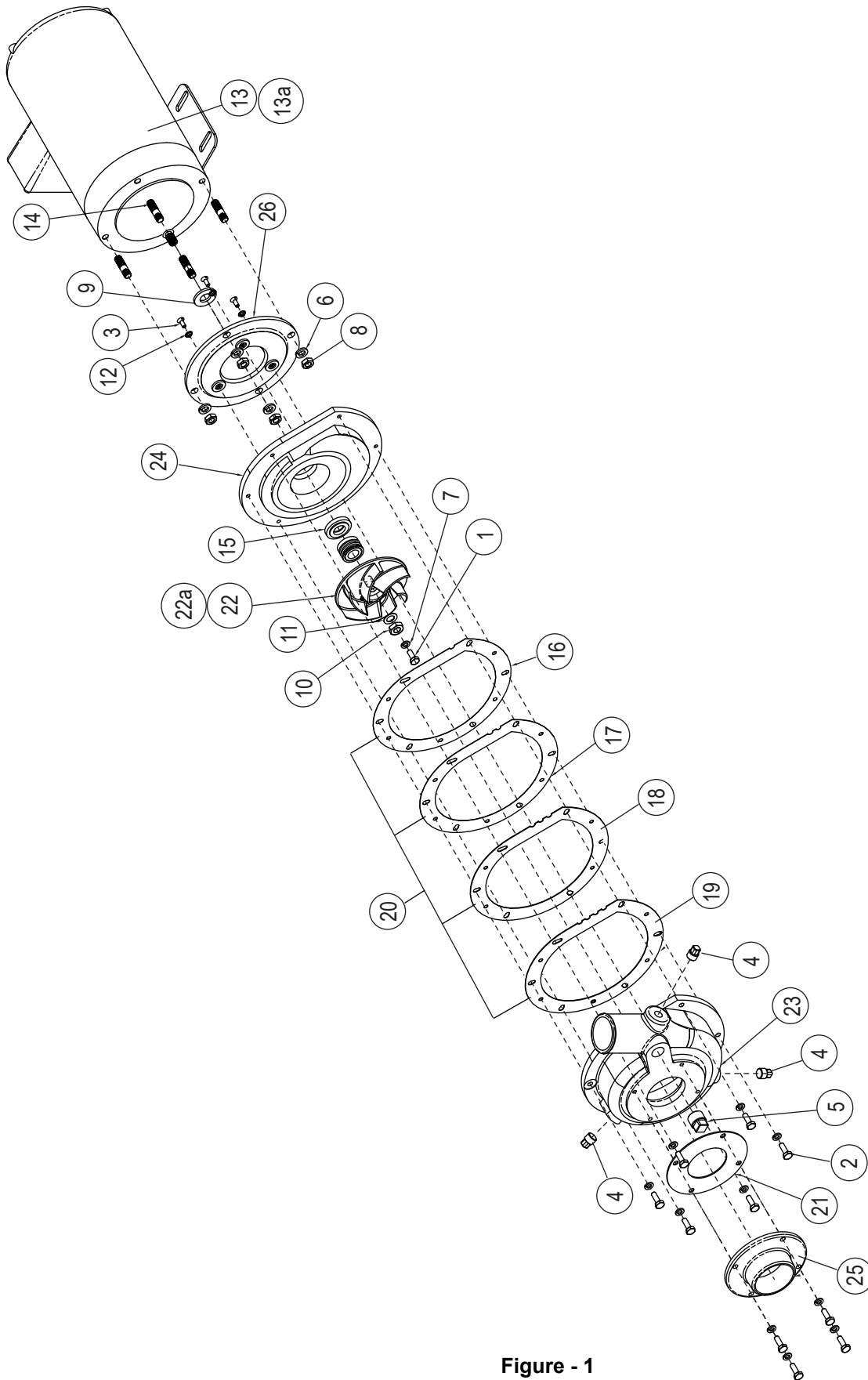


Figure - 1

Item No.	Part No.	DESCRIPTION	QTY.
1	100735	BOLT, HEX HEAD, 1/4-20 X 5/8" SST	1
2	100736	BOLT, HEX HEAD, 1/4-20 X 3/4" SST	10
3	100754	SCREW, FLAT HEAD, 10-32 X 1/2" SST	3
4	102500	PLUG, 1/4" NPT, SQUARE HEAD, BRASS	3
5	102504	PLUG, 1/2" NPT, SQUARE HEAD, BRASS	1
6	106407	WASHER, LOCK 3/8" SPLIT, SST	4
7	106482	WASHER, LOCK 1/4" SPLIT, SST	11
8	107690	NUT, JAM, 3/8-16 SST	4
9	109654	SLINGER, JET PUMP	1
10	110247	NUT, JAM HEX, 7/16-20 SST	1
11	110248	WASHER, FLAT SST	1
12	110270	WASHER, LOCK, CSK EXTERNAL TOOTH, #10	3
13	115589	MOTOR, 3HP/MV JET PUMP, TEFC	1
13a	115588	MOTOR, 3HP/575V JET PUMP	1
14	110734	STUD, 3/8-16 X 1-3/8" SST, PUMP	4
15	111111	SEAL ASSY., CI PUMP	1
16	111941	GASKET, PUMP VOLUTE, .0085" THICK (1 NOTCH)	1
17	111942	GASKET, PUMP VOLUTE, .015" THICK (2 NOTCHES)	1
18	111943	GASKET, PUMP VOLUTE, .032" THICK (3 NOTCHES)	1
19	117090	GASKET, PUMP VOLUTE, .062" THICK (4 NOTCHES)	1
20	900737	KIT, GASKET, PUMP VOLUTE (Includes Items 16-19)	1
21	112338	GASKET, PUMP SUCTION FLANGE	1
22	113120	IMPELLER, 3HP, SST, MACHINED B4/C3/C4 EUCCW/EUCC	1
22a	113119	IMPELLER, 2HP, SST, MACHINED C3 EUCC	1
23	113634	VOLUTE, JET PUMP, SST	1
24	113635	FLANGE, JET PUMP, SST	1
25	113636	FLANGE SUCTION, SST	1
26	204460	BACKING PLATE, 1HP/2HP/3HP, JET PUMP	1

Figure - 1 (Parts List)

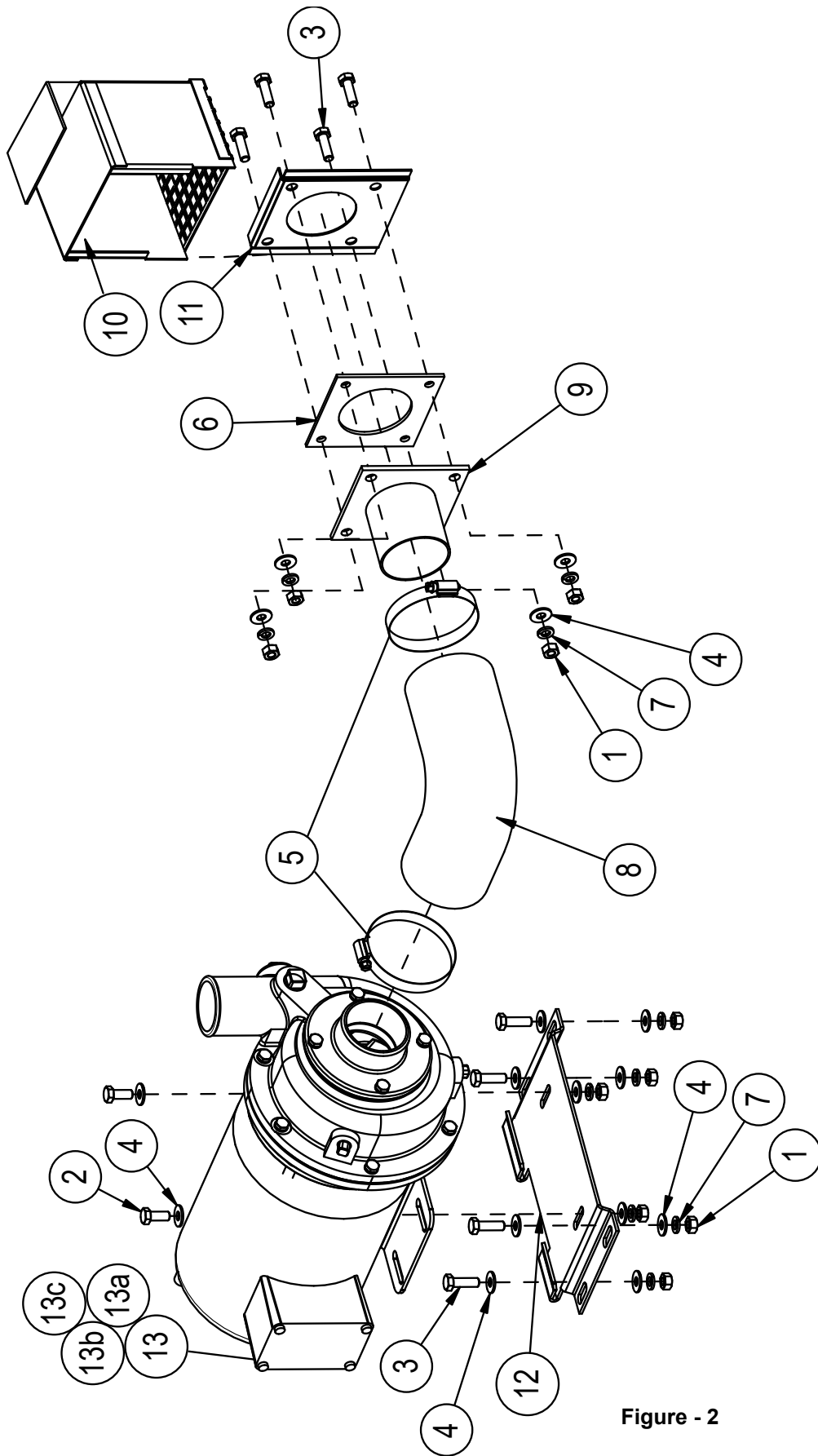


Figure - 2

Item No.	Part No.	DESCRIPTION	QTY.
1	100154	HEX PLAIN NUT, 5/16-18 SST	10
2	100739	BOLT, HEX HEAD, 5/16-18 X 3/4" SST	2
3	100740	BOLT, 5/16-18 X 1" SST, HEX HEAD	8
4	102376	WASHER, FLAT, 5/16" X 3/4" X 1/16", SST	16
5	104203	CLAMP, HOSE M52, SST W/CS SCREW	2
6	104640	GASKET, PUMP, SUCTION	1
7	106013	WASHER, LOCK 5/16", SPLIT SST	10
8	110372	HOSE, PUMP SUCTION, 5", LG.	1
9	313300	FLANGE, WELD, PUMP SUCTION, UC	1
10	319742	HOOD, WELDMENT, PUMP SUCTION, UC	1
11	319743	PLATE, PUMP SUCTION, HOOD	1
12	320918	SUPPORT, PUMP MOTOR, C3 NUCCW	1
13	405923	PUMP ASSY, 3HP/MV/3PH, UC B4/C3/C4, EUCCW/EUCC	1
13a	405922	PUMP ASSY, 3HP/MV/3PH, UC, C3/EUCC	1
13b	406976	PUMP ASSY, 3HP/575V/3PH, B4/C3/C4, EUCCW, B4/C4 EUCC	1
13c	417762	PUMP ASSY, 3HP/575/3PH, C3/EUCC	1

Figure - 2 (Parts List)

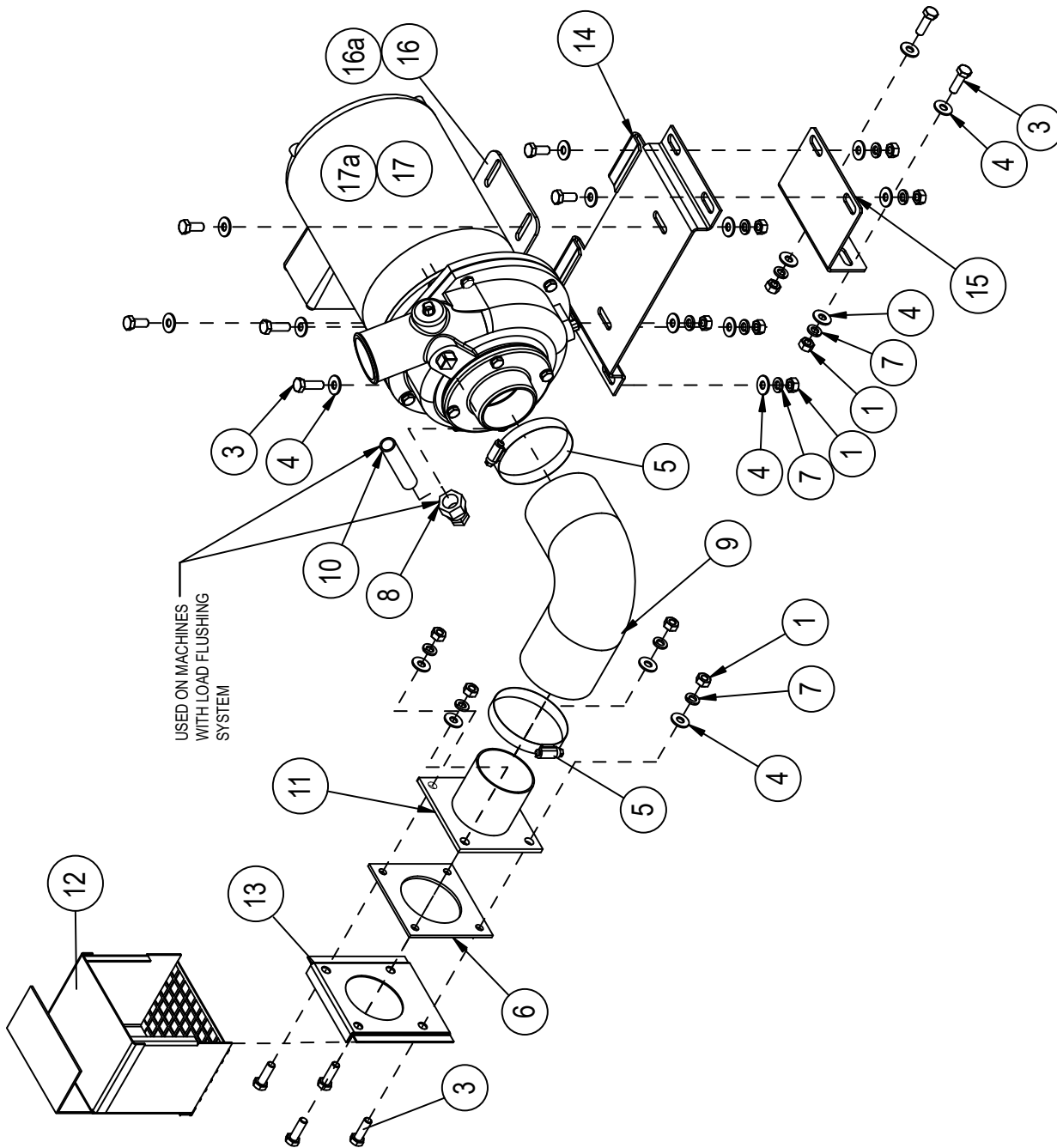


Figure - 3

Item No.	Part No.	DESCRIPTION	QTY.
1	100154	HEX PLAIN NUT, 5/16-18 SST	12
2	100739	BOLT, HEX HEAD, 5/16-18 X 3/4" SST	4
3	100740	BOLT, 5/16-18 X 1" SST, HEX HEAD	8
4	102376	WASHER, FLAT, 5/16" X 3/4" X 1/16", SST	20
5	104203	CLAMP, HOSE M52, W/CS SCREW	2
6	104640	GASKET, PUMP, SUCTION	1
7	106013	WASHER, LOCK 5/16", SPLIT SST	12
8	109926	FITTING, COMPRESSION, 5/8" OD X 1/2" MPT, ELL, BRASS	1
9	110372	HOSE, PUMP SUCTION, UC	1
10	205192	TUBE, 1/2" COPPER, X 3"	1
11	313300	FLANGE, WELD, PUMP SUCTION, UC	1
12	319742	HOOD, WELDMENT, PUMP SUCTION, UC	1
13	319743	PLATE, PUMP SUCTION, HOOD	1
14	322150	SUPPORT, PUMP MOTOR, B30 W/A3,	1
15	329618	BRACKET, PUMP SUPPORT, B30 W/A3	1
16	405919-120	PUMP ASSY., B30, RL, 1HP/MV/3PH	1
16a	417172-120	PUMP ASSY., B30 RL, 1HP, 575V/60/3	1
17	115578	MOTOR, 1HP, MV/3PH TEFC	1
17a	115579	MOTOR, 1HP, 575V/60/3 TEFC	1

Figure - 3 (Parts List)

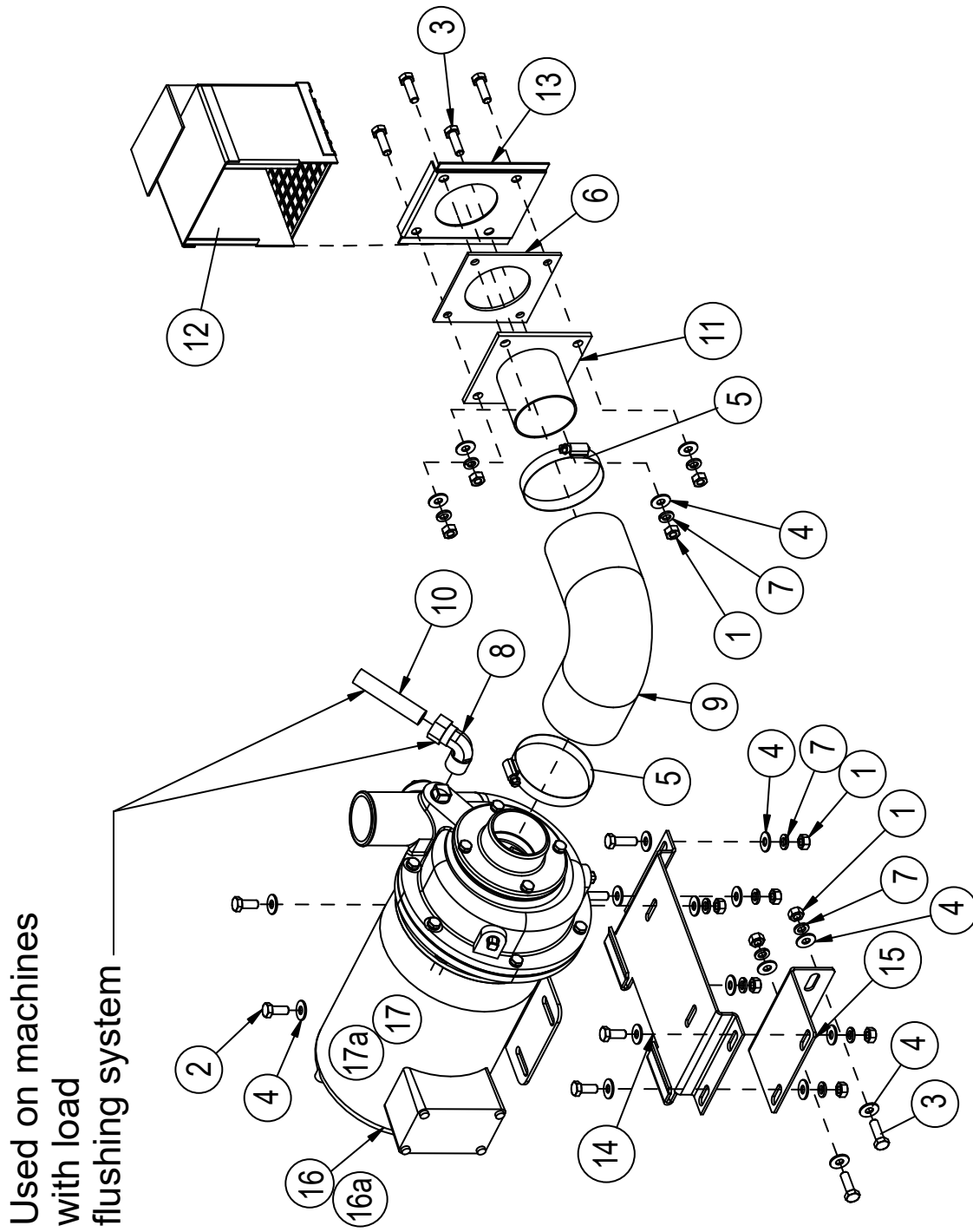


Figure - 4

Item No.	Part No.	DESCRIPTION	QTY.
1	100154	NUT, PLAIN, 5/16-18 SST	12
2	100739	BOLT, HEX HEAD, 5/16-18 X 3/4" SST	4
3	100740	BOLT, 5/16-18 X 1" SST, HEX HEAD	8
4	102376	WASHER, FLAT, 5/16" X 3/4" X 1/16", SST	20
5	104203	CLAMP, HOSE M52, SST W/CS SCREW	2
6	104640	GASKET, PUMP, SUCTION	1
7	106013	WASHER, LOCK 5/16", SPLIT SST	12
8	109926	FITTING, COMPRESSION, 5/8" OD X 1/2" MPT, ELL	1
9	110372	HOSE, PUMP SUCTION, UC	1
10	205192	TUBE, 1/2" COPPER, X 3"	1
11	313300	FLANGE, WELD, PUMP SUCTION, UC	1
12	319742	HOOD, WELDMENT, PUMP SUCTION, UC	1
13	319743	PLATE, PUMP SUCTION, HOOD	1
14	322150	SUPPORT, PUMP MOTOR, B2 NUCCW	1
15	329618	BRACKET, PUMP SUPPORT, B30 W/A3	1
16	405919	PUMP ASSY., 1HP/MV/3PH	1
16a	406975	PUMP ASSY., B30 LR, 1HP, 575V/60/3	1
17	115578	MOTOR, 1HP, MV/3PH TEFC	1
17a	115579	MOTOR, 1HP, 575V/60/3TEFC	1

Figure - 4 (Parts List)

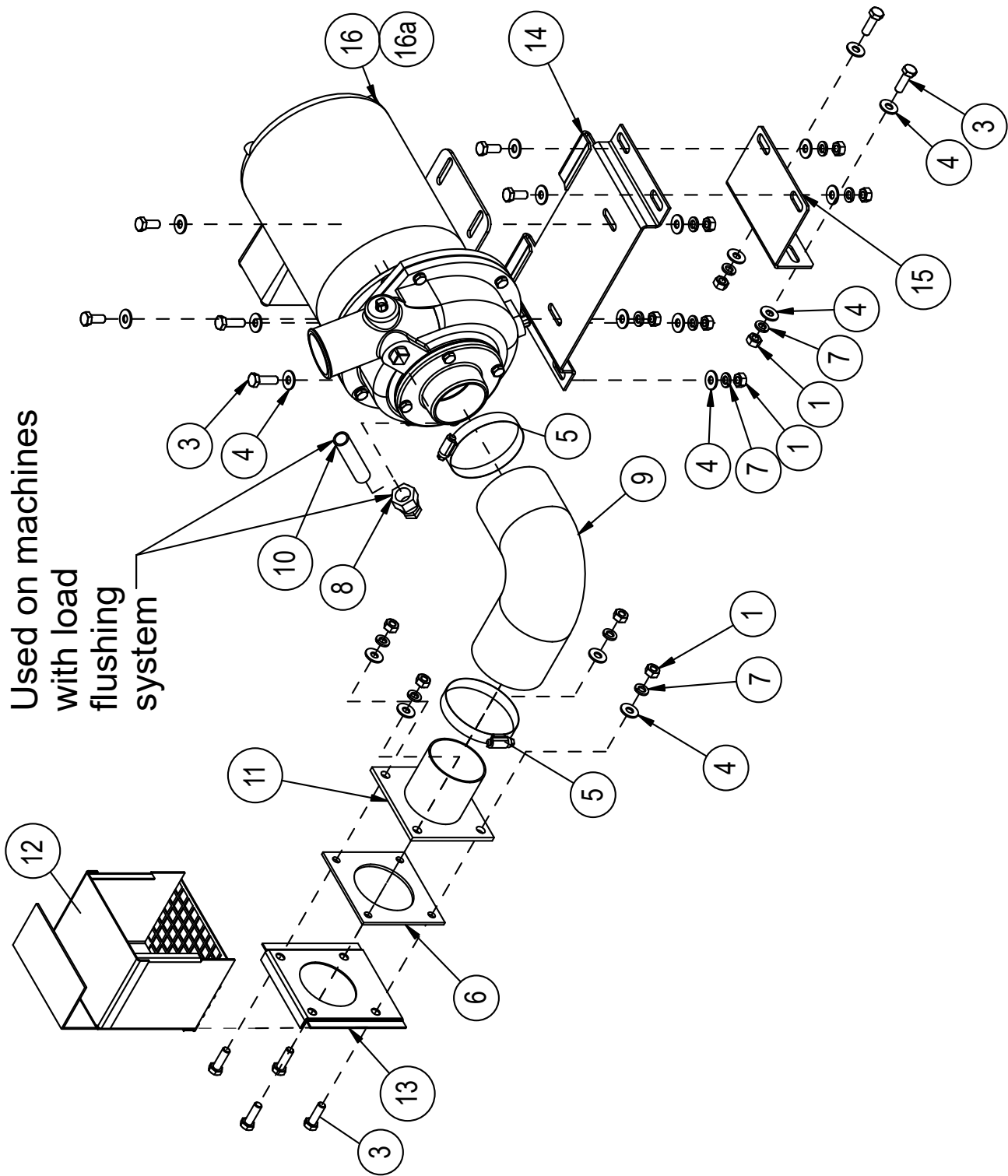


Figure - 5

Item No.	Part No.	DESCRIPTION	QTY.
1	100154	HEX PLAIN NUT, 5/16-18 SST	12
2	100739	BOLT, HEX HEAD, 5/16-18 X 3/4" SST	4
3	100740	BOLT, 5/16-18 X 1" SST, HEX HEAD	8
4	102376	WASHER, FLAT, 5/16" X 3/4" X 1/16", SST	20
5	104203	CLAMP, HOSE M52, SST W/CS SCREW	2
6	104640	GASKET, PUMP, SUCTION	1
7	106013	WASHER, LOCK 5/16", SPLIT SST	12
8	109926	FITTING, COMPRESSION, 5/8" OD X 1/2" MPT, ELL	1
9	110372	HOSE, PUMP SUCTION, UC	1
10	205192	TUBE, 1/2" COPPER, X 3"	1
11	313300	FLANGE, WELD, PUMP SUCTION, UC	1
12	319742	HOOD, WELDMENT, PUMP SUCTION, UC	1
13	319743	PLATE, PUMP SUCTION, HOOD	1
14	322150	SUPPORT, PUMP MOTOR, B2 NUCCW	1
15	329618	BRACKET, PUMP SUPPORT, B30 W/A3	1
16	405921-120	PUMP ASSY., B30, RL, 3HP/MV/3PH	1
16a	419489-120	PUMP ASSY., B30, RL, 3HP/575V/3PH	1

Figure - 5 (Parts List)

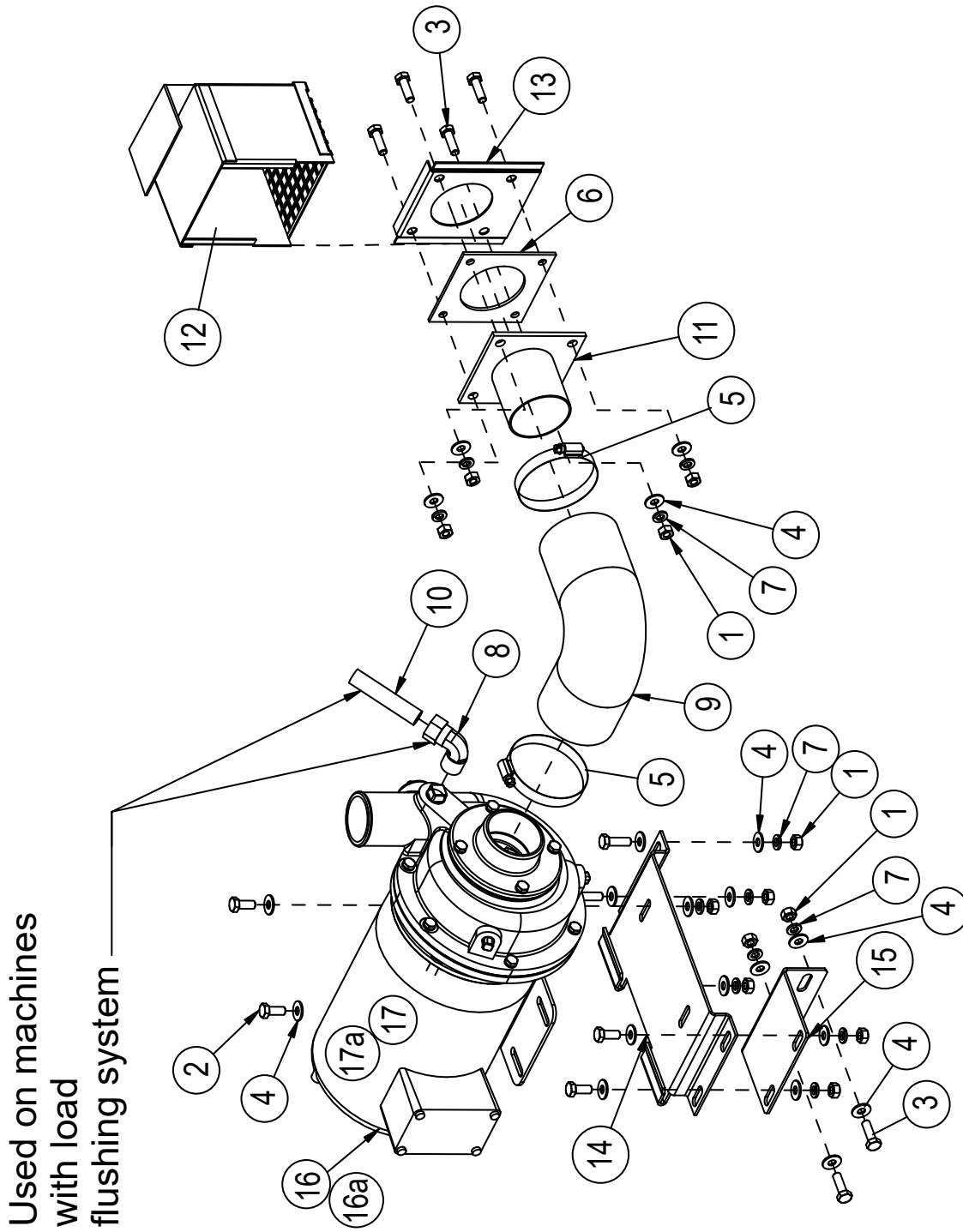


Figure - 6

Item No.	Part No.	DESCRIPTION	QTY.
1	100154	HEX PLAIN NUT, 5/16-18 SST	12
2	100739	BOLT, HEX HEAD, 5/16-18 X 3/4" SST	4
3	100740	BOLT, 5/16-18 X 1" SST, HEX HEAD	8
4	102376	WASHER, FLAT, 5/16" X 3/4" X 1/16", SST	20
5	104203	CLAMP, HOSE M52, SST W/CS SCREW	2
6	104640	GASKET, PUMP, SUCTION	1
7	106013	WASHER, LOCK 5/16", SPLIT SST	12
8	109926	FITTING, COMPRESSION, 5/8" OD X 1/2" MPT, ELL	1
9	110372	HOSE, PUMP SUCTION, UC	1
10	205192	TUBE, 1/2" COPPER, X 3"	1
11	313300	FLANGE, WELD, PUMP SUCTION, UC	1
12	319742	HOOD, WELDMENT, PUMP SUCTION, UC	1
13	319743	PLATE, PUMP SUCTION, HOOD	1
14	322150	SUPPORT, PUMP MOTOR, B2 NUCCW	1
15	329618	BRACKET, PUMP SUPPORT, B30 W/A3	1
16	405921	PUMP ASSY., B30, LR, 3HP/MV/3PH	1

Figure - 6 (Parts List)

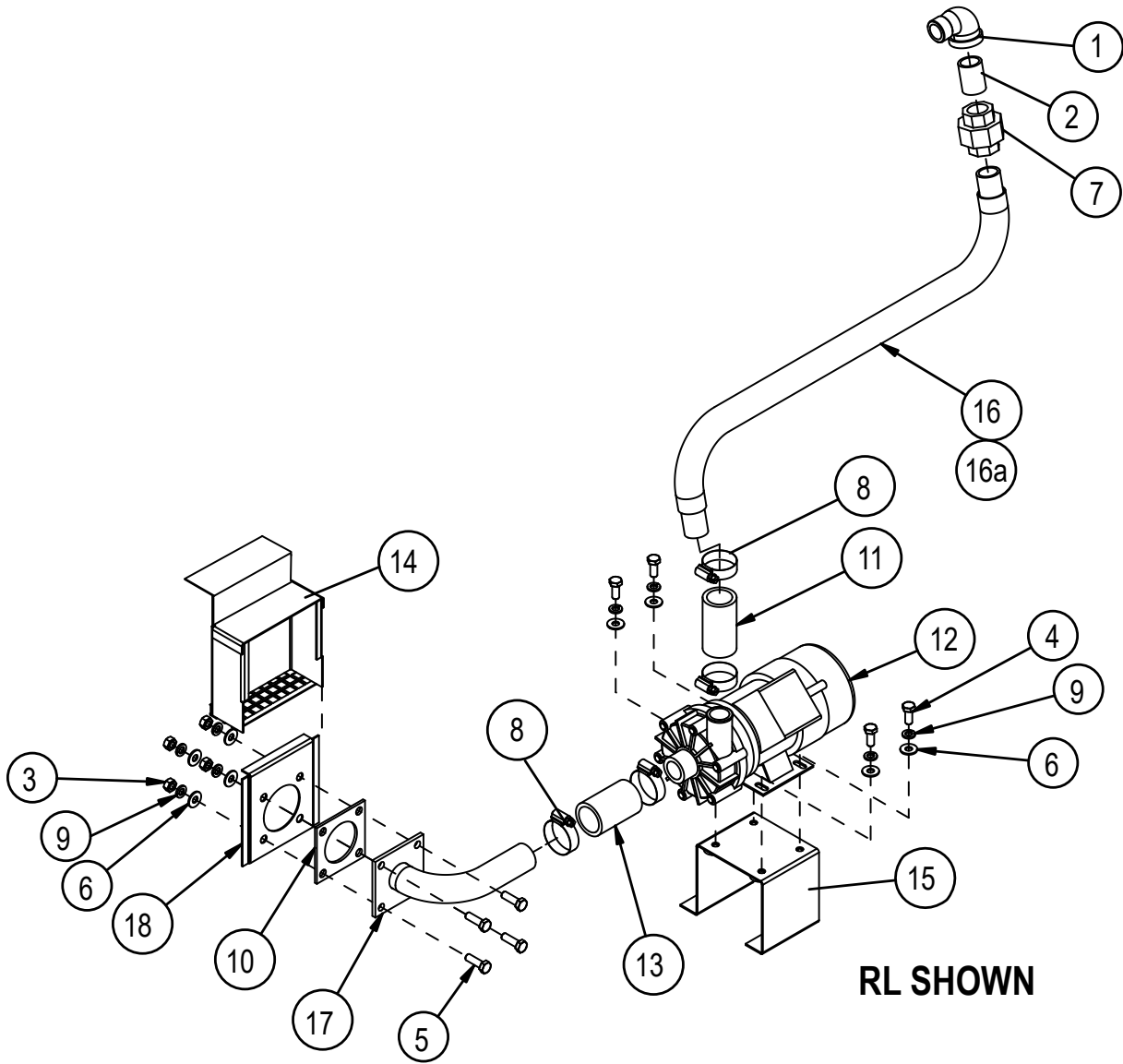


Figure - 7

Item No.	Part No.	DESCRIPTION	QTY.
1	100023	ELBOW, STREET, 3/4" NPT X 90°, SST	1
2	100051	NIPPLE, CLOSE 3/4" NPT X SST	1
3	100154	NUT, PLAIN, 5/16-18, SST	4
4	100739	BOLT, HEX HEAD, 5/16-18, X 3/4", HHD, SST	4
5	100740	BOLT, 5/16-18 X 1" SST, HEX HEAD	4
6	102376	WASHER, FLAT, 5/16" X 3/4" X 1/16", SST	8
7	102554	UNION, 3/4" NPT, SST	1
8	105993	CLAMP, HOSE, M20, SST W/CS SCREW	4
9	106013	WASHER, LOCK, 5/16" SPLIT, SST	8
10	108345	GASKET, HEATER/STANDPIPE	1
11	114020	HOSE, 1-18" I.D. X 2-3/4"	1
12	114199	PUMP/MOTOR ASSY., E2, 1/5HP, 115V/60/1, 2-1/8" DIA. IMPELLER	1
13	206643	HOSE, 1-1/4" I.D. X 2-1/2", LG., EPDM	1
14	322832	HOOD, WELDMENT, PUMP SUCTION, E2	1
15	329791	BASE DECK, WELD., E2 PUMP DISCHARGE, EUCCW/EUCC	1
16	329796	TUBE, WELDMENT, E2 PUMP DISCHARGE, EUCCW	1
16a	330750	TUBE, WELDMENT, E2 PUMP DISCHARGE, EUCC	1
17	329797	FLANGE, WELDMENT	1
18	329798	PLATE, PUMP SUCTION HOOD, E2	1
----	0509303	KIT, PUMP BODY (NOT SHOWN)	1
----	0510222	KIT, SEAL AND GASKET (NOT SHOWN)	1
----	180413	IMPELLER (NOT SHOWN)	1

Figure - 7 (Parts List)

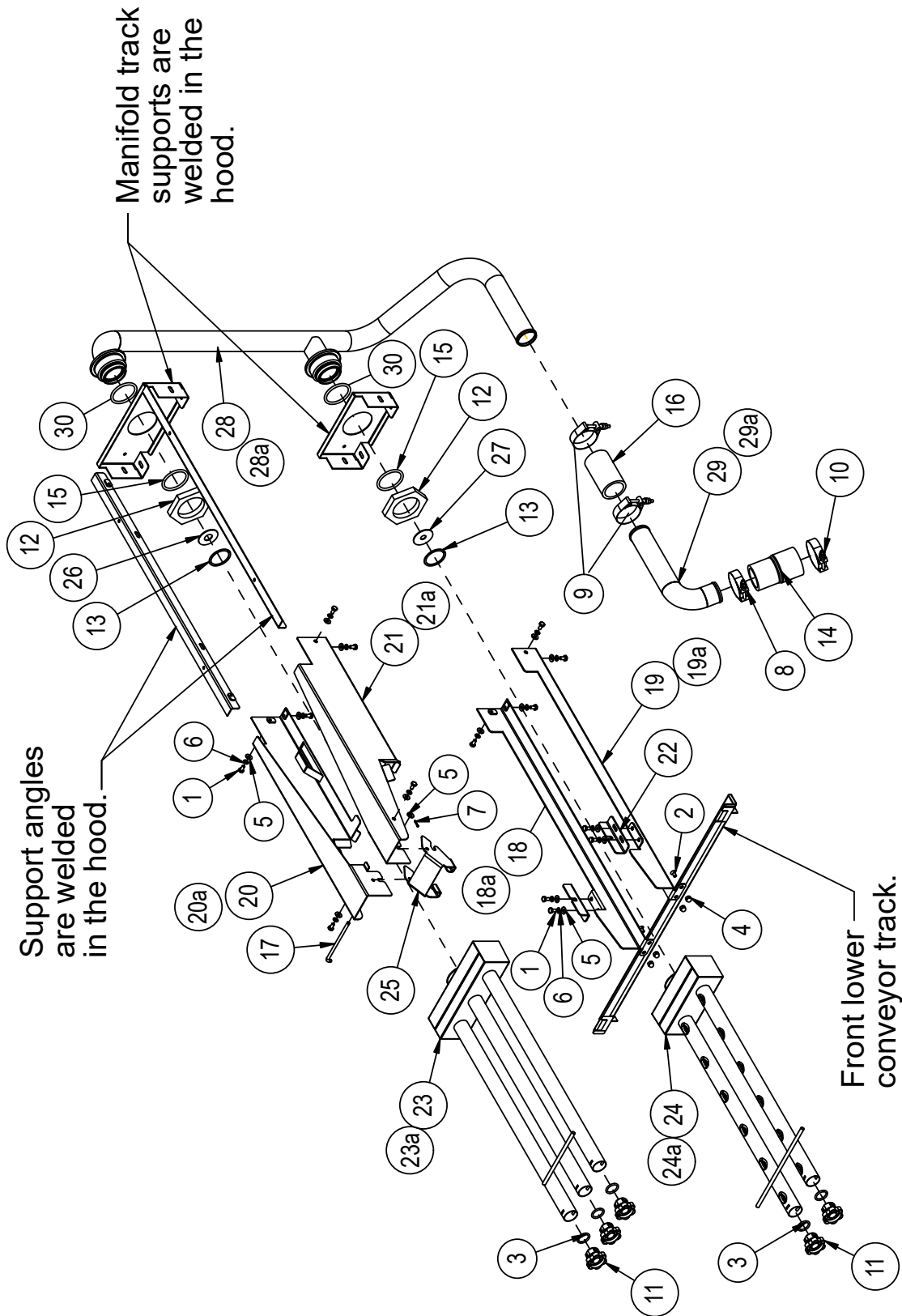


Figure - 8

Item No.	Part No.	DESCRIPTION	QTY.
1	100734	BOLT, HEX HEAD, 1/4-20 X 1/2", SST	14
2	100755	SCREW, FLAT HEAD, 1/4-20 X 1/2" SST	4
3	104414	O-RING, 1"	5
4	106014	HEX, ACORN NUT, 1/4-20, SST	4
5	106026	WASHER, FLAT	15
6	106482	WASHER, LOCK, 1/4" SPLIT	14
7	108875	COTTER, PIN, 3/32" X 1/2", UNEVEN, SST	1
8	110858	CLAMP, HOSE, HIGH PRESSURE	1
9	111780	CLAMP, HOSE, HIGH PRESSURE	2
10	111964	CLAMP, HOSE, HIGH PRESSURE	1
11	112240	PLUG, DEBOSSSED SPRAYPIPE	5
12	113911	LOCKNUT, 2-1/2" NPSL, SST	2
13	113912	RETAINING RING, INTERNAL 2" BORE	2
14	113984	HOSE, PUMP DISCHARGE, MOLDED	1
15	114096	O-RING	2
16	202146-1	HOSE, 1-7/8" I.D. X 1-3/8" X 5-3/8", LG., EPDM	1
17	206553	ROD, LATCH PIVOT, 3-HOLE UPPER MANIFOLD	1
18	329669	TRACK, WELDMENT, LH LOWER, MANIFOLD EUCCW	1
18a	330644	TRACK, WELDMENT, LH LOWER, MANIFOLD EUCC	1
19	329670	TRACK, WELDMENT, RH LOWER, MANIFOLD EUCCW	1
19a	330645	TRACK, WELDMENT, RH LOWER, MANIFOLD EUCC	1
20	329672	TRACK, WELDMENT, LH UPPER, MANIFOLD EUCCW	1
20a	330641	TRACK, WELDMENT, LH UPPER, MANIFOLD EUCC	1
21	329673	TRACK, WELDMENT, RH UPPER, MANIFOLD EUCCW	1
21a	330642	TRACK, WELDMENT, RH UPPER, MANIFOLD EUCC	1
22	329674	BRACKET, LOWER MANIFOLD, LATCH	2
23	329696	MANIFOLD, WELDMENT, 3-HOLE, UPPER EUCCW	1
23a	330637	MANIFOLD, WELDMENT, 3-HOLE, UPPER EUCC	1
24	329699	MANIFOLD, WELDMENT, 2-HOLE, LOWER, EUCCW	1
24a	330638	MANIFOLD, WELDMENT, 2-HOLE, LOWER, EUCC	1
25	329705	LATCH, DEVELOPEMENT, UPPER MANIFOLD, 3-HOLE	1
26	330308	MANIFOLD, RESTRICTOR, 0.781" I.D.,	1
27	330309	MANIFOLD, RESTRICTOR, 0.531" I.D.,	1
28	330698	STANDPIPE, WELDMENT, B30 RL	1
28a	331319	STANDPIPE, WELDMENT, B30 RL, HIGH HOOD	1
29	330838	TUBE, PUMP DISCHARGE, PW/W/R, EUCCW	1
29a	330639	TUBE, PUMP DISCHARGE, PW/W/R, EUCC	1
30	114692	GASKET, STANDPIPE	2

Figure - 8 (Parts List)

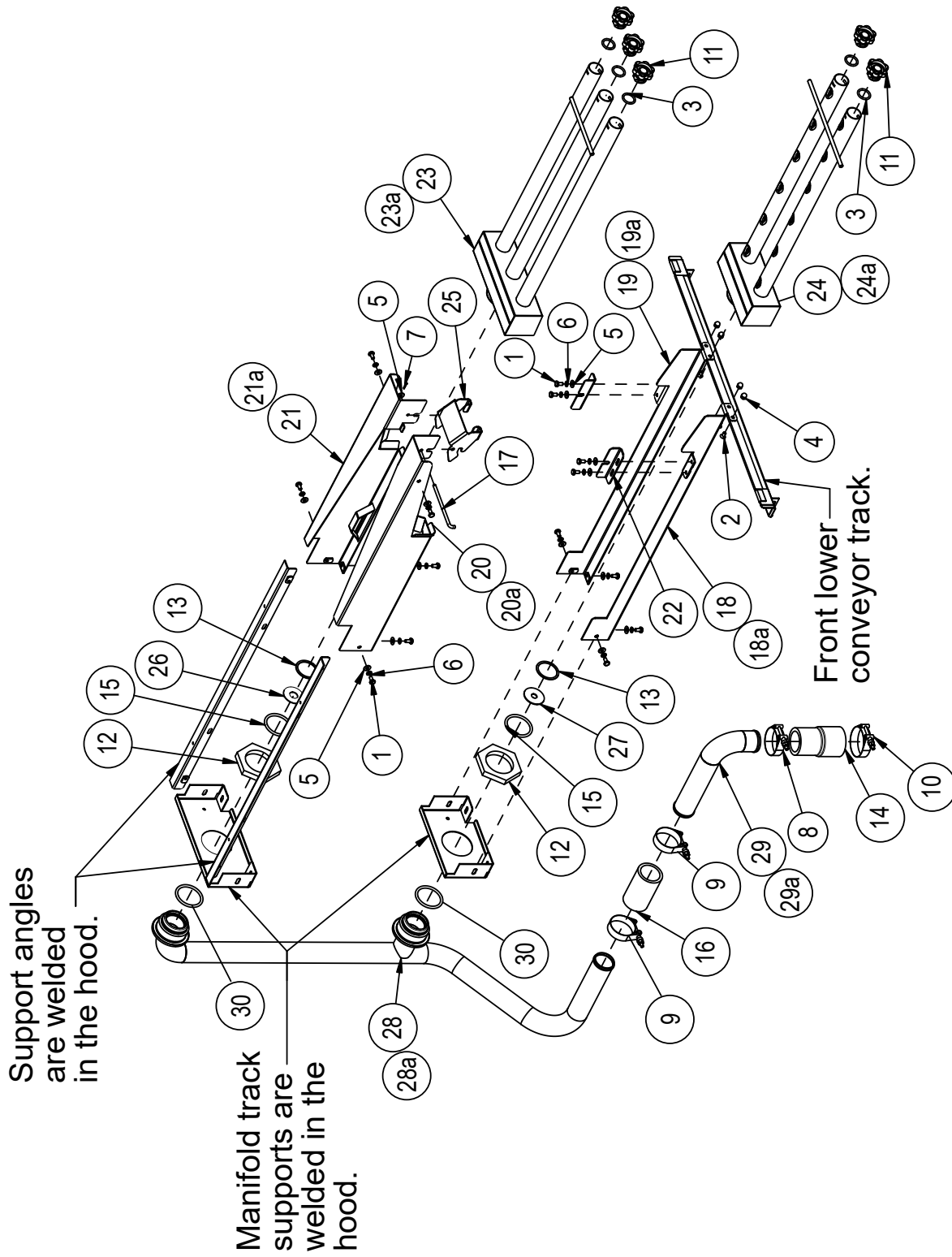


Figure - 9

Item No.	Part No.	DESCRIPTION	QTY.
1	100734	BOLT, HEX HEAD, 1/4-20 X 1/2", SST	14
2	100755	SCREW, FLAT HEAD, 1/4-20 X 1/2" SST	4
3	104414	O-RING	5
4	106014	HEX, ACORN NUT, 1/4-20, SST	4
5	106026	WASHER, FLAT	15
6	106482	WASHER, LOCK, 1/4" SPLIT	14
7	108875	COTTER, PIN, 3/32" X 1/2", UNEVEN, SST	1
8	110858	CLAMP, HOSE, HIGH PRESSURE	1
9	111780	CLAMP, HOSE, HIGH PRESSURE	2
10	111964	CLAMP, HOSE, HIGH PRESSURE	1
11	112240	PLUG, DEBOSSSED SPRAYPIPE	5
12	113911	LOCKNUT, 2-1/2" NPSL, SST	2
13	113912	RETAINING RING, INTERNAL 2" BORE	2
14	113984	HOSE, DISCHARGE, MOLDED	1
15	114096	O-RING	2
16	202146-1	HOSE, 1-7/8" I.D. X 1-3/8" X 5-3/8", LG., EPDM	1
17	206553	ROD, LATCH PIVOT, 3-HOLE MANIFOLD	1
18	329669	TRACK, WELDMENT, LH LOWER, MANIFOLD EUCCW	1
18a	330644	TRACK, WELDMENT, LH LOWER, MANIFOLD EUCC	1
19	329670	TRACK, WELDMENT, RH LOWER, MANIFOLD EUCCW	1
19a	330645	TRACK, WELDMENT, RH LOWER, MANIFOLD EUCC	1
20	329672	TRACK, WELDMENT, LH UPPER, MANIFOLD EUCCW	1
20a	330641	TRACK, WELDMENT, LH UPPER, MANIFOLD EUCC	1
21	329673	TRACK, WELDMENT, RH UPPER, MANIFOLD EUCCW	1
21a	330642	TRACK, WELDMENT, RH UPPER, MANIFOLD EUCC	1
22	329674	BRACKET, LOWER MANIFOLD, LATCH	2
23	329696	MANIFOLD, WELDMENT, 3-HOLE, UPPER EUCCW	1
23a	330637	MANIFOLD, WELDMENT, 3-HOLE, UPPER EUCC	1
24	329699	MANIFOLD, WELDMENT, 2-HOLE, LOWER, EUCCW	1
24a	330638	MANIFOLD, WELDMENT, 2-HOLE, LOWER, EUCC	1
25	329705	LATCH, DEVELOPEMENT, UPPER MANIFOLD. 3-HOLE	1
26	330308	MANIFOLD, RESTRICTOR, 0.781" I.D.	1
27	330309	MANIFOLD, RESTRICTOR, 0.531" I.D.	1
28	330699	STANDPIPE, WELDMENT, B30 LR	1
28a	331834	STANDPIPE, WELDMENT, B30 LR, HIGH HOOD	1
29	330838	TUBE, PUMP DISCHARGE WELDMENT, EUCCW	1
29a	330639	TUBE, PUMP DISCHARGE WELDMENT, EUCC	1
30	114692	GASKET, STANDPIPE	2

Figure - 9 (Parts List)

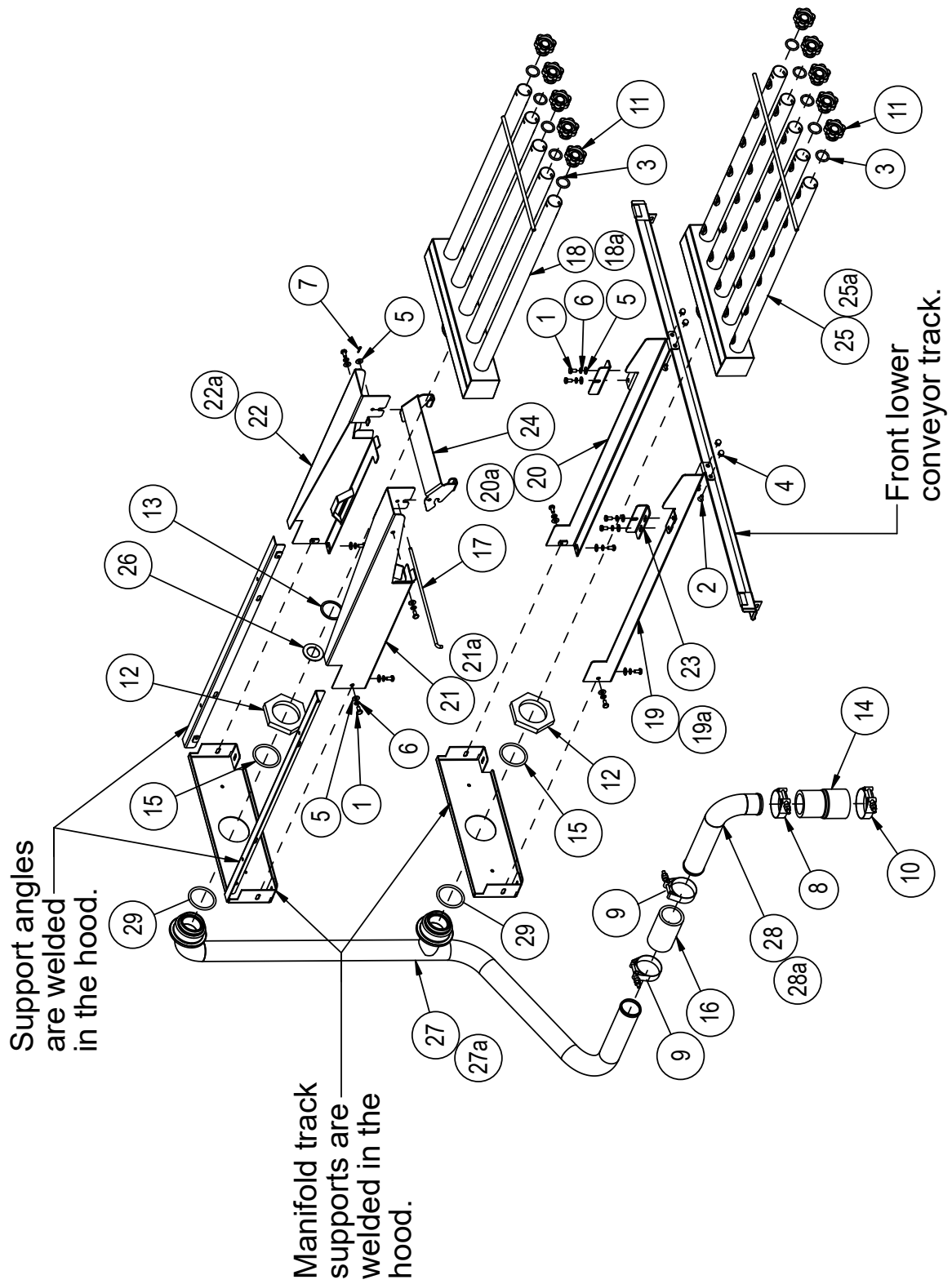


Figure - 10

Item No.	Part No.	DESCRIPTION	QTY.
1	100734	BOLT, HEX HEAD, 1/4-20 X 1/2", SST	14
2	100755	SCREW, FLAT HEAD, 1/4-20 X 1/2" SST	4
3	104414	O-RING	10
4	106014	HEX, ACORN NUT, 1/4-20, SST	4
5	106026	WASHER, FLAT	15
6	106482	WASHER, LOCK, 1/4" SPLIT	14
7	108875	COTTER, PIN, 3/32" X 1/2", UNEVEN, SST	1
8	110858	CLAMP, HOSE, HIGH PRESSURE	1
9	111780	CLAMP, HOSE, HIGH PRESSURE	2
10	111964	CLAMP, HOSE, HIGH PRESSURE	1
11	112240	PLUG, DEBOSSSED SPRAYPIPE	10
12	113911	LOCKNUT, 2-1/2" NPSL, SST	2
13	113912	RETAINING RING, INTERNAL 2" BORE	1
14	113984	HOSE, DISCHARGE, MOLDED	1
15	114096	O-RING	2
16	202146-1	HOSE, 1-7/8" I.D. X 1-3/8" X 5-3/8" LG., EPDM	1
17	206614	ROD, LATCH PIVOT, 4-HOLE MANIFOLD	1
18	329659	MANIFOLD, WELDMENT, 5-HOLE UPPER, EUCCW	1
18a	330632	MANIFOLD, WELDMENT, 5-HOLE UPPER, EUCC	1
19	329669	TRACK, WELDMENT, LH LOWER, MANIFOLD EUCCW	1
19a	330644	TRACK, WELDMENT, LH LOWER, MANIFOLD EUCC	1
20	329670	TRACK, WELDMENT, RH LOWER, MANIFOLD EUCCW	1
20a	330645	TRACK, WELDMENT, RH LOWER, MANIFOLD EUCC	1
21	329672	TRACK, WELDMENT, LH UPPER, MANIFOLD EUCCW	1
21a	330641	TRACK, WELDMENT, LH UPPER, MANIFOLD EUCC	1
22	329673	TRACK, WELDMENT, RH UPPER, MANIFOLD EUCCW	1
22a	330642	TRACK, WELDMENT, RH UPPER, MANIFOLD EUCC	1
23	329674	BRACKET, LOWER MANIFOLD LATCH	2
24	329704	LATCH, DEVP., UPPER MANIFOLD, 5-HOLE	1
25	330467	MANIFOLD, WELDMENT, 5-HOLE LOWER, EUCCW	1
25a	330636	MANIFOLD, WELDMENT, 5-HOLE, LOWER. EUCC	1
26	330468	MANIFOLD, RESTRICTOR, 1.188" I.D.	1
27	330680	STANDPIPE, WELDMENT, C4	1
27a	331021	STANDPIPE, WELDMENT, C4 HIGH HOOD	1
28	330838	TUBE, PUMP DISCHARGE WELDMENT, EUCCW	1
28a	330639	TUBE, PUMP DISCHARGE WELDMENT, EUCC	1
29	114692	GASKET, STANDPIPE	2

Figure - 10 (Parts List)

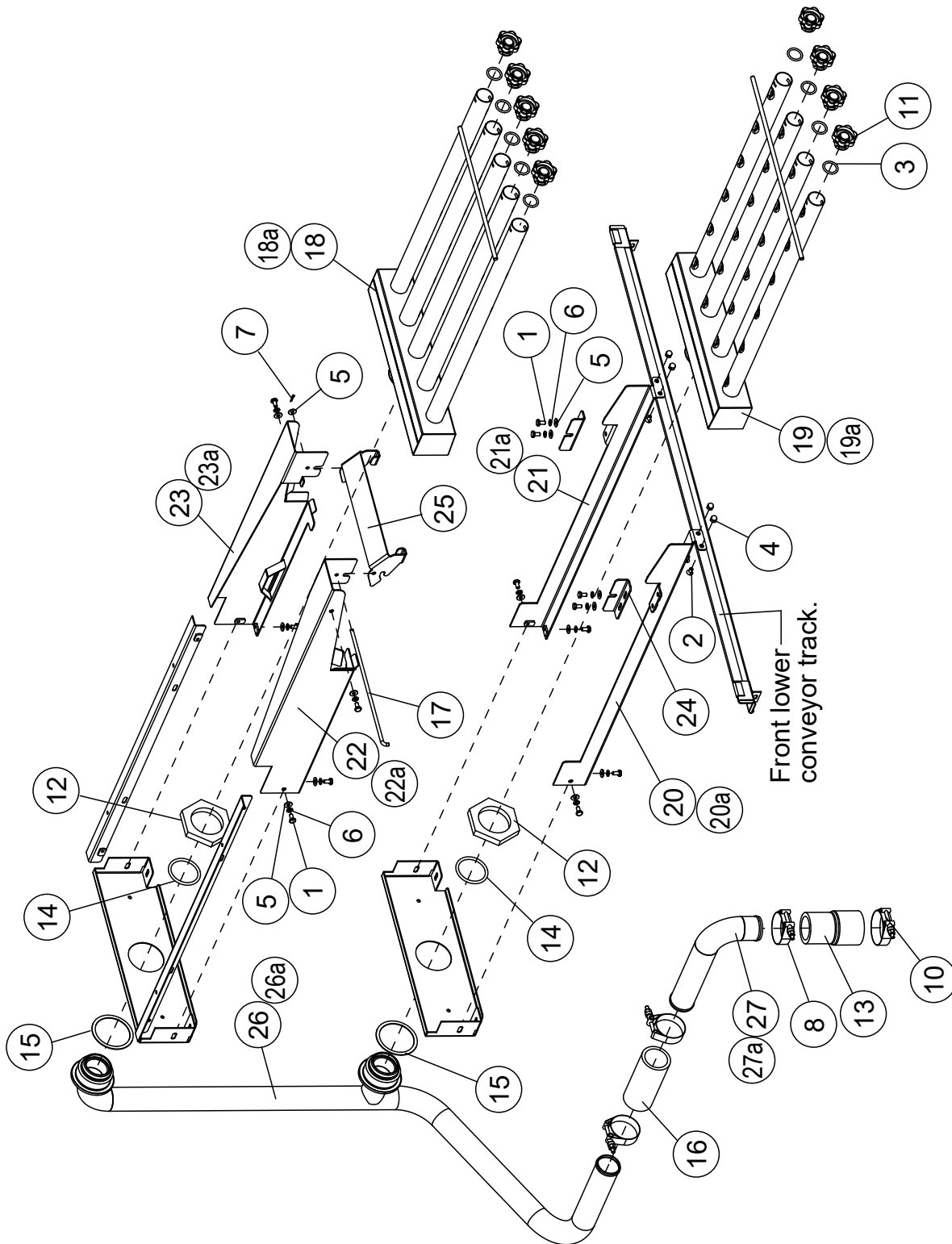


Figure - 11

Item No.	Part No.	DESCRIPTION	QTY.
1	100734	BOLT, HEX HEAD, 1/4-20 X 1/2", SST	14
2	100755	SCREW, FLAT HEAD, 1/4-20 X 1/2" SST	4
3	104414	O-RING	9
4	106014	HEX, ACORN NUT, 1/4-20, SST	4
5	106026	WASHER, FLAT	15
6	106482	WASHER, LOCK, 1/4" SPLIT	14
7	108875	COTTER, PIN, 3/32" X 1/2", UNEVEN, SST	1
8	110858	CLAMP, HOSE, HIGH PRESSURE	1
9	111780	CLAMP, HOSE, HIGH PRESSURE	2
10	111964	CLAMP, HOSE, HIGH PRESSURE	1
11	112240	PLUG, DEBOSSSED SPRAYPIPE	9
12	113911	LOCKNUT, 2-12" NPSL, SST	2
13	113984	HOSE, DISCHARGE, MOLDED	1
14	114096	O-RING	2
15	114692	GASKET, STANDPIPE	2
16	202146-1	HOSE, 1-7/8" I.D. X 1-3/8" X 5-3/8" LG., EPDM	1
17	206614	ROD LATCH, PIVOT, 4-HOLE MANIFOLD	1
18	330195	MANIFOLD, WELDMENT, 4-HOLE, UPPER, EUCCW	1
18a	330634	MANIFOLD, WELDMENT, 4-HOLE, UPPER, EUCC	1
19	329662	MANIFOLD, WELDMENT, 4-HOLE, LOWER EUCCW	1
19a	330635	MANIFOLD, WELDMENT, 4-HOLE, LOWER EUCC	1
20	329669	TRACK, WELDMENT, LH LOWER, MANIFOLD EUCCW	1
20a	330644	TRACK, WELDMENT, LH LOWER, MANIFOLD EUCC	1
21	329670	TRACK, WELDMENT, RH LOWER, MANIFOLD EUCCW	1
21a	330645	TRACK, WELDMENT, RH LOWER, MANIFOLD EUCC	1
22	329672	TRACK, WELDMENT, LH UPPER, MANIFOLD EUCCW	1
22a	330641	TRACK, WELDMENT, LH UPPER, MANIFOLD EUCC	1
23	329673	TRACK, WELDMENT, RH UPPER, MANIFOLD EUCCW	1
23a	330642	TRACK, WELDMENT, RH UPPER, MANIFOLD EUCC	1
24	329674	BRACKET, LOWER MANIFOLD, LATCH	2
25	330186	LATCH, DEVELOPMENT, UPPER MANIFOLD, 4-HOLE	1
26	330680	STANDPIPE WELDMENT, C4	1
26a	331021	STANDPIPE, WELDMENT, C4 HIGH HOOD	1
27	330838	TUBE, PUMP DISCHARGE, EUCCW	1
27a	330639	TUBE, PUMP DISCHARGE, EUCC	1

Figure - 11 (Parts List)

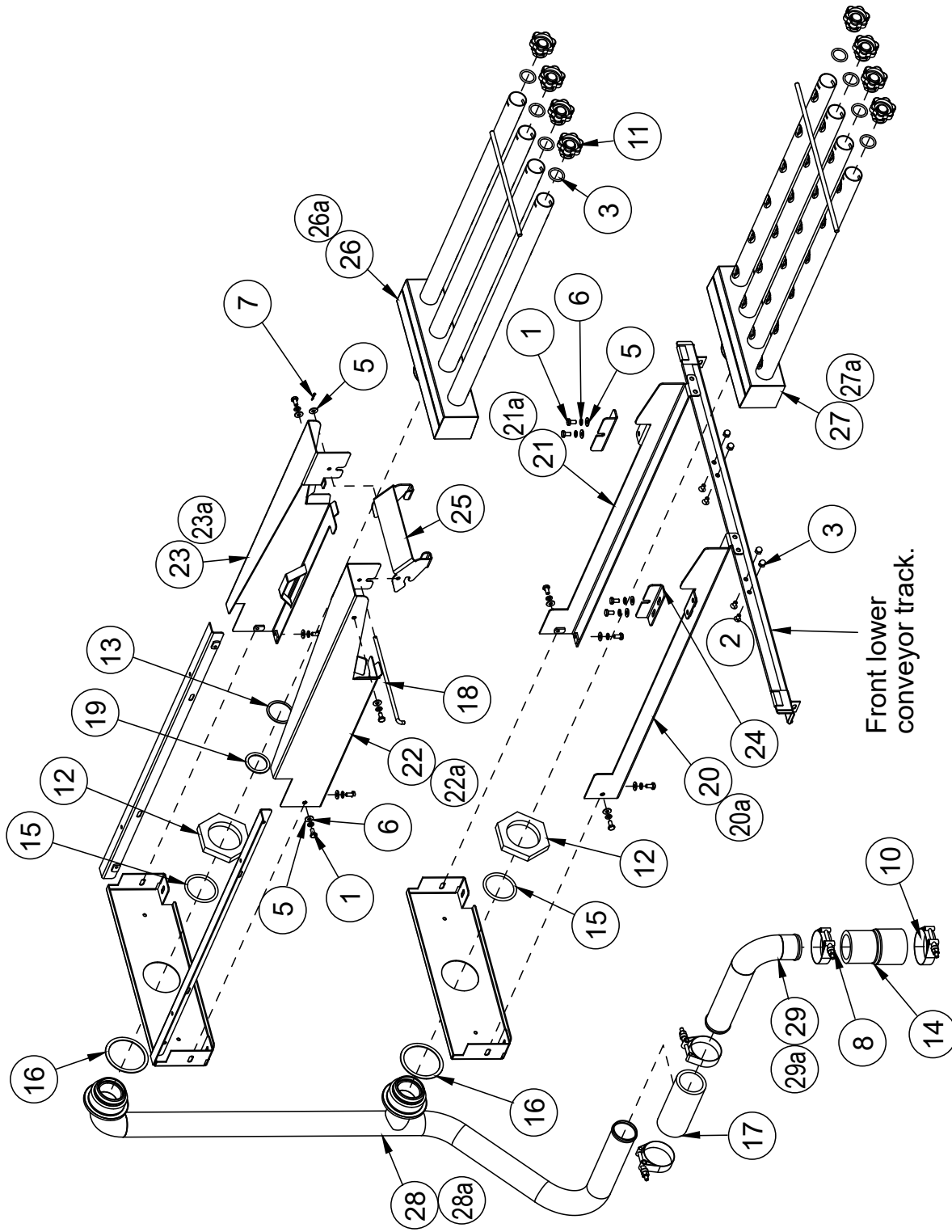


Figure - 12

Item No.	Part No.	DESCRIPTION	QTY.
1	100734	BOLT, HEX HEAD, 1/4-20 X 1/2", SST	14
2	100755	SCREW, FLAT HEAD, 1/4-20 X 1/2" SST	4
3	104414	O-RING	9
4	106014	HEX, ACORN NUT, 1/4-20, SST	4
5	106026	WASHER, FLAT	15
6	106482	WASHER, LOCK, 1/4" SPLIT	14
7	108875	COTTER, PIN, 3/32" X 1/2", UNEVEN, SST	1
8	110858	CLAMP, HOSE, HIGH PRESSURE	1
9	111780	CLAMP, HOSE, HIGH PRESSURE	2
10	111964	CLAMP, HOSE, HIGH PRESSURE	1
11	112240	PLUG, DEBOSSSED SPRAYPIPE	9
12	113911	LOCKNUT, 2-12" NPSL, SST	2
13	113912	RETAINING RING, INTERNAL, 2" BORE	1
14	113984	HOSE, DISCHARGE, MOLDED	1
15	114096	O-RING	2
16	114692	GASKET, STANDPIPE	2
17	202146-1	HOSE, 1-7/8" I.D. X 1-3/8" X 5-3/8" LG., EPDM	1
18	206614	ROD LATCH, PIVOT, 4-HOLE MANIFOLD	1
19	328861	MANIFOLD, RESTRICTOR, 1-1/2" I.D.	1
20	329669	TRACK, WELDMENT, LH LOWER, MANIFOLD EUCCW	1
20a	330644	TRACK, WELDMENT, LH LOWER, MANIFOLD EUCC	1
21	329670	TRACK, WELDMENT, RH LOWER, MANIFOLD EUCCW	1
21a	330645	TRACK, WELDMENT, RH LOWER, MANIFOLD EUCC	1
22	329672	TRACK, WELDMENT, LH UPPER, MANIFOLD EUCCW	1
22a	330641	TRACK, WELDMENT, LH UPPER, MANIFOLD EUCC	1
23	329673	TRACK, WELDMENT, RH UPPER, MANIFOLD EUCCW	1
23a	330642	TRACK, WELDMENT, RH UPPER, MANIFOLD EUCC	1
24	329674	BRACKET, LOWER MANIFOLD, LATCH	2
25	330186	LATCH, DEVELOPMENT, UPPER MANIFOLD, 4-HOLE	1
26	330581	MANIFOLD, WELDMENT, 4-HOLE, UPPER, EUCCW	1
26a	330634	MANIFOLD, WELDMENT, 4-HOLE, UPPER, EUCC	1
27	330581	MANIFOLD, WELDMENT, 4-HOLE, LOWER, EUCCW	1
27a	330635	MANIFOLD, WELDMENT, 4-HOLE, LOWER, EUCC	1
28	330697	STANDPIPE WELDMENT, C3	1
28a	331320	STANDPIPE, WELDMENT, C3 HIGH HOOD	1
29	330838	TUBE, PUMP DISCHARGE, EUCCW	1
29a	330639	TUBE, PUMP DISCHARGE, EUCC	1

Figure - 12 (Parts List)

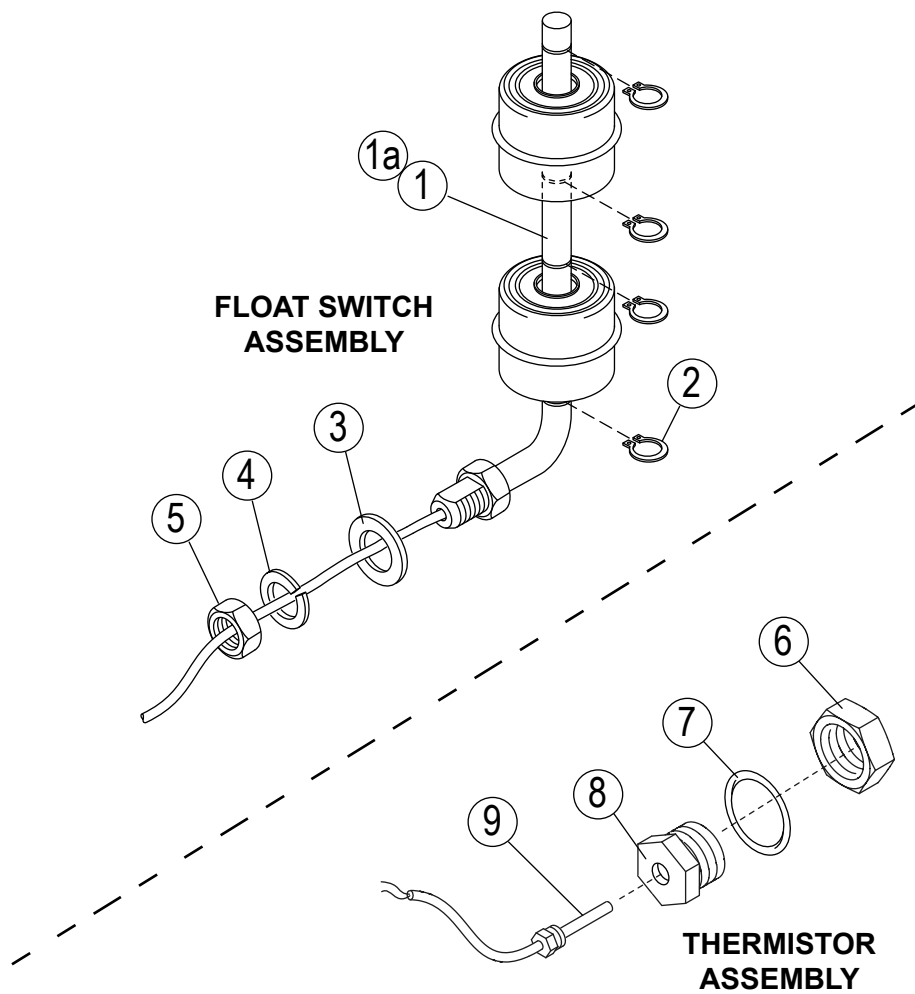
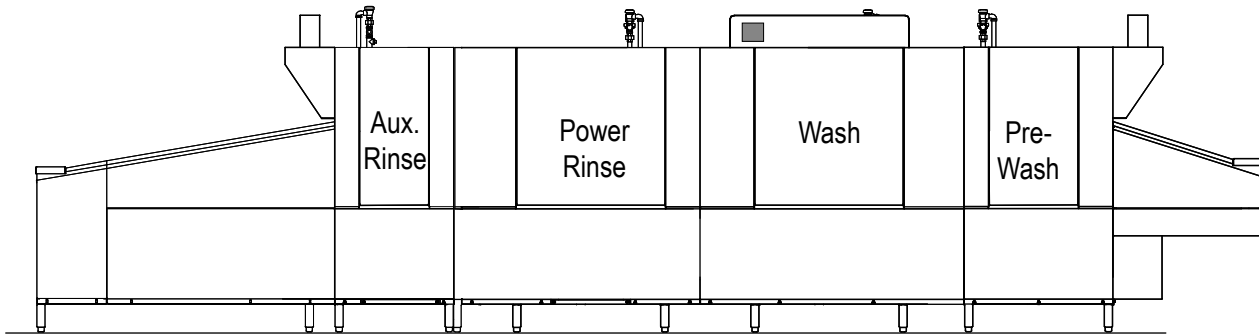


Figure - 13

Item No.	Part No.	DESCRIPTION	QTY.
1	111019	FLOAT SWITCH, DUAL, (Auxiliary Rinse, Prewash)	1
1a	113291	FLOAT SWITCH DUAL, (Wash, Power Rinse)	1
2	111151	C-CLIP	4
3	104882	WASHER, FLAT, .531" X 1.062" X .062	1
4	107589	WASHER, LOCK 1/2", SPLIT SST	1
5	104584	NUT, PLAIN HEX HEAD, 1/2-13 SST	1
6	100547	LOCKNUT, 1/2" NPT, SST	1
7	115489	O-RING	1
8	115530	ADAPTER, THERMISTOR	1
9	114435	THERMISTOR, 10k Ω , 36" LEAD	1

Figure - 13 (Parts List)

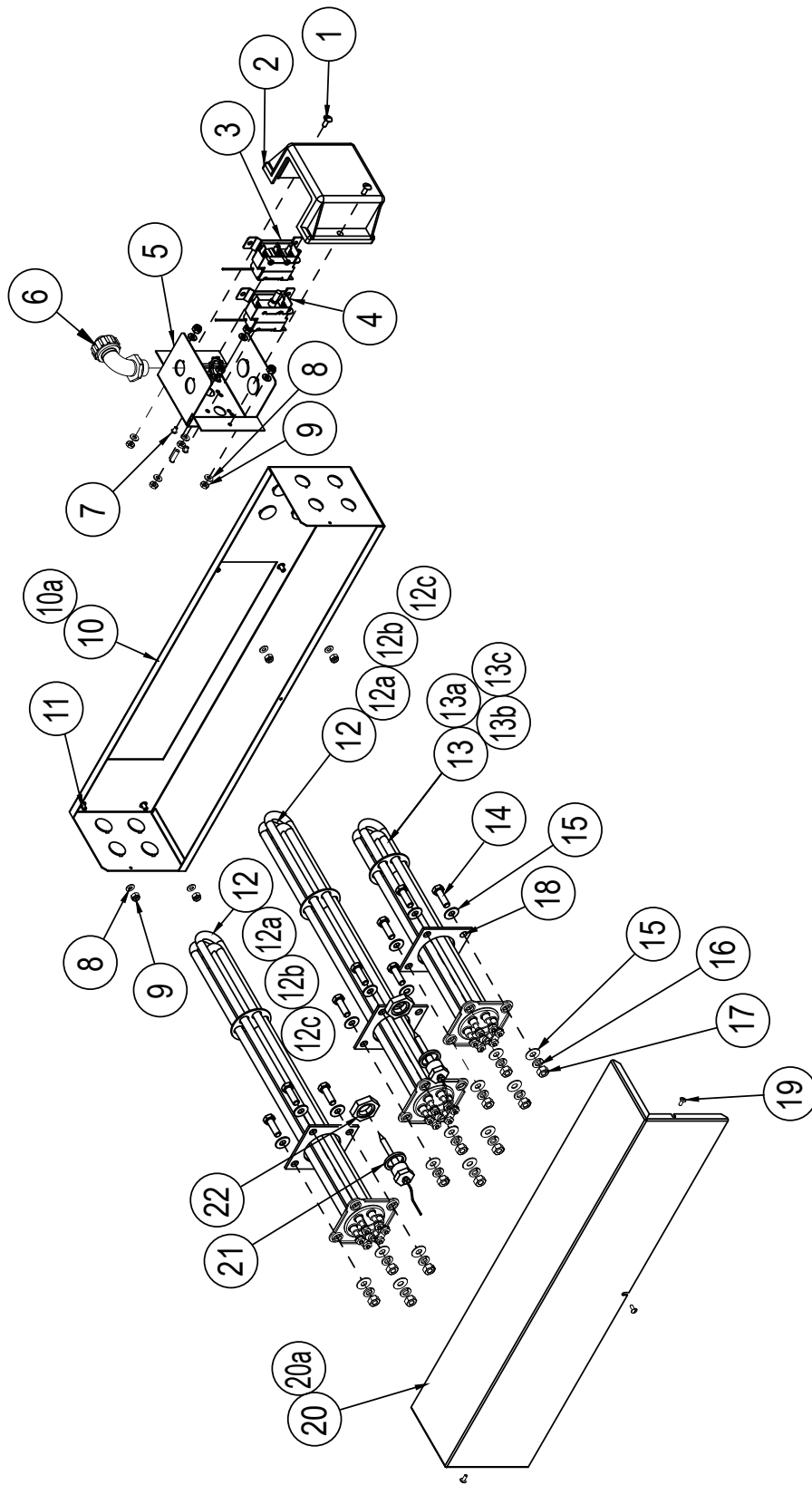


Figure - 14

Item No.	Part No.	DESCRIPTION	QTY.
1	100097	SCREW TRUSS HEAD, 10-32 X 1/2", SST	2
2	109682-M	METAL COVER, THERMOSTAT BOX	1
3	109069	THERMOSTAT, CONTROL W/ CAPILLARY (STANDARD ONLY)	1
4	110561	THERMOSTAT, HI-LIMIT W/ CAPILLARY	1
5	314102	BOX, DUAL THERMOSTAT	1
6	110837	ELBOW, 1/2" CONDUIT, SEALTITE 90°, PVC	1
7	100100	SCREW, ROUND HEAD, 8-32 X 1/4" SST	4
8	107033	WASHER, FLAT, SST	6
9	104985	HEX PLAIN NUT, 10-32, SST	6
10	329767	HEATER BOX WELDMENT, C4+B	1
10a	330219	HEATER BOX WELDMENT, C3+B	1
11	100198	WELD-STUD, 10-32 X 1/2" SST	4
12	109751	TANK HEATER, 10kW, 208V/3PH	2
12a	107844	TANK HEATER, 10kW, 240V/3PH	2
12b	107846	TANK HEATER, 10kW, 480V/3PH	2
12c	111120	TANK HEATER, 10kW, 575V/3PH	2
13	107839	TANK HEATER, 5kW, 208V/3PH	1
13a	107840	TANK HEATER, 5/3.5kW, 240-200V/3PH	1
13b	107842	TANK HEATER, 5kW, 480V/3PH	1
13c	111123	TANK HEATER, 5kW, 575V/3PH	1
14	100740	BOLT, 5/16-18 X 1" SST, HEX HEAD	1
15	102376	WASHER, FLAT, 5/16" X 3/4" X 1/16", SST	16
16	106013	WASHER, LOCK, 5/16", SPLIT, SST	8
17	100154	HEX PLAIN NUT, 5/16-18 SST	8
18	108345	GASKET, HEATER/STANDPIPE	3
19	100097	SCREW TRUSS HEAD, 10-32 X 1/2", SST	3
20	329766	COVER, HEATER BOX, C4+B	1
20a	330220	COVER, HEATER BOX, C3+B	1
21	115489	O-RING	2
22	100547	LOCKNUT, 1/2" NPT, SST	2

Figure - 14 (Parts List)

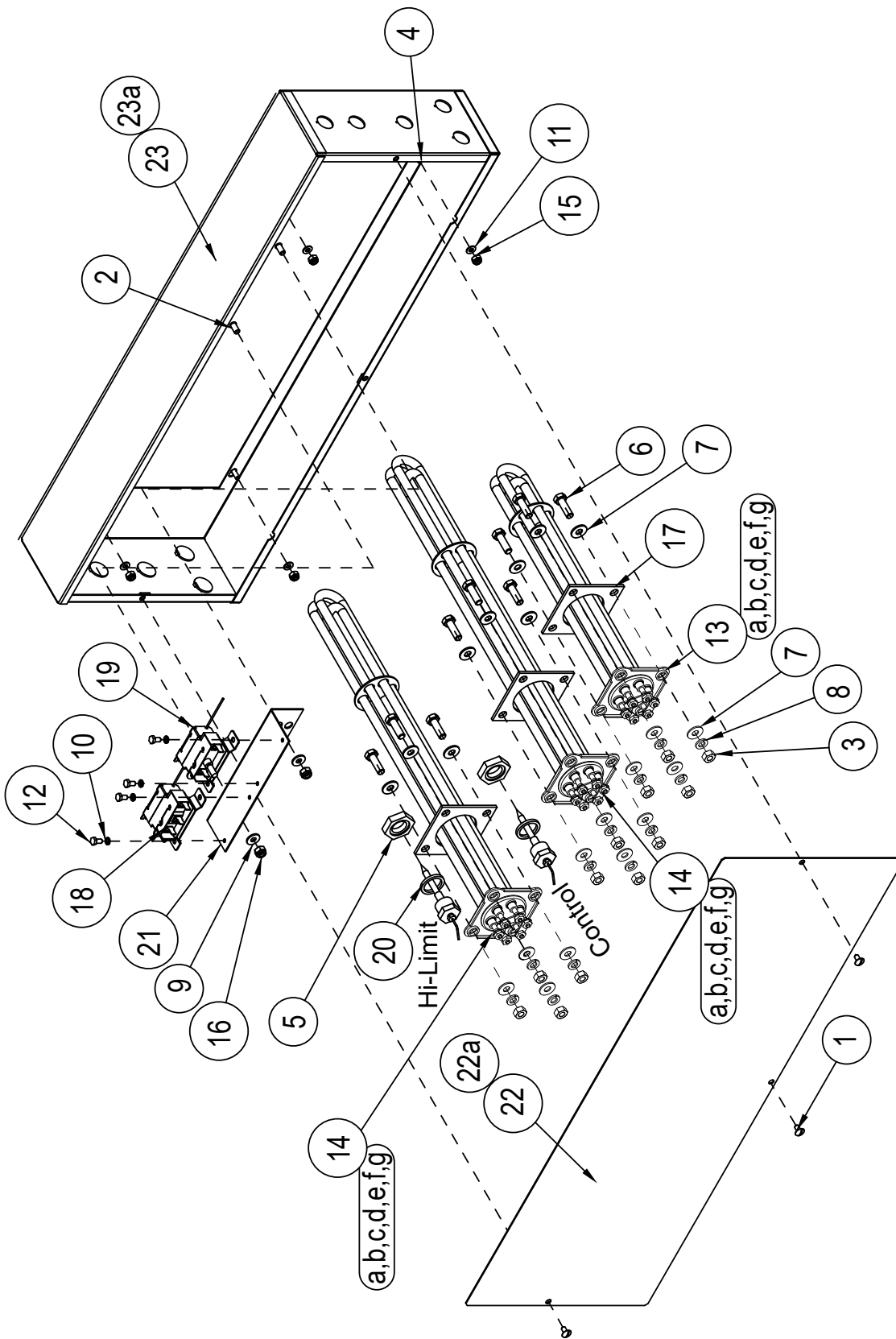


Figure - 15

Item No.	Part No.	DESCRIPTION	QTY.
1	100007	SCREW, 10-32 X 3/8", TRUSS HEAD, LG., SST	3
2	100109	WELD-STUD. 1/4-20 X 1/2" SST	2
3	100154	HEX PLAIN NUT, 5/16-18 SST	12
4	100198	WELD-STUD. 10-32 X 1/2" SST	4
5	100547	LOCKNUT, 1/2" NPT, SST	2
6	100740	BOLT, 5/16-18 X 1" SST, HEX HEAD	12
7	102376	WASHER, FLAT, 5/16" X 3/4" X 1/16", SST	24
8	106013	WASHER, LOCK, 5/16", SPLIT, SST	12
9	106026	WASHER, FLAT, 1/4" SST	2
10	106486	WASHER, LOCK, #10 SPLIT, SST	4
11	107033	WASHER, FLAT, SST	4
12	107136	BOLT, HEX HEAD, 10-32 X 3/8" SST	4
13	107839	TANK HEATER, 5kW, 208V/3PH, C6/C8	1
13a	107840	TANK HEATER, 5/3.5kW, 240-200V/3PH	1
13b	107842	TANK HEATER, 5kW, 480V/3PH, C6/C8	1
13c	111123	TANK HEATER, 5kW, 575/3PH, C6/C8	1
13d	111258	TANK HEATER, 15kW, 208V/3PH, C4-1 TANK	1
13e	111259	TANK HEATER, 15kW, 240V/3PH, C4-1 TANK	1
13f	111260	TANK HEATER, 15kW, 480V/3PH, C4-1 TANK	1
13g	111944	TANK HEATER, 15kW, 575V/3PH, C4-1 TANK	1
14	109751	TANK HEATER, 10kW, 208V/3PH, C6/C8	1
14a	107844	TANK HEATER, 10kW, 240V/3PH, C6/C8	1
14b	107846	TANK HEATER, 10kW, 480V/3PH, C6/C8	1
14c	111120	TANK HEATER, 10kW, 575V/3PH, C6/C8	1
14d	111258	TANK HEATER, 15kW, 208V/3PH, C4-1 TANK	1
14e	111259	TANK HEATER, 15kW, 240V/3PH, C4-1 TANK	1
14f	111260	TANK HEATER, 15kW, 480V/3PH, C4-1 TANK	1
14g	111944	TANK HEATER, 15kW, 575V/3PH, C4-1 TANK	1
15	107966	NUT, GRIP, 10-32 W/NYLON, INSERT	4
16	107967	NUT, GRIP, 1/4-20 W/NYLON INSERT	2
17	108345	GASKET, HEATER/STANDPIPE	3
18	109069	THERMOSTAT, CONTROL W/ CAPILLARY (STANDARD ONLY)	1
19	110561	THERMOSTAT, HI-LIMIT W/ CAPILLARY	1
20	115489	O-RING	2
21	323430	BRACKET, THERMOSTAT	1
22	335550	COVER, HEATER BOX, C4-B, EUC/EUCCW TALL	1
22a	335551	COVER, HEATER BOX, C3-B, EUC/EUCCW TALL	1
23	335548	HEATER BOX, WELDMENT, C4-B, EUC/EUCCW TALL	1
23a	335549	HEATER BOX, WELDMENT, C3-B, EUC/EUCCW TALL	1

Figure - 15 (Parts List)

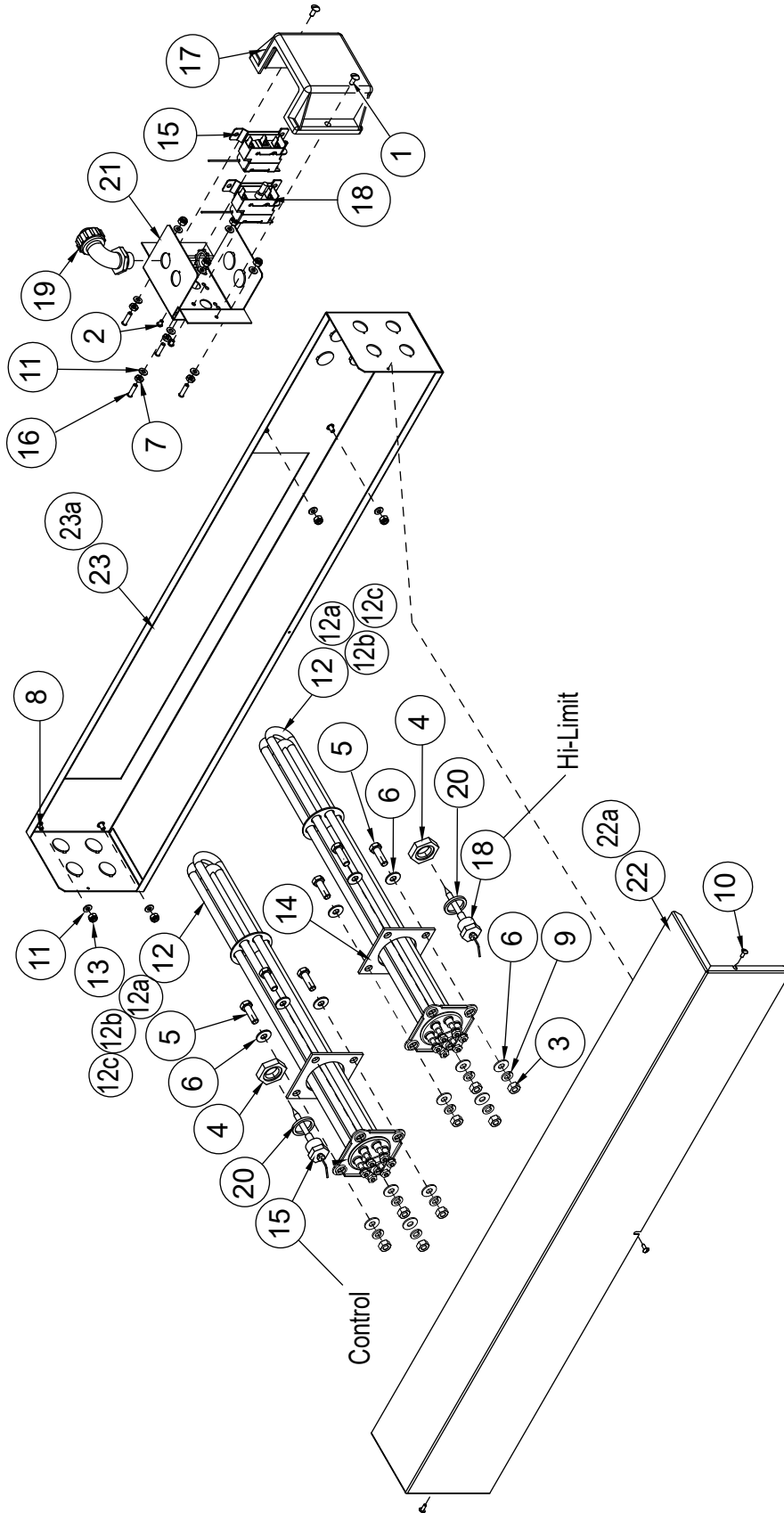


Figure - 16

Item No.	Part No.	DESCRIPTION	QTY.
1	100097	SCREW TRUSS HEAD, 10-32 X 1/2" LG., SST	2
2	100100	SCREW, ROUND HEAD, 8-32 X 1/4" SST	2
3	100154	HEX PLAIN NUT, 5/16-18 SST	8
4	100547	LOCKNUT, 1/2" NPT, SST	2
5	100740	BOLT, 5/16-18 X 1" SST, HEX HEAD	8
6	102376	WASHER, FLAT, 5/16" X 3/4" X 1/16", SST	16
7	104985	HEX PLAIN NUT, 10-32, SST	4
8	100198	WELD-STUD. 10-32 X 1/2" SST	4
9	106013	WASHER, LOCK, 5/16", SPLIT, SST	8
10	106382	SCREW, TRUSS HEAD, 6-32 X 3/8" SST	3
11	107033	WASHER, FLAT, SST	12
12	109751	TANK HEATER, 10kW, 208V/3PH	2
12a	107844	TANK HEATER, 10kW, 240V/3PH	2
12b	107846	TANK HEATER, 10kW, 480V/3PH	2
12c	111120	TANK HEATER, 10kW, 575V/3PH,	2
13	107966	NUT, GRIP, 10-32 W/NYLON INSERT	4
14	108345	GASKET, HEATER/STANDPIPE	2
15	109069	THERMOSTAT, CONTROL W/ CAPILLARY (STANDARD ONLY)	1
16	109165	WELD-STUD, 10-32 X 3/4" SST	1
17	109682-M	COVER, THERMOSTAT BOX	1
18	110561	THERMOSTAT, HI-LIMIT W/ CAPILLARY	2
19	110837	ELBOW, 1/2" CONDUIT, SEALTITE 90°, PVC	1
20	115489	O-RING	2
21	314102	BOX, DUAL THERMOSTAT	1
22	329766	COVER, HEATER BOX, C4+B	1
22a	330220	COVER, HEATER BOX, C3+B	1
23	329767	HEATER BOX WELDMENT, C4+B	1
23a	330219	HEATER BOX WELDMENT, C3+B	1

Figure - 16 (Parts List)

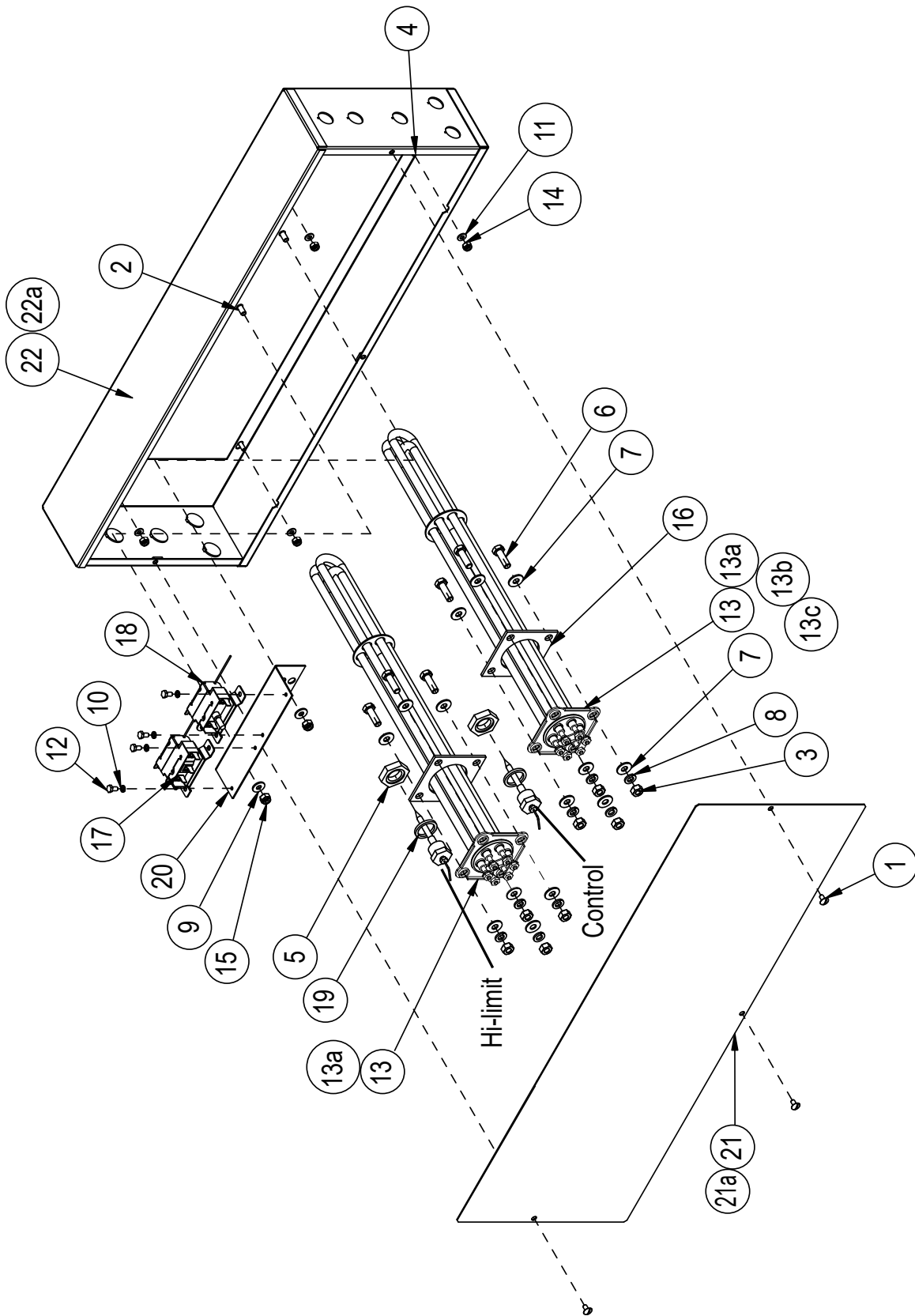


Figure - 17

Item No.	Part No.	DESCRIPTION	QTY.
1	100007	SCREW, 10-32 X 3/8", TRUSS HEAD, SST	3
2	100109	WELD-STUD. 1/4-20 X 1/2" SST	2
3	100154	HEX PLAIN NUT, 5/16-18 SST	8
4	100198	WELD-STUD. 10-32 X 1/2" SST	4
5	100547	LOCKNUT, 1/2" NPT, SST	2
6	100740	BOLT, 5/16-18 X 1" SST, HEX HEAD	8
7	102376	WASHER, FLAT, 5/16" X 3/4" X 1/16", SST	16
8	106013	WASHER, LOCK, 5/16", SPLIT, SST	8
9	106026	WASHER, FLAT, SST	2
10	106486	WASHER, LOCK, #10 SPLIT, SST	4
11	107033	WASHER, FLAT, SST	4
12	107136	BOLT, HEX HEAD, 10-32 X 3/8" SST	4
13	109751	TANK HEATER, 10kW, 208V/3PH, C6/C8	1
13a	107844	TANK HEATER, 10kW, 240V/3PH, C6/C8	2
13b	107846	TANK HEATER, 10kW, 480V/3PH, C6/C8	1
13c	111120	TANK HEATER, 10kW, 575V/3PH, C6/C8	1
14	107966	NUT, GRIP, 10-32 W/NYLON INSERT	4
15	107967	NUT, GRIP, 1/4-20 W/NYLON INSERT	2
16	108345	GASKET, HEATER/STANDPIPE	3
17	109069	THERMOSTAT, CONTROL W/ CAPILLARY (STANDARD ONLY)	1
18	110561	THERMOSTAT, HI-LIMIT W/ CAPILLARY	1
19	115489	O-RING	2
20	323430	BRACKET. THERMOSTAT	1
21	335550	COVER, HEATER BOX, C4-B, EUC/EUCCW TALL	1
21a	335551	COVER, HEATER BOX, C3-B, EUC/EUCCW TALL	1
22	335548	HEATER BOX, WELDMENT, C4-B, EUC/EUCCW TALL	1
22a	335549	HEATER BOX, WELDMENT, C3-B, EUC/EUCCW TALL	1

Figure - 17 (Parts List)

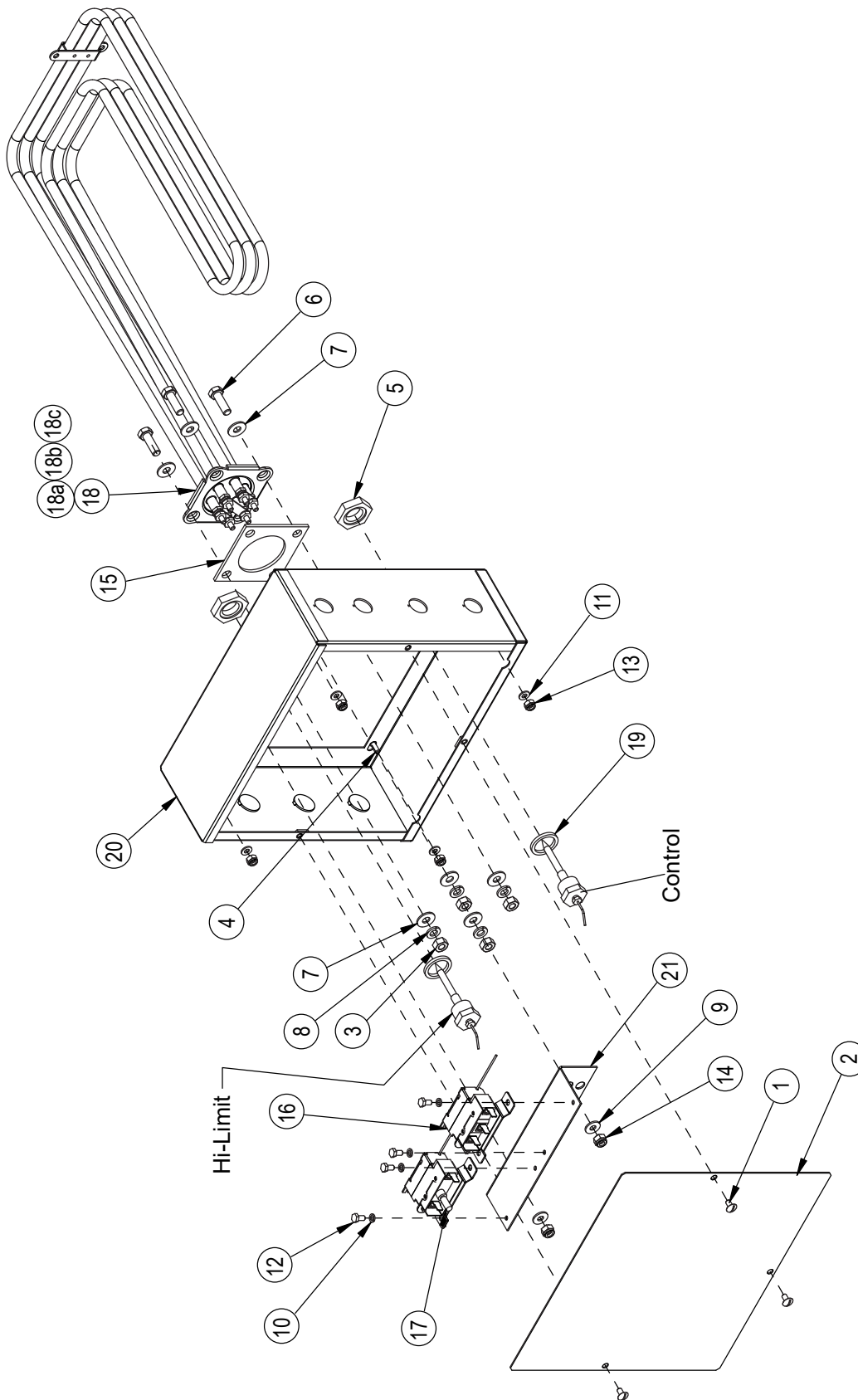


Figure - 18

Item No.	Part No.	DESCRIPTION	QTY.
1	100007	SCREW, 10-32 X 3/8", TRUSS HEAD, SST	3
2	333160	COVER, HEATER BOX	1
3	100154	HEX PLAIN NUT, 5/16-18 SST	4
4	100198	WELD-STUD. 10-32 X 1/2" SST	4
5	100547	LOCKNUT, 1/2" NPT, SST	2
6	100740	BOLT, 5/16-18 X 1" SST, HEX HEAD	4
7	102376	WASHER, FLAT, 5/16" X 3/4" X 1/16", SST	8
8	106013	WASHER, LOCK, 5/16", SPLIT, SST	4
9	106026	WASHER, FLAT, SST	22
10	106486	WASHER, LOCK, #10, SPLIT SSST	4
11	107033	WASHER, FLAT, SST	4
12	107136	BOLT, HEX HEAD, 10-32 X 3/8" SST	4
13	107966	NUT, GRIP, 10-32 W/NYLON INSERT	4
14	107967	NUT, GRIP 1/4-20 W/NYLON, INSERT	2
15	108345	GASKET, HEATER/STANDPIPE	1
16	109069	THERMOSTAT, CONTROL W/ CAPILLARY (STANDARD ONLY)	1
17	110561	THERMOSTAT, HI-LIMIT W/ CAPILLARY	1
18	113804	TANK HEATER, 10/12.1 kW, 200-220V/3PH	1
18a	113882	TANK HEATER, 10/11 kW, 230-240V/3PH	1
18b	113883	TANK HEATER, 10/11 kW, 460-480V/3PH	1
18c	113884	TANK HEATER, 10 kW, 575V/3PH	1
19	115489	O-RING	2
20	333159	HEATER BOX WELDMENT	1
21	323430	BRACKET, THERMOSTAT	1

Figure - 18 (Parts List)

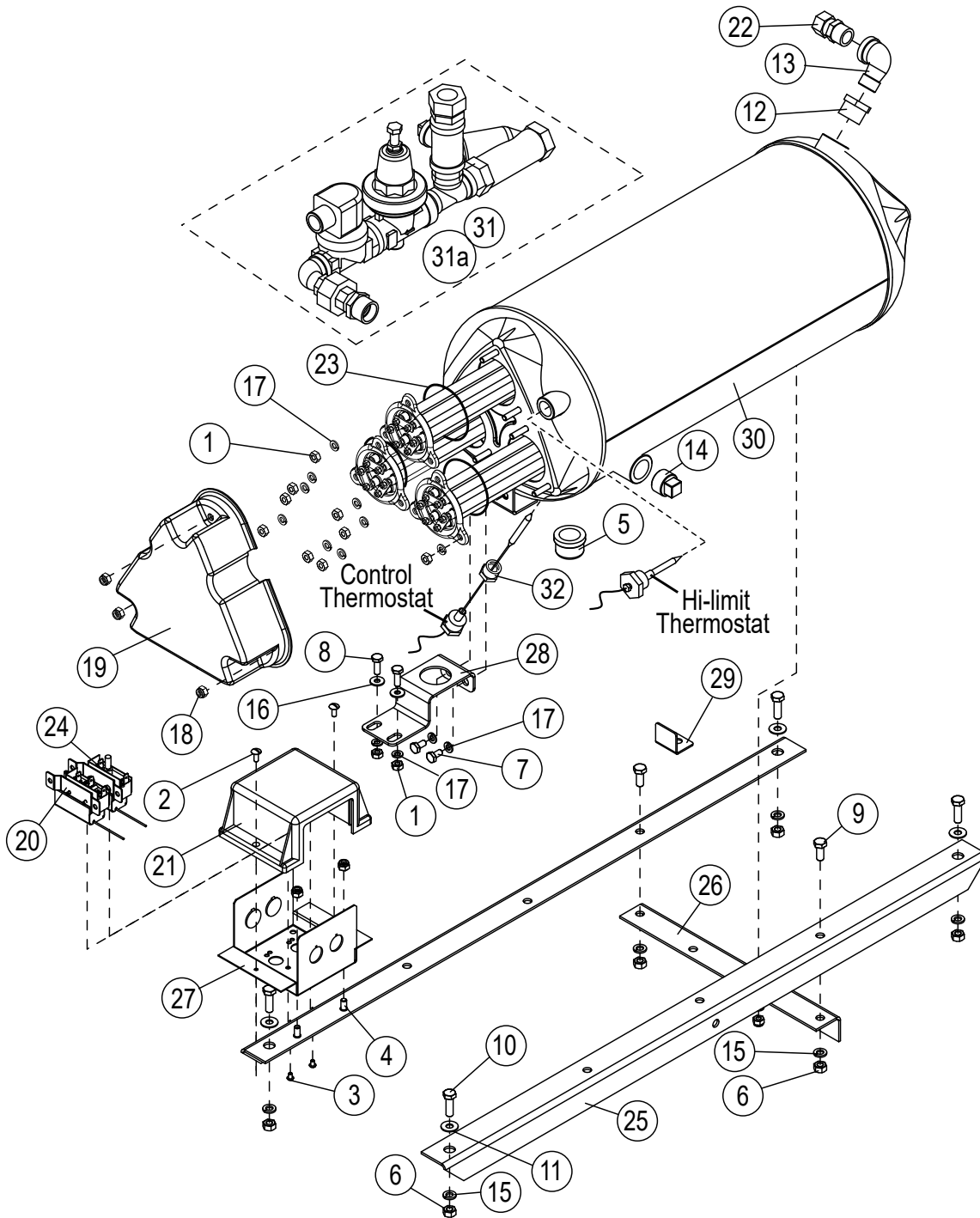


Figure - 19

Item No.	Part No.	DESCRIPTION	QTY.
1	100003	NUT, PLAIN, 1/4-20 SST	11
3	100097	SCREW TRUSS HEAD, 10-32 X 1/2" LG., SST	2
4	100109	WELD STUD, 1/4-20 X 1/2" LG., SST	2
5	100113	CAP, 3/4" NPT, SST	1
6	100154	HEX PLAIN NUT, 5/16-18 SST	6
7	100734	BOLT, HEX HEAD, 1/4-20 X 1/2" SST	2
8	100736	BOLT, HEX HEAD, 1/4-20 X 3/4" SST	2
9	100739	BOLT, HEX HEAD, 5/16-18 X 3/4" SST	2
10	100740	BOLT, 5/16-18 X 1" SST, HEX HEAD	4
11	102376	WASHER, FLAT, 5/16" X 3/4" X 1/16", SST	4
12	102392	BUSHING, REDUCING, 3/4" NPT X 1/2" NPT BRASS	1
13	102438	ELBOW, STREET 1/2" NPT, X 90°, BRASS	1
14	102505	PLUG, 3/4" NPT SQUARE HEAD, BRASS	1
15	106013	WASHER, LOCK, 5/16" SPLIT, SST	6
16	106026	WASHER, FLAT 1/4" SST	2
17	106482	WASHER, LOCK 1/4" SPLIT, SST	14
18	107967	NUT, GRIP, 1/4-20 W/NYLON INSERT	6
19	108576	COVER, BOOSTER HEATER	1
20	109069	THERMOSTAT, CONTROL, W/CAPILLARY (STANDARD ONLY)	1
20a	117270	THERMISTOR, CONTROL, (PRO ONLY)	1
21	109682-M	THERMOSTAT, COVER BOX	1
22	109925	FITTING, COMP, 5/8" O.D. X 1/2" MPT, BRASS	1
23	109885	SEAL, ELECTRIC HEATER FLANGE	3
24	110561	THERMOSTAT, FIXED HI-LIMIT, W/CAPILLARY	1
25	206668	ANGLE, ELECTRIC BOOSTER, SUPPORT	2
26	206919	ANGLE, ELECTRIC BOOSTER, SUPPORT D3	1
27	314102	BOX, DUAL THERMOSTAT	1
28	328254	BRACKET, BOOSTER SUPPORT, W/HOLE	1
29	330571	BRACKET, PIPING SUPPORT, ELECTRIC BOOSTER	1
30	414331	TANK, BOOSTER	1
31	602001	PIPING ASSY., ELECTRIC BOOSTER, 1/2" VALVE	1
31a	602001-PLC	PIPING ASSY., ELECTRIC BOOSTER, 1/2" VALVE W/PLC	1
32	114717	BUSHING, 1/2" NPT X 1/8" NPT, SST	1

Figure - 19 (Parts List)

Heater location is critical for proper booster repair. Verify locations before operating.

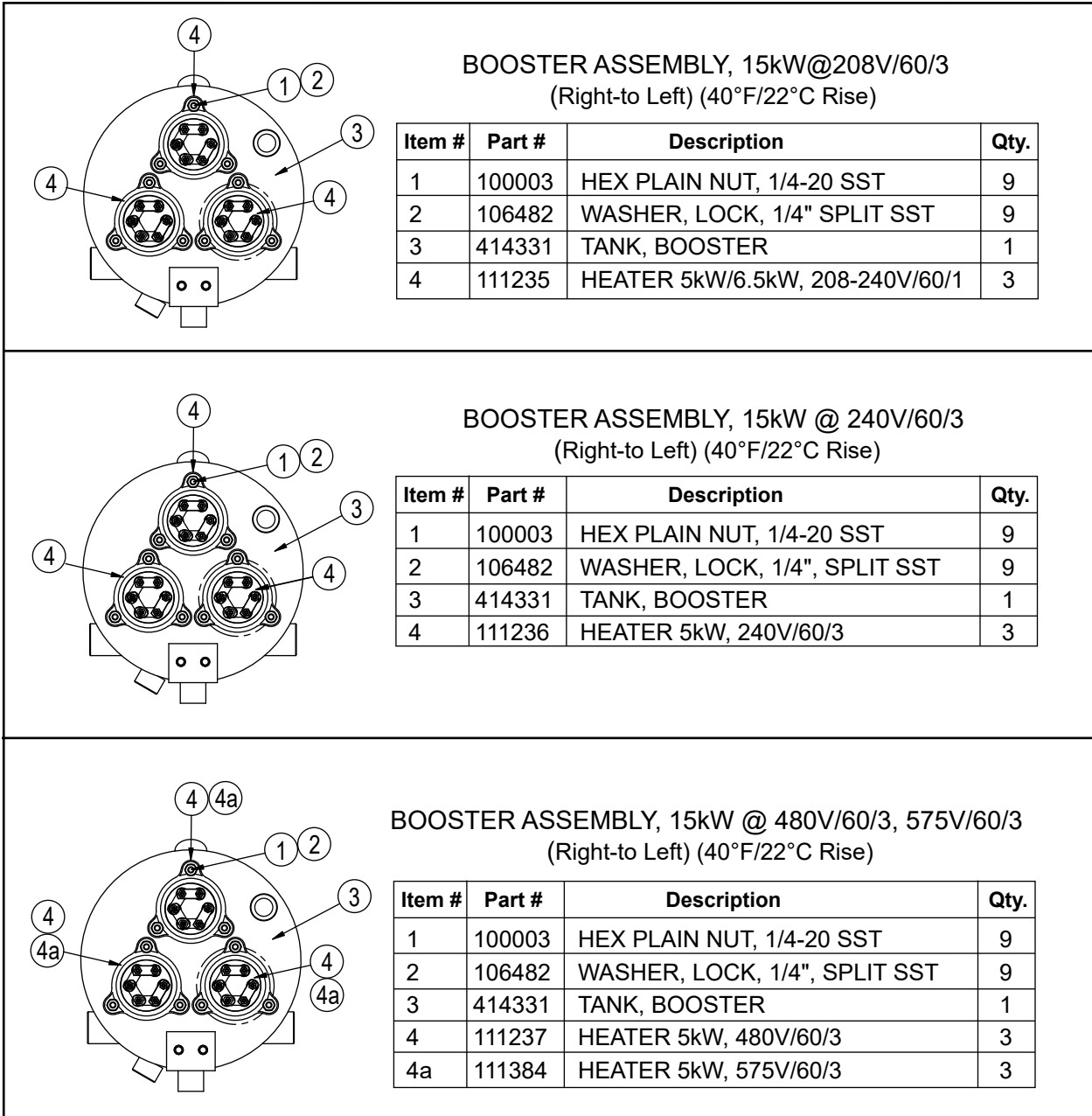



Figure - 20 (Parts List)

 Heater location is critical for proper booster repair. Verify locations before operating.

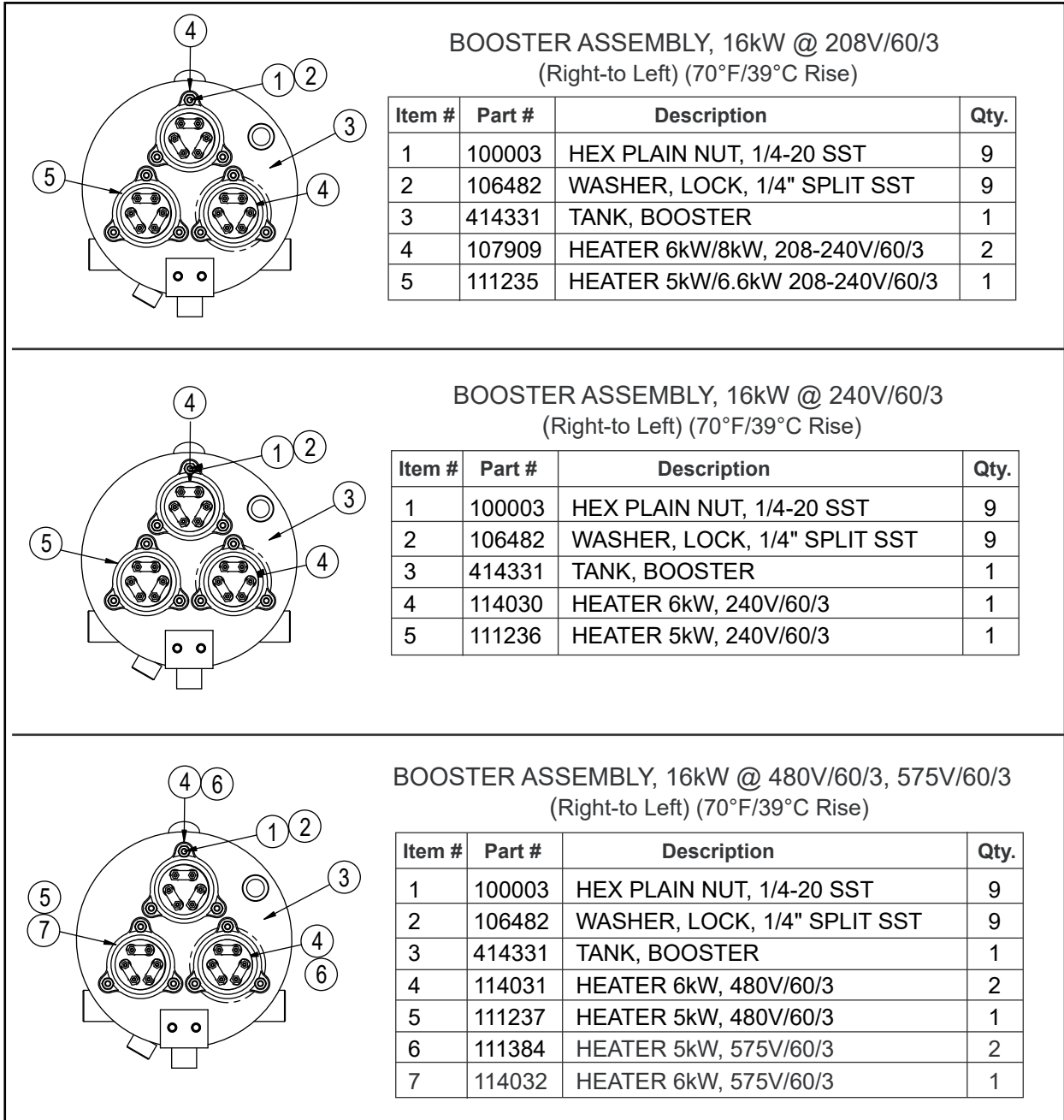


Figure - 21 (Parts List)

Heater location is critical for proper booster repair. Verify locations before operating.

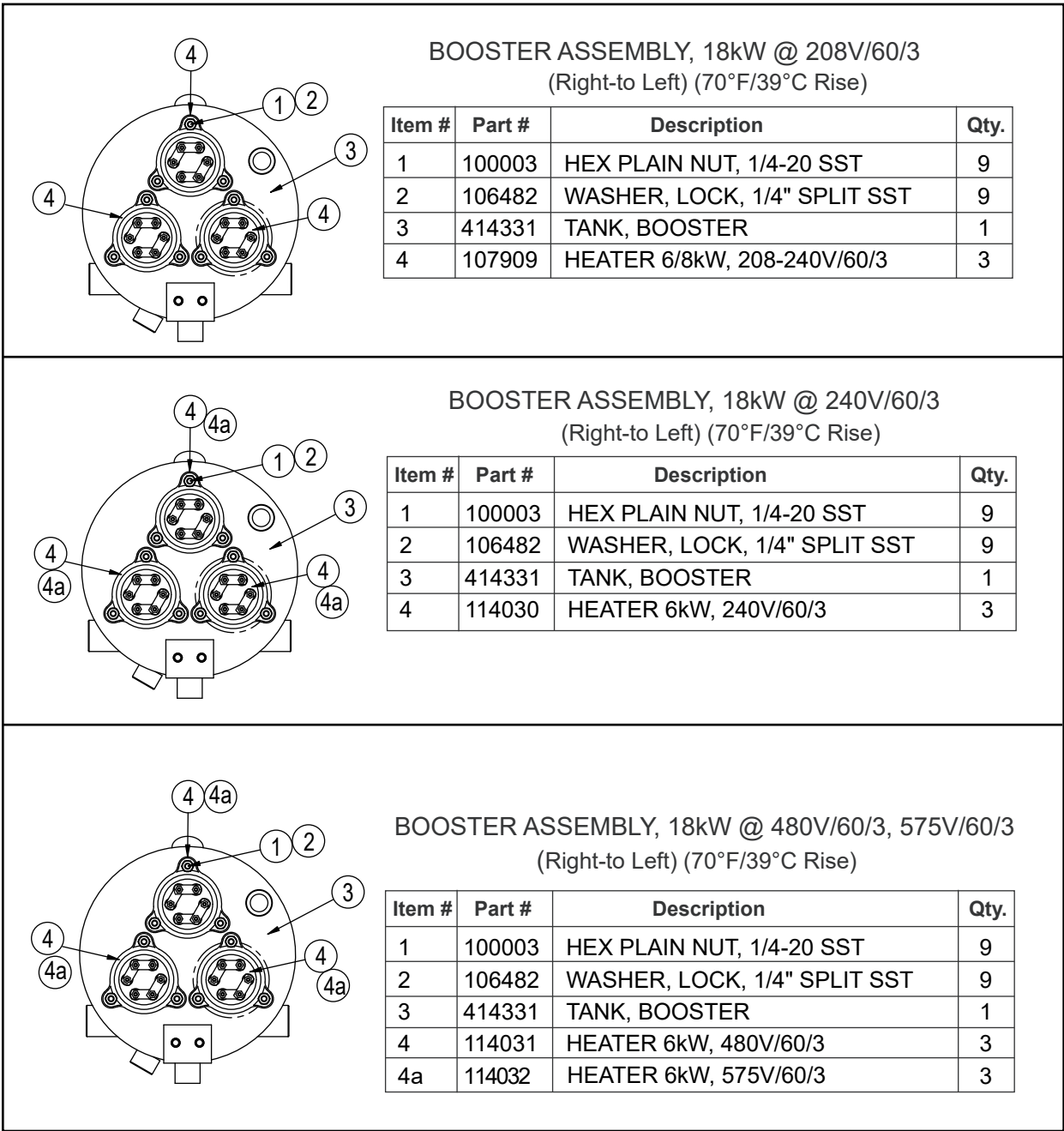


Figure - 22 (Parts List)

Heater location is critical for proper booster repair. Verify locations before operating.

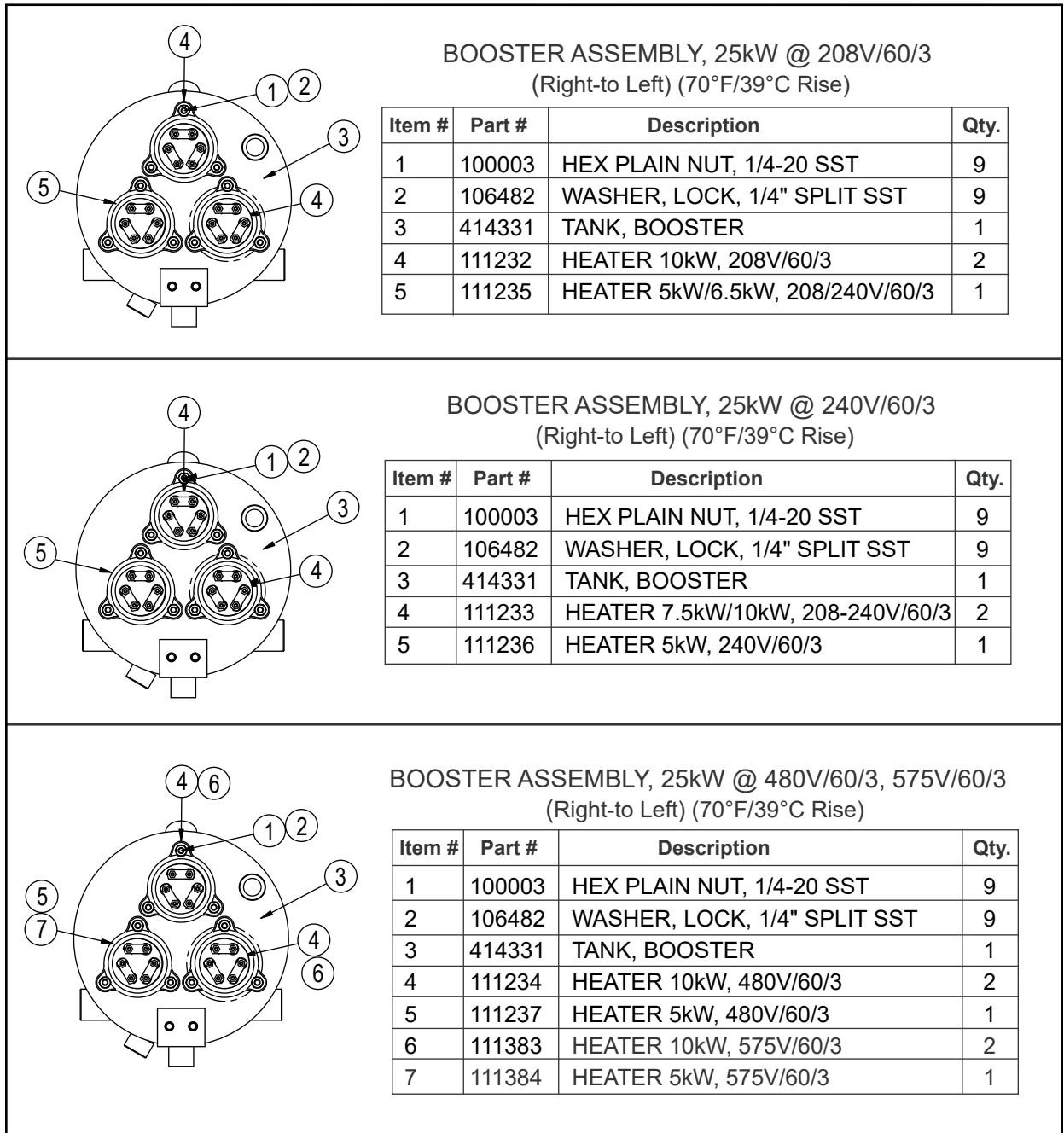


Figure - 23 (Parts List)

Heater location is critical for proper booster repair. Verify locations before operating.

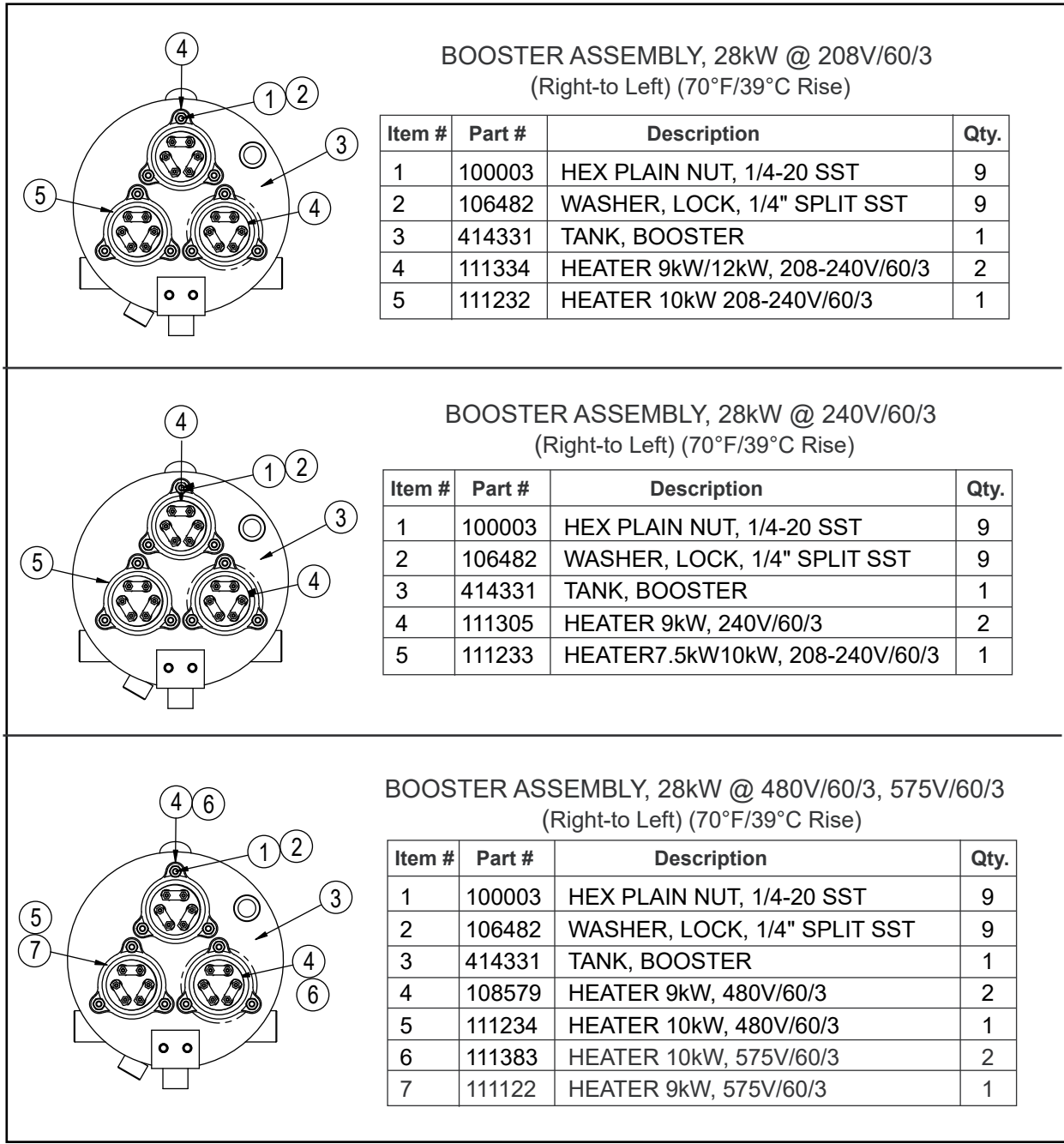


Figure - 24 (Parts List)

Heater location is critical for proper booster repair. Verify locations before operating.

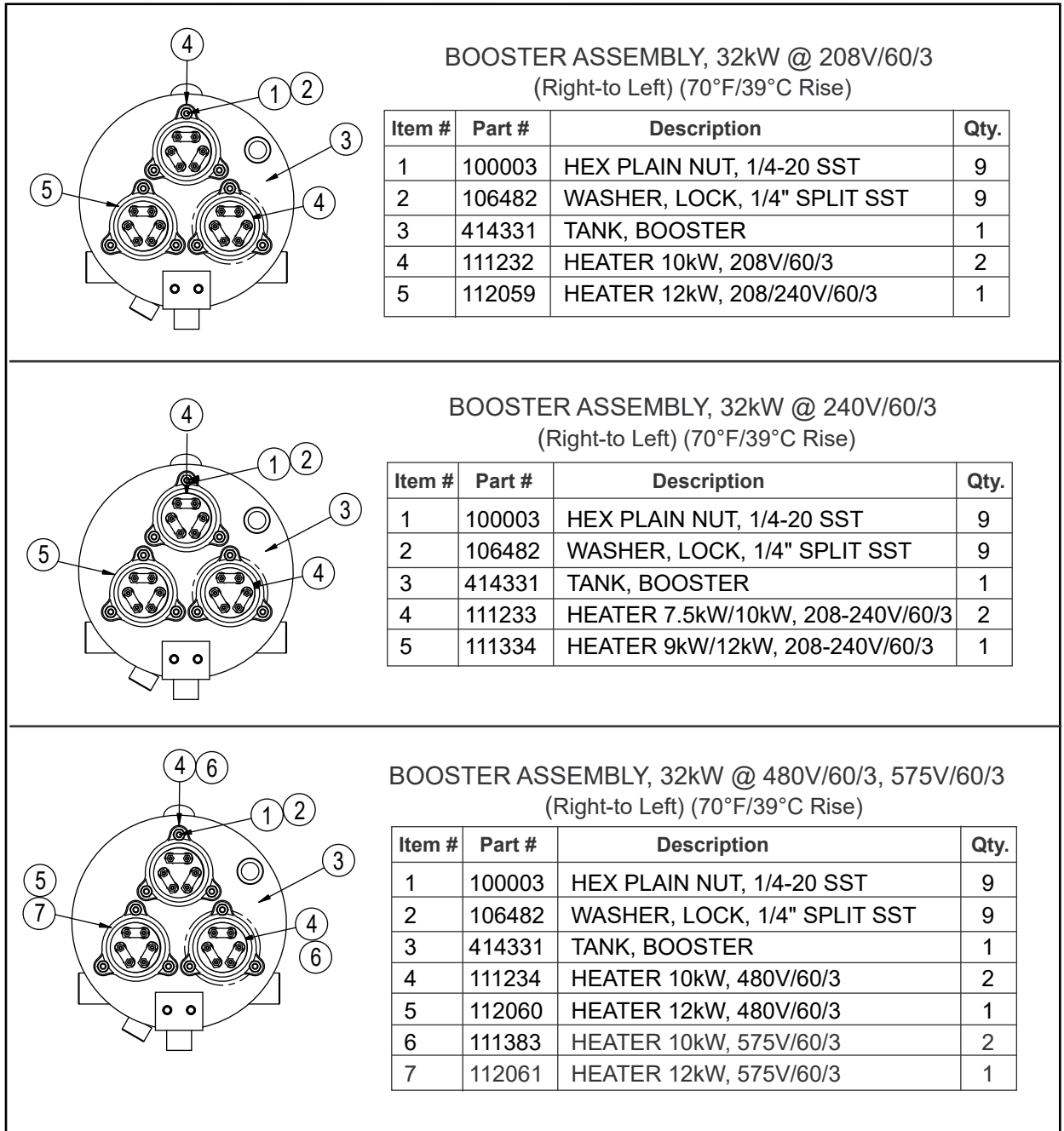


Figure - 25 (Parts List)

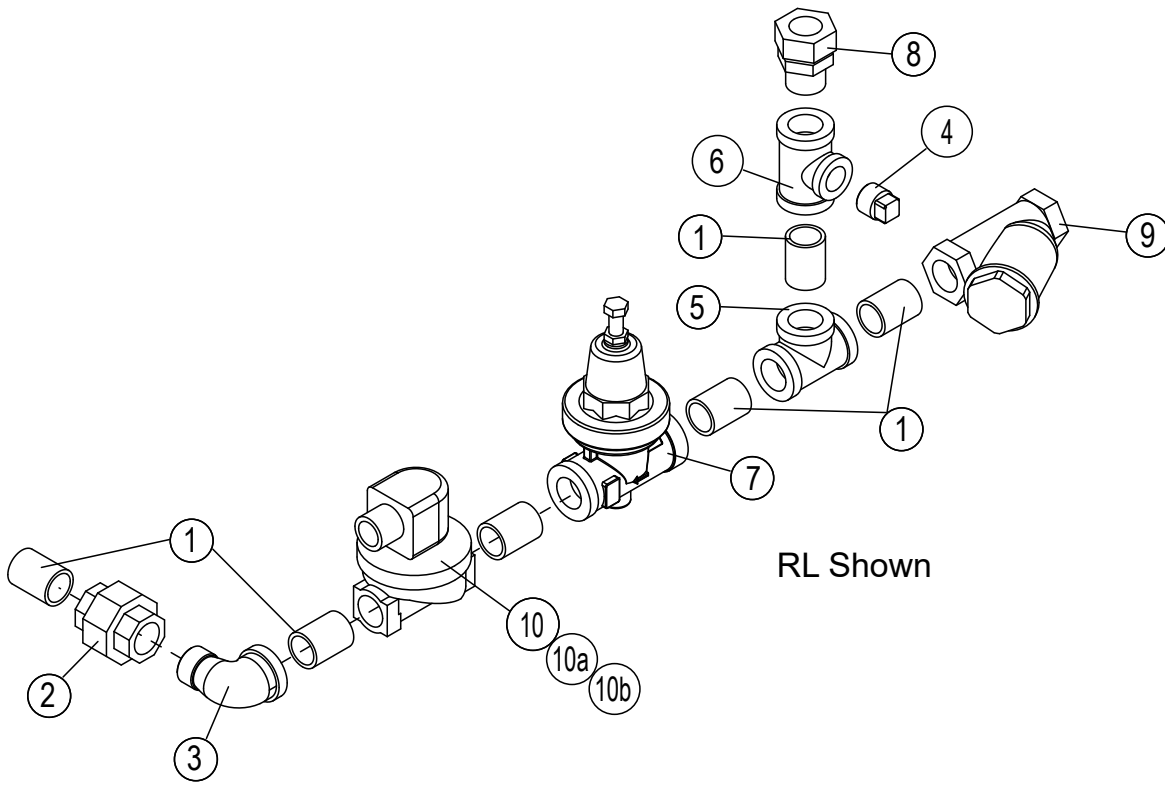


Figure - 26

Item No.	Part No.	DESCRIPTION	QTY.
1	100184	NIPPLE, CLOSE 3/4" NPT, BRASS	6
2	100571	UNION, 3/4" NPT BRASS	1
3	102444	ELBOW, STREET, 3/4" NPT X 90°, BRASS	1
4	102504	PLUG, 1/2" NPT, SQUARE HEAD, BRASS	1
5	102521	TEE, 3/4" NPT, BRASS	1
6	102526	TEE, REDUCING, 3/4" X 3/4" X 1/2" NPT, BRASS	1
7	107550	VALVE, PRESSURE REDUCING, 3/4" NPT, BRONZE	1
8	109879	FITTING, COMPRESSION 7/8" OD X 3/4" MPT, BRASS	1
9	110768	STRAINER, LINE 3/4" NPT, BRONZE, FEMALE	1
10	111437	VALVE, SOLENOI.D., 3/4" NPT, 120VAC COIL	1
10a	109903	KIT, REPAIR, SOLENOI.D. VALVE 3/4" NPT	A/R
10b	111472	COIL, SOLENOI.D. 120VAC,	A/R
---	601833	PIPING ASSY., (Includes Items 1-10)	1

Figure - 26 (Parts List)

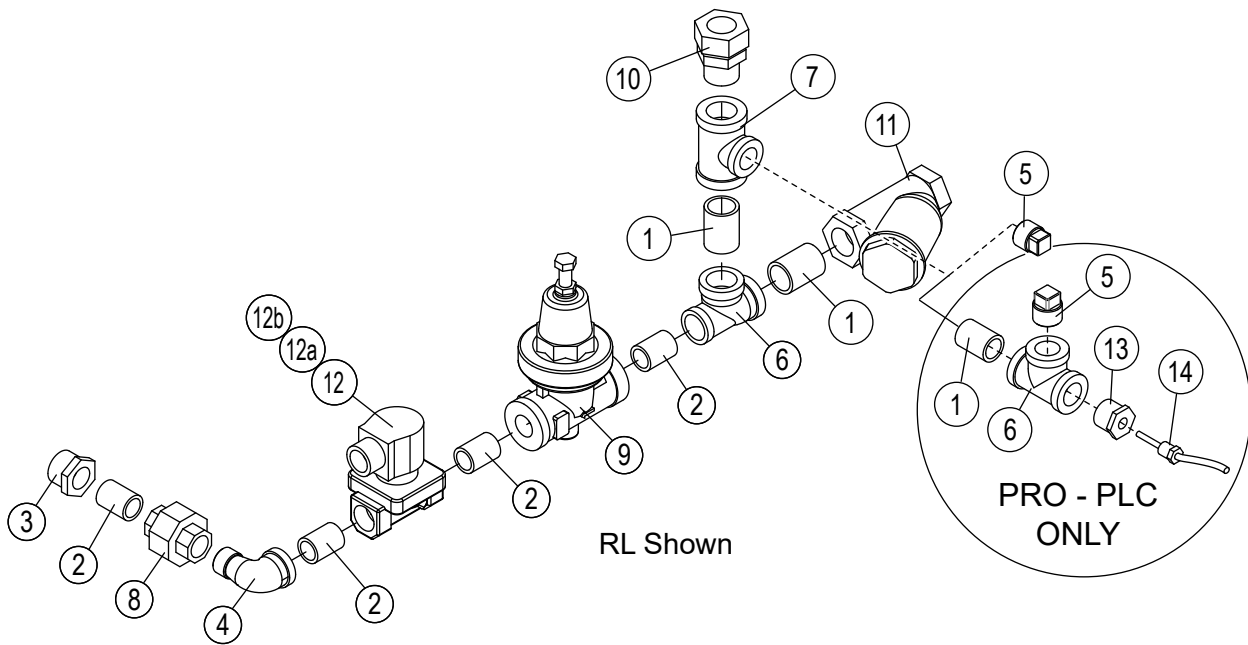


Figure - 27

Item No.	Part No.	DESCRIPTION	QTY.
1	100184	NIPPLE, CLOSE 3/4" NPT, BRASS	2
2	100209	NIPPLE, CLOSE, 1/2" NPT, BRASS	4
3	102392	BUSHING, REDUCING, 3/4" NPT X 1/2" NPT, BRASS	1
4	102438	ELBOW, STREET 1/2" X 90°, BRASS	1
5	102504	PLUG, 1/2" NPT, SQUARE HEAD, BRASS	1
6	102525	TEE, REDUCING, 3/4" X 1/2" X 3/4" NPT, BRASS	1
7	102526	TEE, REDUCING, 3/4" X 3/4" X 1/2" NPT, BRASS	1
8	102549	UNION, 1/2" NPT, BRASS	1
9	108265	VALVE, PRESSURE REDUCING, 1/2" NPT, BRONZE	1
10	109879	FITTING, COMPRESSION, 7/8" OD X 3/4" MPT, BRASS	1
11	110768	STRAINER, LINE 3/4" NPT, BRONZE, FEMALE	1
12	109886	VALVE, 1/2" NPT, 120VAC SOLENOI.D.	1
12a	109902	KIT, VALVE REPAIR 1/2"	A/R
12b	108516	COIL, SOLENOI.D. VALVE	A/R
13	103418	BUSHING, REDUCING, 1/2" NPT X 1/8" NPT (PRO ONLY)	1
14	114435	THERMISTOR, 10kΩ, 36" LEAD	1
---	601931	PIPING ASSY., (Includes Items 1-12) (Prior to 12/15/12), (STANDARD)	1
---	602001	PIPING ASSY., (Includes Items 1-12) (Beginning 12/15/12) (STANDARD)	1
---	602001-PLC	PIPING ASSY., (Includes Items 1-14) (PRO)	1

Figure - 27 (Parts List)

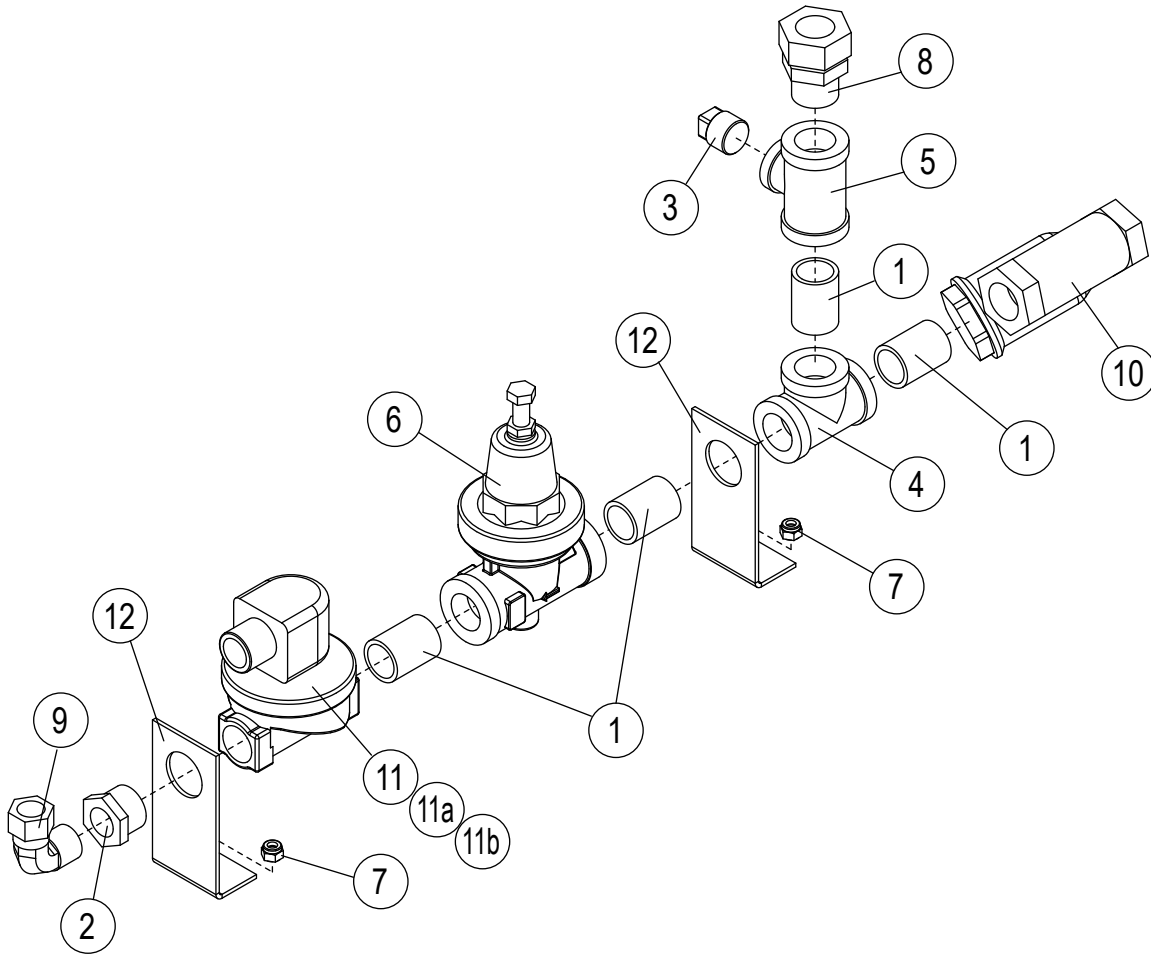


Figure - 28

Item No.	Part No.	DESCRIPTION	QTY.
1	100184	NIPPLE, CLOSE 3/4" NPT, BRASS	4
2	102392	BUSHING, REDUCING, 3/4" NPT X 1/2" NPT, BRASS	1
3	102504	PLUG, 1/2" NPT, SQUARE HEAD, BRASS	1
4	102521	TEE, 3/4" NPT, BRASS	1
5	102526	TEE, REDUCING, 3/4" X 3/4" X 1/2" NPT, BRASS	1
6	107550	VALVE, PRESSURE REDUCING, 3/4" NPT, BRONZE	1
7	107967	NUT, GRIP, 1/4-20 W/NYLON INSERT	2
8	109879	FITTING, COMPRESSION, 7/8" OD X 3/4" MPT, BRASS	1
9	109926	FITTING, COMPRESSION, 5/8" OD X 1/2" MPT, ELL, BRASS	1
10	110768	STRAINER, LINE, 3/4" NPT, BRASS	1
11	111437	VALVE, SOLENOI.D., 3/4" NPT, 120VAC COIL	1
11a	109903	KIT, REPAIR, SOLENOI.D. VALVE 3/4" NPT	A/R
11b	111472	COIL, SOLENOI.D. 120VAC,	A/R
12	A511-8	BRACKET, 3/4" PIPE	2
---	601851	PIPING ASSY., (Includes Items 1-11 and 12)	1

Figure - 28 (Parts List)

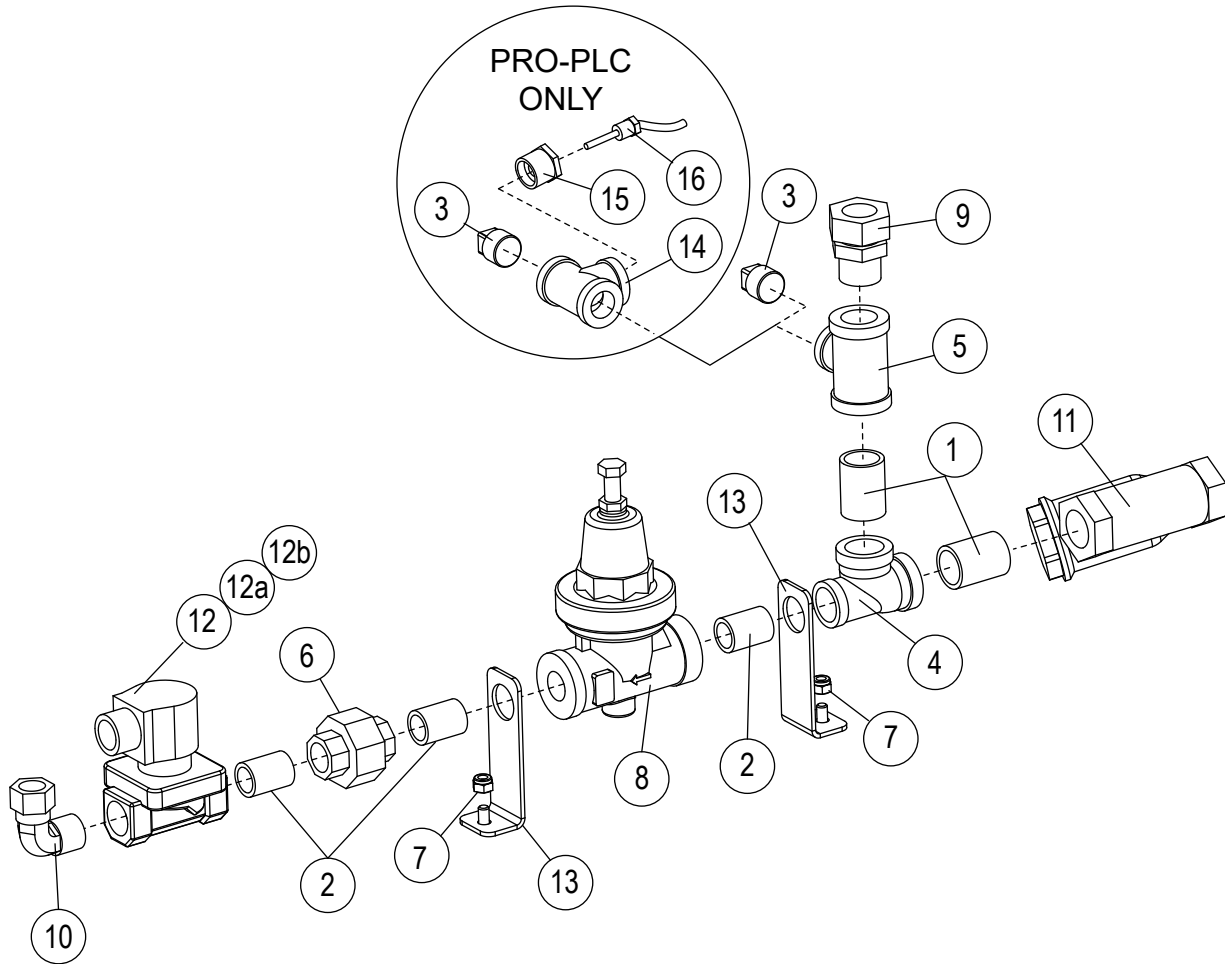


Figure - 29

Item No.	Part No.	DESCRIPTION	QTY.
1	100184	NIPPLE, CLOSE 3/4" NPT, BRASS	2
2	100209	NIPPLE, CLOSE, 1/2" NPT, BRASS	3
3	102504	PLUG, 1/2" NPT, SQUARE HEAD, BRASS	1
4	102525	TEE, REDUCING, 3/4" X 1/2" X 3/4" NPT, BRASS	1
5	102526	TEE, REDUCING, 3/4" X 3/4" X 1/2" NPT, BRASS	1
6	102549	UNION, 1/2" NPT, BRASS	1
7	107967	NUT, GRIP, 1/4-20 W/NYLON INSERT	2
8	108265	VALVE, PRESSURE REDUCING, 1/2" NPT, BRASS	1
9	109879	FITTING, COMPRESSION, 7/8" OD X 3/4" MPT, BRASS	1
10	109926	FITTING, COMPRESSION, 5/8" OD X 1/2" MPT, ELL, BRASS	1
11	110768	STRAINER, LINE, 3/4" NPT, BRASS	1
12	109886	VALVE, 1/2" NPT, 120VAC SOLENOI.D.	1
12a	109902	KIT, VALVE REPAIR 1/2"	A/R
12b	108516	COIL, SOLENOI.D. VALVE	A/R
13	332454	BRACKET, 1/2" PIPE SUPPORT	2
14	102514	TEE, 1/2" NPT BRASS	1
15	103418	BUSHING, REDUCING, 1/2" NPT X 1/8:" NPT, BRASS	1
16	114435	THERMISTOR, 10kΩ, 36" LEAD	1
---	601942	PIPING ASSY., (Includes Items 1-12 and 13) (STANDARD)	1
---	601942-PLC	PIPING ASSY., (Includes Items 1-12, 13-16) (PRO)	1

Figure - 29 (Parts List)

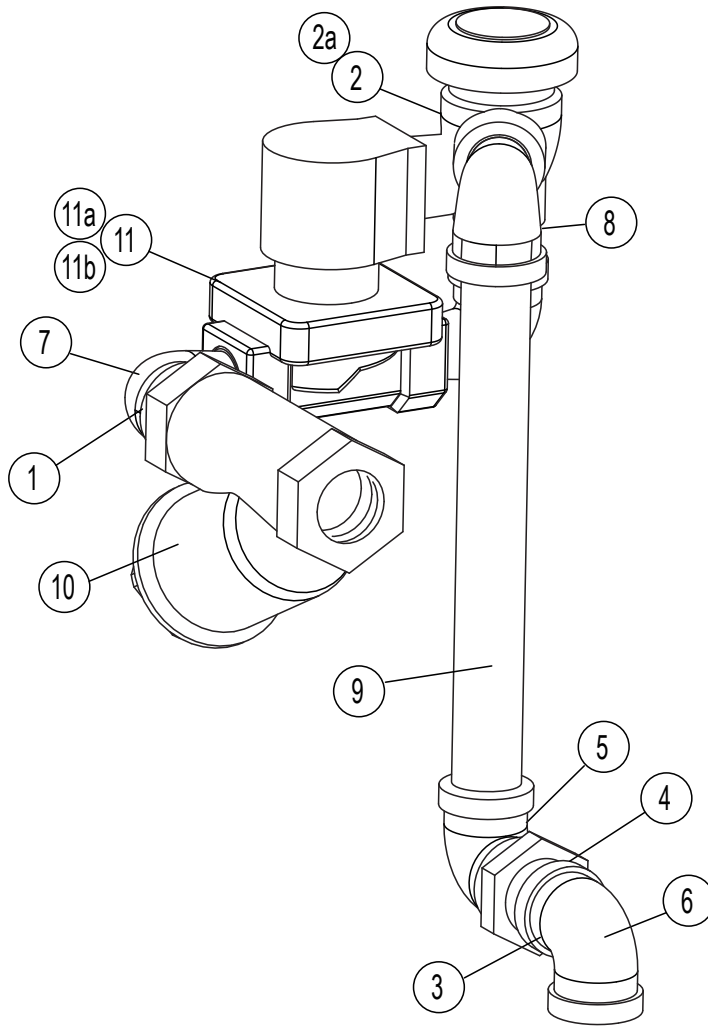


Figure - 30

Item No.	Part No.	DESCRIPTION	QTY.
1	100209	NIPPLE, CLOSE, 1/2" NPT, BRASS	1
2	117862	VACUUM BREAKER, 1/2" NPT, BRONZE	1
2a	900836	KIT, VACUUM BREAKER,REPAIR 1/2"	A/R
3	100704	NIPPLE, RTOE, 1/2" NPT X 1-3/4", SST	1
4	100709	LOCKNUT, 1/2" NPT, BRASS	1
5	102435	ELBOW, 1/2" NPT X 90°, BRASS	1
6	102436	ELBOW, 1/2" NPT X 90°, SST	1
7	102438	ELBOW, STREET, 1/2" NPT, BRASS	1
8	102485	NIPPLE, 1/2" NPT X 1-1/2" LG., BRASS	1
9	102582	NIPPLE, 1/2" NPT X 7-1/2" LG., BRASS	1
10	110768	STRAINER, LINE 3/4" NPT, BRASS	1
11	109886	VALVE, 1/2" NPT, 120VAC SOLENOI.D.	1
11a	109902	KIT, VALVE REPAIR 1/2"	A/R
11b	108516	COIL, SOLENOI.D. VALVE	A/R
---	601805	PIPING, FILL, SUB-ASSEMBLY (Includes Items 1, 2, 3 -11)	1
---	601831	PIPING ASSY., CWT, (Includes Items 1, 2, 3 -11)	1

Figure - 30 (Parts List)

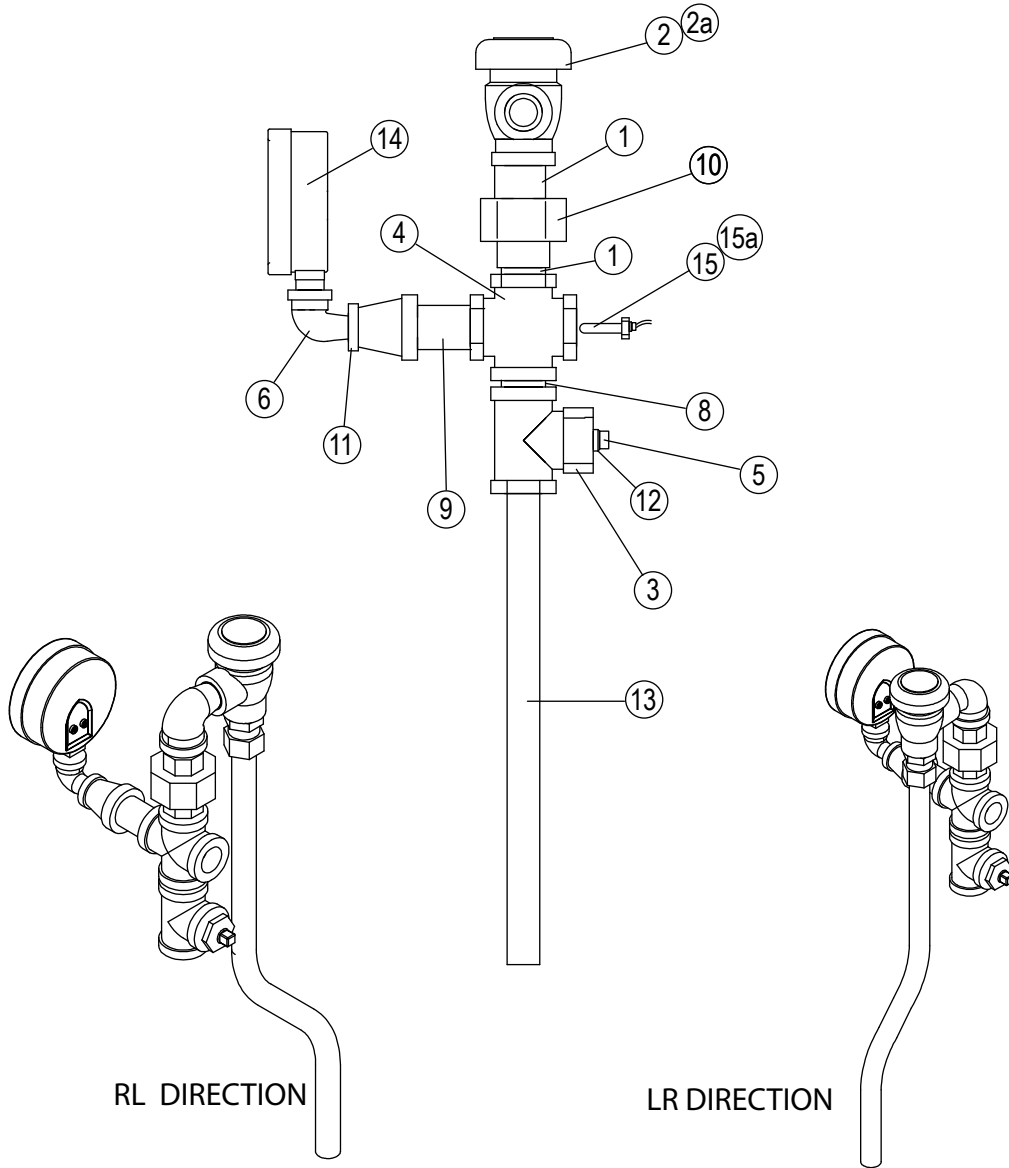


Figure - 31

Item No.	Part No.	DESCRIPTION	QTY.
1	100209	NIPPLE, CLOSE, 1/2" NPT, BRASS	2
2	117862	VACUUM BREAKER, 1/2" NPT, BRASS	1
2a	900836	KIT, REPAIR, VACUUM BREAKER, 1/2"	A/R
3	100554	TEE, 1/2" NPT, SST	1
4	100598	CROSS, 1/2" NPT, BRASS	1
5	101259	PLUG, 1/8" NPT, BRASS	1
6	101261	ELBOW, STREET, 1/4" NPT X 90°, BRASS	1
7	102438	ELBOW, STREET, 1/2" NPT X 90°, BRASS	1
8	102459	NIPPLE, 1/2" NPT X CLOSE, SST	1
9	102492	NIPPLE, 1/2" NPT X 2" LG., BRASS	1
10	102549	UNION, 1/2" NPT, BRASS	1
11	114182	COUPLING, REDUCER, 1/2" NPT X 1/4" NPT, BRASS	1
12	114717	BUSHING, REDUCING, 1/2" NPT X 1/8" NPT, SST	1
13	206655	TUBE, FINAL RINSE	1
14	100135	GAUGE, PRESSURE, 0-60 PSI	1
15	114183	THERMOMETER, CAPILLARY, 16 FT., (Prior to 12/2/08)	1
15a	114435	THERMISTOR, 10k Ω , 36" LEAD, (Beginning 12/2/08 & above)	1
---	601822	PIPING, SUB-ASSEMBLY, FINAL RINSE (Includes Items 1- 14)	1

Figure - 31 (Parts List)

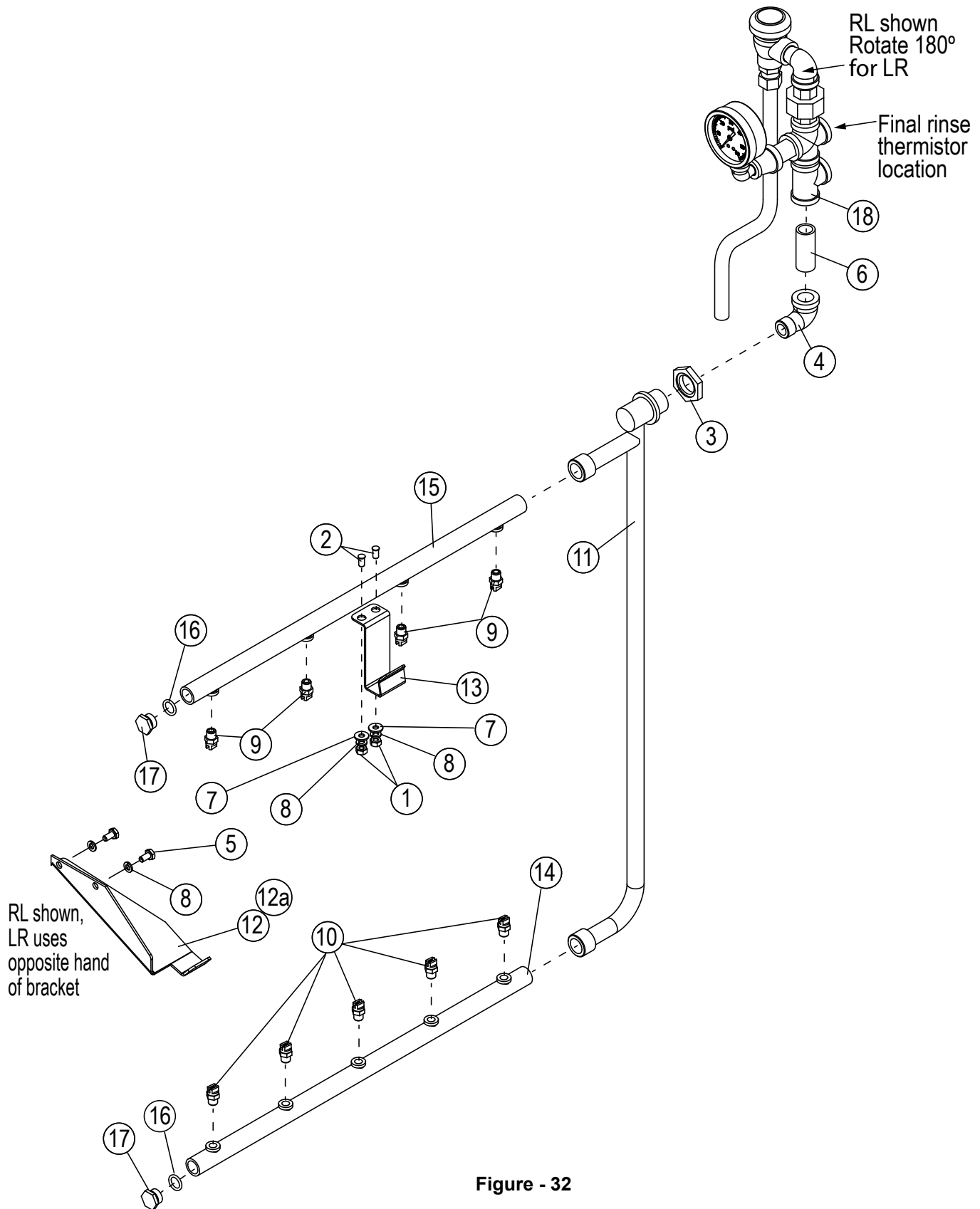


Figure - 32

Item No.	Part No.	DESCRIPTION	QTY.
1	100003	NUT, PLAIN, 1/4-20 SST	2
2	100109	WELD STUD, 1/4-20 X 1/2", SST	2
3	100156	LOCKNUT, 3/4" NPT, BRASS	1
4	100516	STREET, ELBOW, 1/2" NPT, BRASS	1
5	100734	BOLT, HEX HEAD, 1/4-20 X 1/2", SST	2
6	102461	NIPPLE, 1/2" NPT X 2" LG., SST	1
7	106026	WASHER, FLAT, 1/4", SST	2
8	106482	WASHER, LOCK, 1/4" SPLIT, SST	4
9	114483	NOZZLE, VEE-JET #9502	4
10	115672	NOZZLE, VEE-JET # 110-015	5
11	329800	MANIFOLD, WELDMENT, E2 FRESH	1
12	330551-2	BRACKET, LOWER PIPE SUPPORT, E2	1
12a	330551-1	BRACKET, LOWER PIPE SUPPORT, E2	1
13	330553	BRACKET, FINAL RINSE, UPPER PIPE	1
14	417748	PIPE, ASSY, FINAL RINSE, 5-HOLE, (Includes Items 16 and 17)	1
15	420105	PIPE, ASSY, FINAL RINSE, 4-HOLE, (Includes Items 16 and 17)	1
16	113716	O-RING	2
17	113795	PLUG, E FINAL RINSE MANIFOLD	2
18	601822	PIPING ASSY, FINAL RINSE	1

Figure - 32 (Parts List)

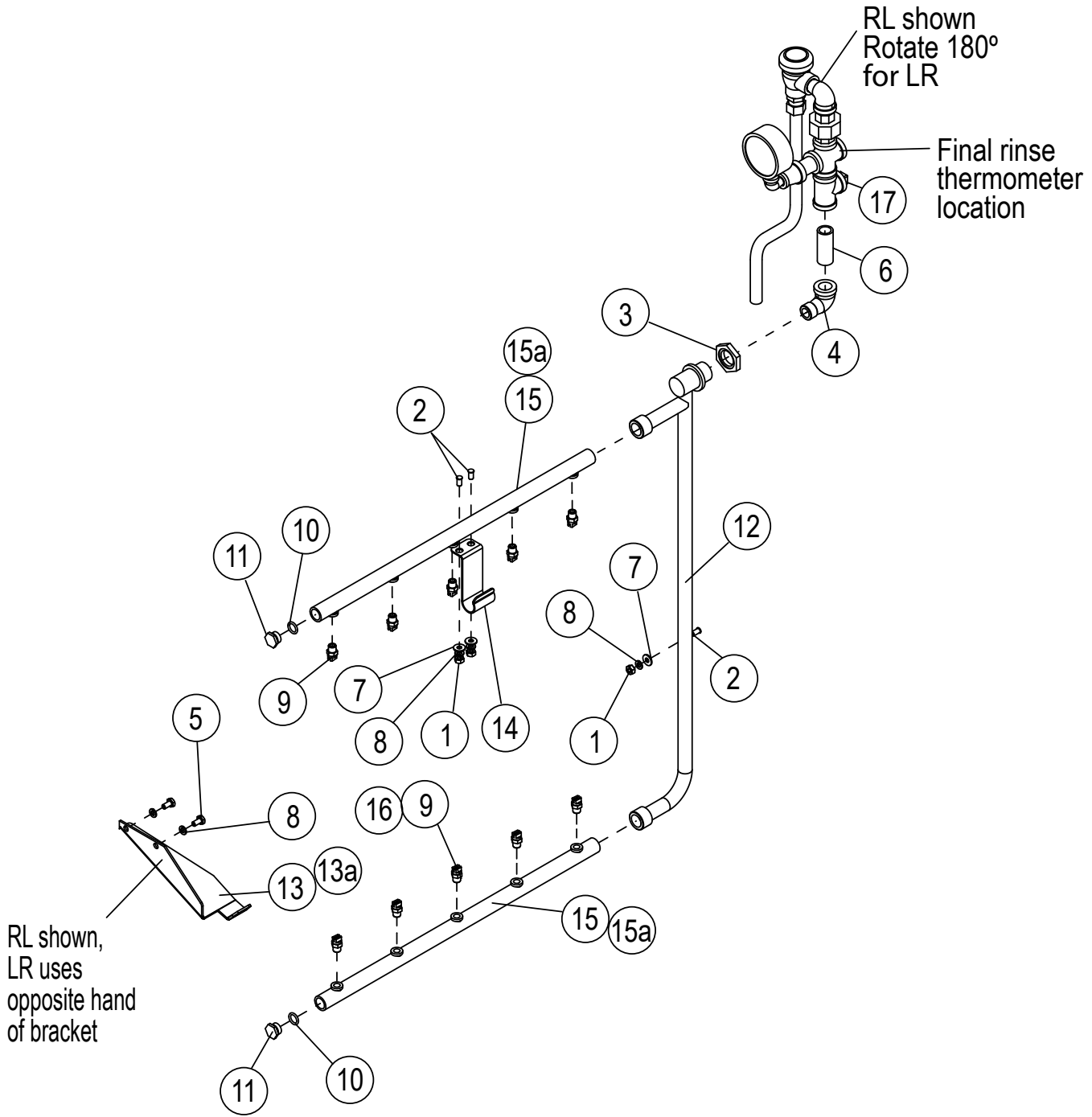


Figure - 33

Item No.	Part No.	DESCRIPTION	QTY.
1	100003	NUT, PLAIN, 1/4-20 SST	3
2	100109	WELD STUD, 1/4-20 X 1/2", SST	3
3	100156	LOCKNUT, 3/4" NPT, BRASS	1
4	100516	STREET, ELBOW, 1/2" NPT, BRASS	1
5	100734	BOLT, HEX HEAD, 1/4-20 X 1/2", SST	2
6	102461	NIPPLE, 1/2" NPT X 2" LG., SST	1
7	106026	WASHER, FLAT, 1/4", SST	3
8	106482	WASHER, LOCK, 1/4" SPLIT, SST	5
9*	111203	NOZZLE, VEE-JET #8003 (EUCC8) (EUCC4, EUCC6)	*A/R
10	113716	O-RING	2
11	113795	PLUG, E FINAL RINSE MANIFOLD	2
12	329800	MANIFOLD, WELDMENT, E2 FRESH	1
13	330551-2	BRACKET, LOWER PIPE SUPPORT, E2, RL	1
13a	330551-1	BRACKET, LOWER PIPE SUPPORT, E2, LR	1
14	330553	BRACKET, FINAL RINSE, UPPER PIPE	1
15	332606	PIPE WELDMENT, FINAL RINSE. 5-HOLE	2
15a	417748	PIPE, ASSY, FINAL RINSE, 5-HOLE, (Includes Items 10 and 11)	2
16	114181	NOZZLE, VEE-JET #8002 (EUCC6,EUCC4)	*A/R
17	601822	PIPING SUB-ASSY, FINAL RINSE	1

Figure - 33 (Parts List)

*** VEE-JET NOZZLE CHART**
(Prior to July 2015)

MODEL	PIPE WELDMENT	NOZZLE NO.	P/N	QTY.
EUCC8	5-HOLE UPPER	8003	111203	5
EUCC8	5-HOLE LOWER	8003	111203	5
EUCC6-4	5-HOLE UPPER	8003	111203	5
EUCC6-4	5-HOLE LOWER	8002	114181	5

Figure - 33 (Parts List)

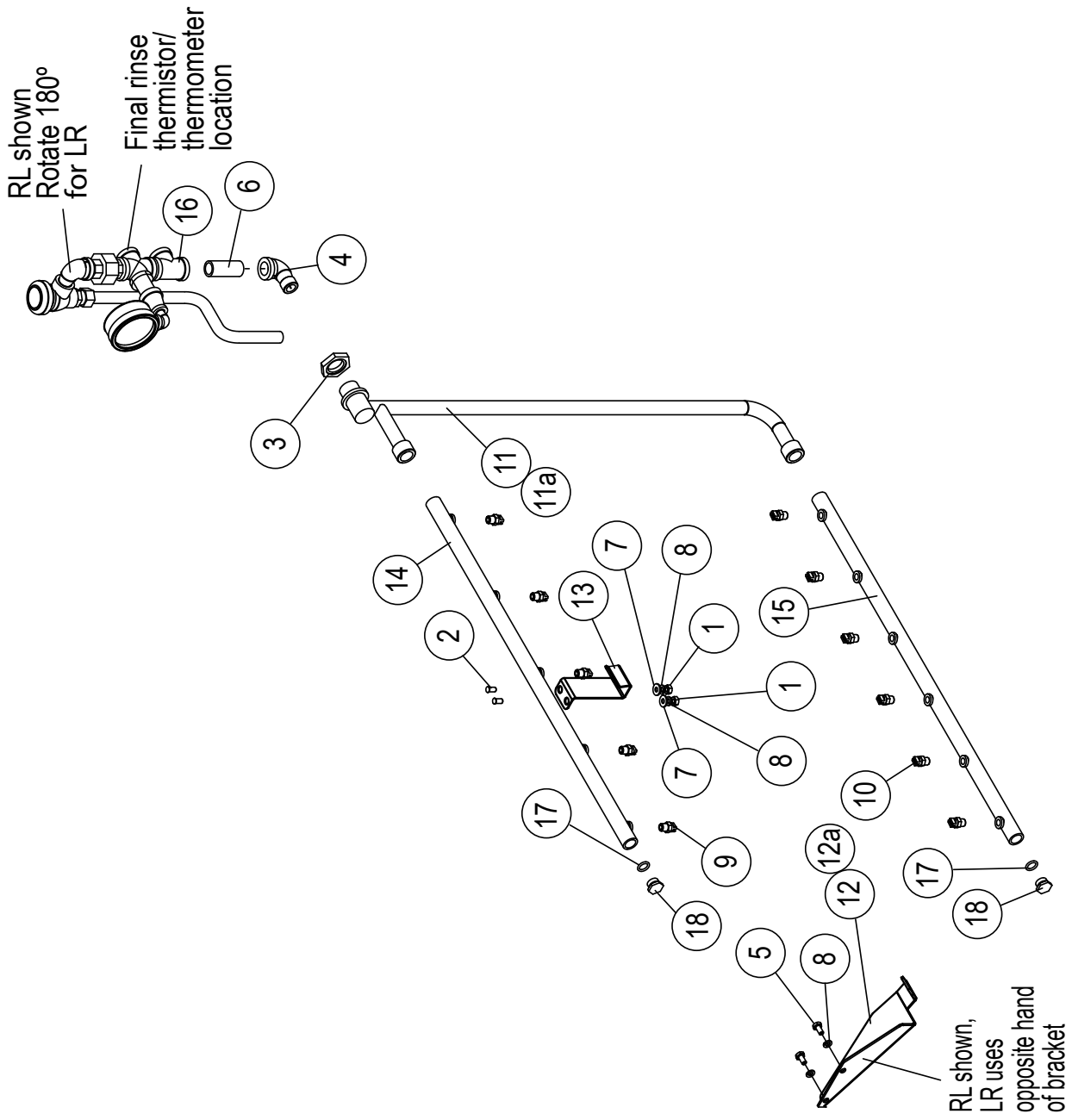


Figure - 34

Item No.	Part No.	DESCRIPTION	QTY.
1	100003	NUT, PLAIN, 1/4-20 SST	2
2	100109	WELD STUD, 1/4-20 X 1/2", SST	2
3	100156	LOCKNUT, 3/4" NPT, BRASS	1
4	100516	STREET, ELBOW, 1/2" NPT, BRASS	1
5	100734	BOLT, HEX HEAD, 1/4-20 X 1/2", SST	2
6	102461	NIPPLE, 1/2" NPT X 2" LG., SST	1
7	106026	WASHER, FLAT, 1/4", SST	2
8	106482	WASHER, LOCK, 1/4" SPLIT, SST	4
9	114483	NOZZLE, VEE-JET #9502	5
10	115672	NOZZLE, VEE-JET #110-1015	6
11	329800	MANIFOLD, WELDMENT, E2 FRESH	1
11a	331020	MANIFOLD, WELDMENT, E2 FRESH, HIGH HOOD	1
12	330551-2	BRACKET, LOWER PIPE SUPPORT, E2, RL	1
12a	330551-1	BRACKET, LOWER PIPE SUPPORT, E2, LR	1
13	330553	BRACKET, FINAL RINSE, UPPER PIPE	1
14	417745	PIPE WELD., FINAL RINSE. 5-HOLE, (Includes Items 17 and 18)	1
15	417747	PIPE WELD, FINAL RINSE. 6-HOLE, (Includes Items 17 and 18)	1
16	601822	PIPING SUB-ASSY, FINAL RINSE	1
17	113716	O-RING	2
18	113795	PLUG, E FINAL RINSE MANIFOLD	2

Figure - 34 (Parts List)

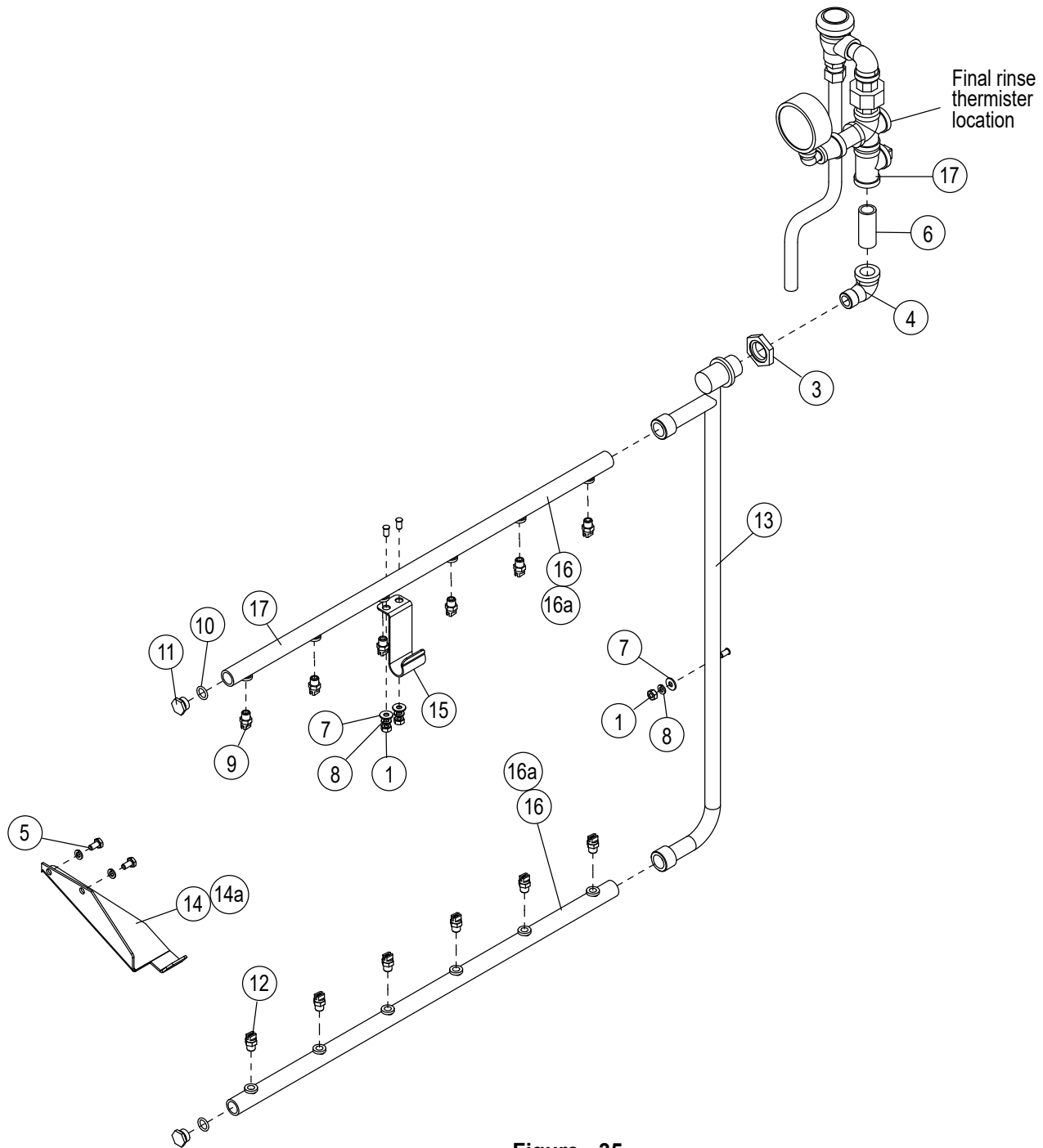


Figure - 35

Item No.	Part No.	DESCRIPTION	QTY.
1	100003	NUT, PLAIN, 1/4-20, SST	3
2	100109	WELD STUD, 1/4-20 X 1/2", SST	3
3	100156	LOCKNUT, 3/4" NPT, BRASS	1
4	100516	STREET, ELBOW, 1/2" NPT, BRASS	1
5	100734	BOLT, HEX HEAD, 1/4-20 X 1/2", SST	2
6	102461	NIPPLE, 1/2" NPT X 2" LG., SST	1
7	106026	WASHER, FLAT, 1/4", SST	3
8	106482	WASHER, LOCK, 1/4" SPLIT, SST	5
9	111203	NOZZLE, VEE-JET # 8003	6
10	113716	O-RING, WASH ARM	2
11	113795	PLUG, E FINAL RINSE MANIFOLD	2
12	114181	NOZZLE, VEE-JET # 8002	12
13	329800	MANIFOLD WELDMENT, E2 FRESH	1
14	330551-2	BRACKET, LOWER PIPE SUPPORT, E2, RL	1
14a	330551-1	BRACKET, LOWER PIPE SUPPORT, E2, LR	1
15	330553	BRACKET, FINAL RINSE, UPPER PIPE	1
16	332605	PIPE WELDMENT, FINAL RINSE, 6-HOLE	2
16a	417747	PIPE, ASSY, FINAL RINSE, 6-HOLE, (Includes Items 10 and 11)	2
17	601822	PIPING SUB-ASSY, FINAL RINSE, RL	1

Figure - 35 (Parts List)

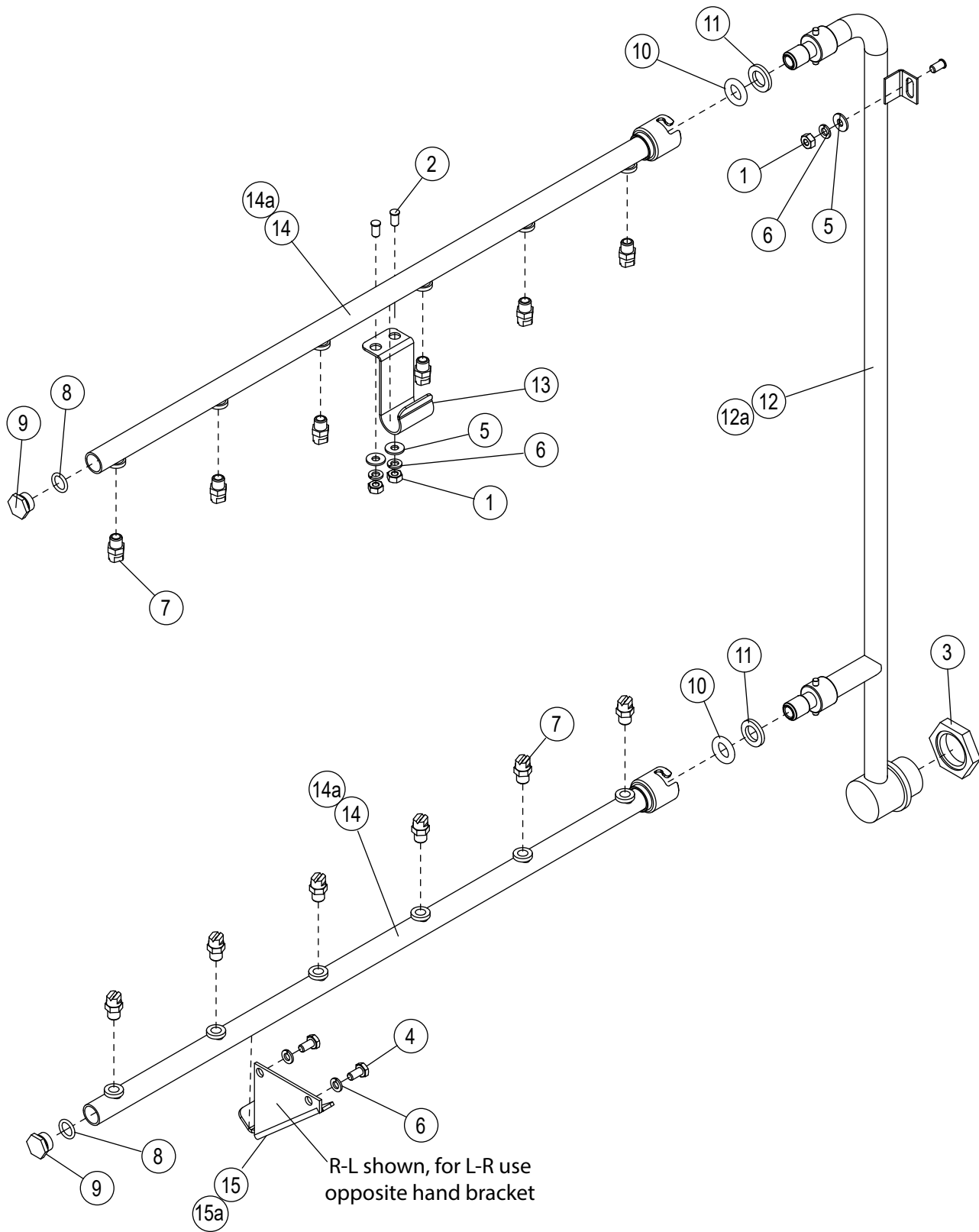


Figure - 36

Item No.	Part No.	DESCRIPTION	QTY.
1	100003	NUT, PLAIN, 1/4-20, SST	3
2	100109	WELD STUD, 1/4-20 X 1/2", SST	3
3	100156	LOCKNUT, 1" NPT, BRASS	1
4	100734	BOLT, HEX HEAD, 1/4-20 X 1/2", SST	2
5	106026	WASHER, FLAT, 1/4", SST	3
6	106482	WASHER, LOCK, 1/4" SPLIT, SST	5
7	106530	SPRAY NOZZLE, VEE-JET #8020	12
8	113716	WASH ARM, O-RING	2
9	113795	PLUG, E-FINAL RINSE MANIFOLD	2
10	114290	O-RING	2
11	114291	WASHER, SILICONE	2
12	329799	MANIFOLD WELDMENT, E2 RECIRC	1
12a	331019	MANIFOLD WELDMENT, E2 RECIRC, HI-HOOD	1
13	331018	BRACKET, ECO-RINSE, UPPER PIPE	1
14	329803	RINSE PIPE WELDMENT, E2 RECIRC., EUCCW	2
14a	330737	RINSE PIPE WELDMENT, E2 RECIRC., EUCC	2
15	329802-1	BRACKET, LOWER PIPE SUPPORT, E2, RL	1
15a	329802-2	BRACKET, LOWER PIPE SUPPORT, E2, LR	1

Figure - 36 (Parts List)

Item No.	Part No.	DESCRIPTION	QTY.
1	100003	NUT, PLAIN, 1/4-20, SST	3
2	100109	WELD STUD, 1/4-20 X 1/2", SST	3
3	100156	LOCKNUT, 3/4" NPT, BRASS	1
4	100734	BOLT, HEX HEAD, 1/4-20 X 1/2", SST	2
5	106026	WASHER, FLAT, 1/4", SST	2
6	106482	WASHER, LOCK, 1/4" SPLIT, SST	3
7	106530	NOZZLE, VEE-JET #8020	12
8	113716	WASH ARMS, O-RING	2
9	113795	PLUG, E FINAL RINSE MANIFOLD	2
10	114290	O-RING	2
11	114291	WASHER, SILICONE	2
12	329803	RINSE PIPE WELDMENT, E2 RECIRC. EUCCW	2
12a	330737	RINSE PIPE WELDMENT, E2 RECIRC. EUCC	2
13	331018	BRACKET, ECO RINSE, UPPER PIPE	1
14	336526	MANIFOLD WELDMENT, E2 RECIRC, RL OFFSET	1
14a	336528	MANIFOLD WELDMENT, E2 RECIRC, RL OFFSET, HIGH HOOD	1
14b	336527	MANIFOLD WELDMENT, E2 RECIRC, LR OFFSET	1
14c	336529	MANIFOLD WELDMENT, E2 RECIRC, LR OFFSET, HIGH HOOD	1
15	336779-2	BRACKET, LOWER PIPE SUPPORT, E2, LR OFFSET,	1
15a	336779-1	BRACKET, LOWER PIPE SUPPORT, E2, RL OFFSET	1

Figure - 37 (Parts List)

CONTACT FACTORY TO CONFIRM OFFSET PIPING BEFORE ORDERING

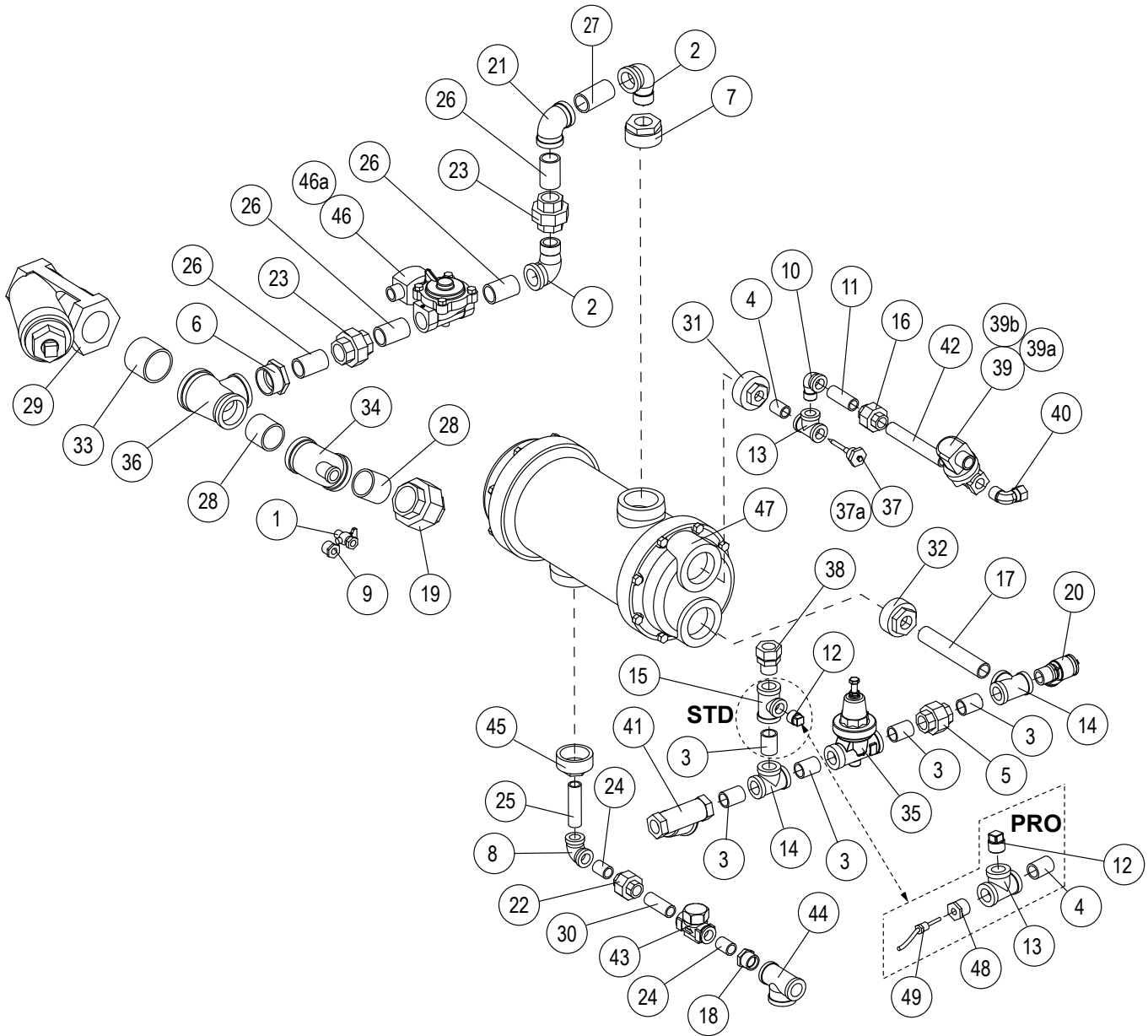


Figure - 38

Item No.	Part No.	DESCRIPTION	QTY.
1	100123	COCK, GAUGE, 1/4" NPT, BRASS	1
2	100134	ELBOW, STREET, 1" NPT X 90°, MI	2
3	100184	NIPPLE, CLOSE, 3/4" NPT, BRASS	4
4	100209	NIPPLE, CLOSE, 1/2" NPT, BRASS	2
5	100571	UNION, 3/4" NPT, BRASS	1
6	100979	BUSHING, REDUCING, 1-1/2" NPT S 1" NPT, BI	1
7	100981	BUSHING, REDUCING, 2" NPT X 1" NPT, BI	1
8	102288	ELBOW, 1/2" NPT X 90°, MI	1
9	102402	BUSHING, REDUCING, 1/2" NPT X 1/4" NPT, BI	1
10	102438	ELBOW, STREET, 1/2" NPT X 90°, BRASS	1
11	102487	NIPPLE, 1/2" NPT X 2-1/4", BRASS	1
12	102504	PLUG, 1/2" SQUARE HEAD, BRASS	1
13	102514	TEE, 1/2" NPT, BRASS	1
14	102521	TEE, 3/4" NPT, BRASS	2
15	102526	TEE, REDUCING, 3/4" X 3/4" X 1/2" NPT, BRASS	1
16	102549	UNION, 1/2" NPT, BRASS	1
17	102661	NIPPLE, 3/4" X 6-1/4", BRASS	1
18	103465	BUSHING, REDUCING, 3/4" X 1/2" NPT	1
19	103586	UNION, 1-1/2" NPT, MI	1
20	104649	VALVE, PRESSURE RELIEF, 3/4" NPT, BRONZE	1
21	105733	ELBOW, 1" NPT X 90°, MI	1
22	105778	UNION, 1/2" NPT, MI	1
23	105780	UNION, 1" NPT, MI	2
24	105782	NIPPLE, CLOSE, 1/2" NPT, BI	2
25	105786	NIPPLE, 1/2" NPT X 3", BI	1
26	105850	NIPPLE, 1" NPT, X 2", BI	4
27	105851	NIPPLE, 1/2" NPT X 2-1/2", BI	1
28	105881	NIPPLE, CLOSE, 1-1/2" NPT, BI	2
29	106051	STRAINER, LINE 2" NPT, BI	1
30	106427	NIPPLE, 1/2" NPT X 2-1/4" NPT, BI	1
31	106582	BUSHING, REDUCING, 2" NPT X 1/2" NPT, BRASS	1
32	106583	BUSHING, REDUCING, 2" NPT X 3/4" NPT, BRASS	1
33	106607	NIPPLE, CLOSE, 2" NPT, BI	1
34	107004	TEE, REDUCING, 1-1/2" X 1/2" X 1/2" NPT, MI	1
35	107550	VALVE, PRESSURE REDUCING, 3/4", BRONZE	1

Figure - 38 (Parts List)

Continued on next page.

Continued from previous page.

Item No.	Part No.	DESCRIPTION	QTY.
36	107657	TEE, REDUCING, 2" X 1-1/2" X 1-1/2" X 1-1/2" NPT, BI	1
37	109069	PROBE, THERMOSTAT, W/CAPILLARY (STANDARD)	1
37a	117002	THERMISTOR, 10kΩ, ADJUSTABLE (PRO)	1
38	109879	FITTING, COMPRESSION, 5/8" OD, X 1/2" MPT, BRASS	1
39	109886	VALVE, SOLENOI.D., 1/2" NPT, HW PARKER	1
39a	109902	KIT, VALVE REPAIR 1/2"	A/R
39b	108516	COIL, SOLENOID VALVE	A/R
40	109926	FITTING, COMPRESSION, 7/8" OD, X 3/4" MPT, BRASS	1
41	110768	STAINER, LINE 3/4" NPT, BRASS	1
42	111287	NIPPLE, 1/2" NPT X 5-1/2" LG., BRASS	1
43	111380	STEAM TRAP, 1/2" NPT, TDC	1
44	112359	TEE, REDUCING, 3/4" X 3/4" X 1" NPT, BI	1
45	112365	BUSHING, REDUCING, 2" NPT X 1/2" NPT, BI	1
46	114800	VALVE, 1" NPT, STEAM, ASCO, 120 VAC	1
46a	114830	KIT, REPAIR ASCO VALVE, L8220G410	A/R
47	115640	BOOSTER, THRUSH #1200 SST	1
48	103418	BUSHING, REDUCING, 1/2" NPT X 1/8" NPT, BRASS (PRO)	1
49	114435	THERMISTOR, 10kΩ, 36" LEAD, (PRO)	1

Figure - 38 (Parts List)

**This Page
Intentionally
Left Blank**

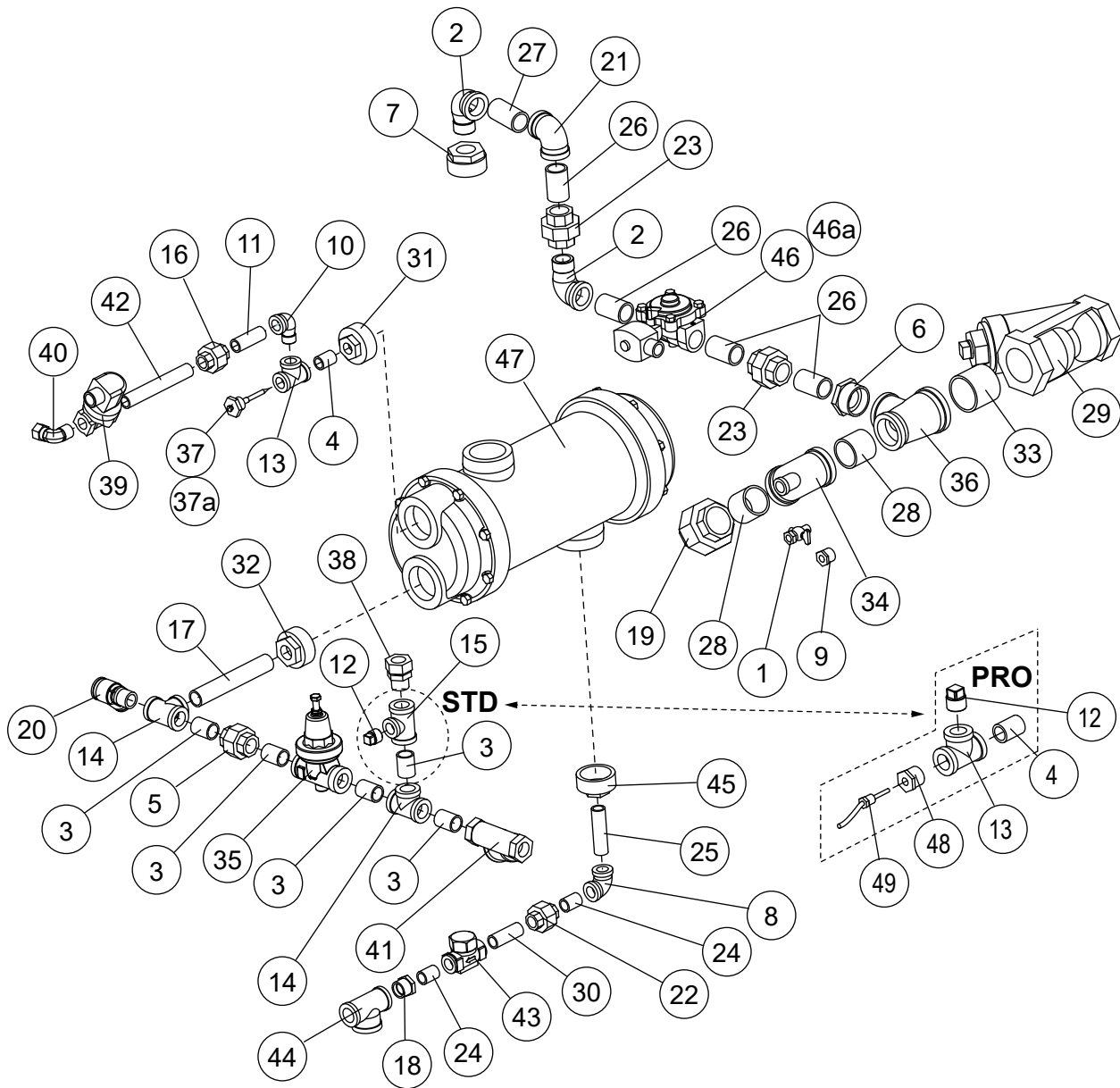


Figure - 39

Item No.	Part No.	DESCRIPTION	QTY.
1	100123	COCK, GAUGE 1/4" NPT, BRASS	1
2	100134	ELBOW, STREET, 1" NPT X 90°, MI	2
3	100184	NIPPLE, CLOSE, 3/4" NPT, BRASS	4
4	100209	NIPPLE, CLOSE, 1/2" NPT, BRASS	2
5	100571	UNION, 3/4" NPT, BRASS	1
6	100979	BUSHING, REDUCING, 1-1/2" NPT S 1" NPT, BI	1
7	100981	BUSHING, REDUCING, 2" NPT X 1" NPT, BI	1
8	102288	ELBOW, 1/2" NPT X 90°, MI	1
9	102402	BUSHING, REDUCING, 1/2" NPT X 1/4" NPT, BI	1
10	102438	ELBOW, STREET, 1/2" NPT X 90°, BRASS	1
11	102487	NIPPLE, 1/2" NPT X 2-1/4", BRASS	1
12	102504	PLUG, 1/2" SQUARE HEAD, BRASS	1
13	102514	TEE, 1/2" NPT, BRASS	1
14	102521	TEE, 3/4" NPT, BRASS	2
15	102526	TEE, REDUCING, 3/4" X 3/4" X 1/2" NPT, BRASS	1
16	102549	UNION, 1/2" NPT, BRASS	1
17	102661	NIPPLE, 3/4" X 6-1/4", BRASS	1
18	103465	BUSHING, REDUCING, 3/4" X 1/2" BI	1
19	103586	UNION, 1-1/2" NPT, MI	1
20	104649	VALVE, PRESSURE RELIEF, 3/4" NPT, BRONZE	1
21	105733	ELBOW, 1" NPT X 90°, MI	1
22	105778	UNION, 1/2" NPT, MI	1
23	105780	UNION, 1" NPT, MI	2
24	105782	NIPPLE, CLOSE, 1/2" NPT, BI	2
25	105786	NIPPLE, 1/2" NPT X 3", BI	1
26	105850	NIPPLE, 1" NPT, X 2", BI	4
27	105851	NIPPLE, 1/2" NPT X 2-1/2", BI	1
28	105881	NIPPLE, CLOSE, 1-1/2" NPT, BI	2
29	106051	STRAINER, LINE 2" NPT, BI	1
30	106427	NIPPLE, 1/2" NPT X 2-1/4" NPT, BI	1
31	106582	BUSHING, REDUCING, 2" NPT X 1/2" NPT, BRASS	1
32	106583	BUSHING, REDUCING, 2" NPT X 3/4" NPT, BRASS	1
33	106607	NIPPLE, CLOSE, 2" NPT, BI	1
34	107004	TEE, REDUCING, 1-1/2" X 1/2" X 1/2" NPT, MI	1
35	107550	VALVE, PRESSURE REDUCING, 3/4", BRONZE	1
36	107657	TEE, REDUCING, 2" X 1-1/2" X 1-1/2" X 1-1/2" NPT, BI	1

Figure - 39 (Parts List)

Continued on next page.

Continued from previous page.

Item No.	Part No.	DESCRIPTION	QTY.
37	109069	PROBE, THERMOSTAT, W/CAPILLARY (STANDARD)	1
37a	117002	THERMISTOR, 10kΩ, ADJUSTABLE, (PRO)	1
38	109879	FITTING, COMPRESSION, 5/8" OD, X 1/2" MPT, BRASS	1
39	109886	VALVE, SOLENOI.D., 1/2" NPT, HW PARKER	1
39a	109902	KIT, VALVE REPAIR 1/2"	A/R
39b	108516	COIL, SOLENOI.D. VALVE	A/R
40	109926	FITTING, COMPRESSION, 7/8" OD, X 3/4" MPT, BRASS	1
41	110768	STAINER, LINE 3/4" NPT, BRASS	1
42	111287	NIPPLE, 1/2" NPT X 5-1/2" LG., BRASS	1
43	111380	STEAM TRAP, 1/2" NPT, TDC	1
44	112359	TEE, REDUCING, 3/4" X 3/4" X 1" NPT, BI	1
45	112365	BUSHING, REDUCING, 2" NPT X 1/2" NPT, BI	1
46	114800	VALVE, 1" NPT, STEAM, ASCO, 120 VAC	1
46a	114830	KIT, REPAIR ASCO VALVE, L8220G410	A/R
47	115640	BOOSTER, THRUSH #1200 SST	1
48	103418	BUSHING, REDUCING, 1/2" NPT X 1/8" NPT, BRASS (PRO)	1
49	114435	THERMISTOR, 10kΩ, 36" LEAD, (PRO)	1

Figure - 39 (Parts List)

**This Page
Intentionally
Left Blank**

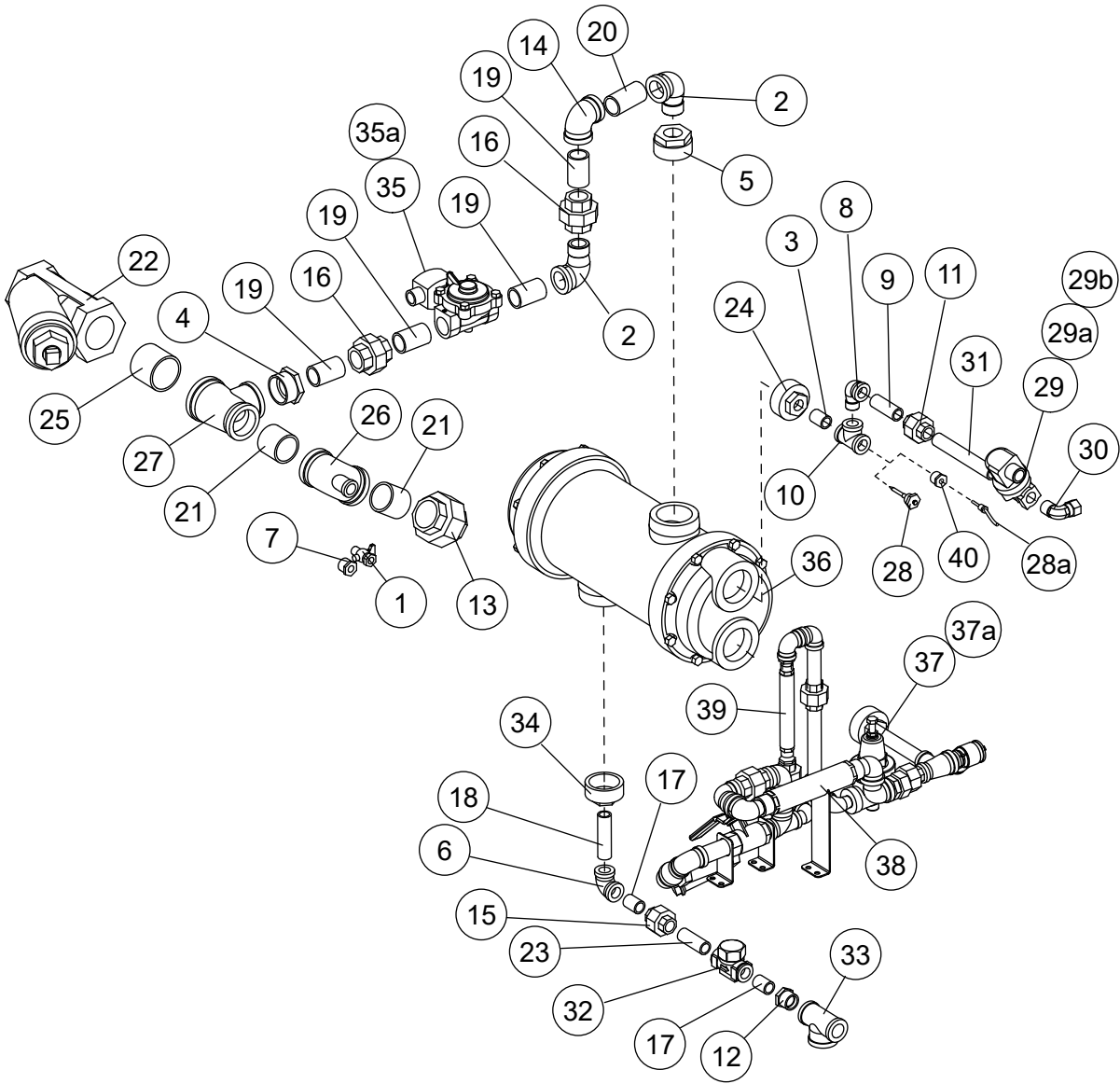


Figure - 40

Item No.	Part No.	DESCRIPTION	QTY.
1	100123	COCK, GAUGE, 1/4"	1
2	100134	ELBOW, STREET, 1" NPT X 90°, MI	2
3	100209	NIPPLE, CLOSE, 1/2" NPT, BRASS	1
4	100979	BUSHING, REDUCING, 1-1/2" NPT S 1" NPT, BI	1
5	100981	BUSHING, REDUCING, 2" NPT X 1" NPT, BI	1
6	102288	ELBOW, 1/2" NPT X 90°, MI	1
7	102402	BUSHING, REDUCING, 1/2" NPT X 1/4" NPT, BI	1
8	102438	ELBOW, STREET, 1/2" NPT X 90°, BRASS	1
9	102487	NIPPLE, 1/2" NPT X 2-1/4", BRASS	1
10	102514	TEE, 1/2" NPT, BRASS	1
11	102549	UNION, 1/2" NPT, BRASS	1
12	103465	BUSHING, REDUCING, 3/4" X 1/2" NPT	1
13	103586	UNION, 1-1/2" NPT, MI	1
14	105733	ELBOW, 1" NPT X 90°, MI	1
15	105778	UNION, 1/2" NPT, MI	1
16	105780	UNION, 1" NPT, MI	2
17	105782	NIPPLE, CLOSE, 1/2" NPT, X 2", BI	2
18	105786	NIPPLE, 1/2" NPT X 3", BI	1
19	105850	NIPPLE, 1" NPT, X 2", BI	4
20	105851	NIPPLE, 1/2" NPT X 2-1/2", BI	1
21	105881	NIPPLE, CLOSE, 1-1/2" NPT, BI	2
22	106051	STRAINER, LINE 2" NPT, BI	1
23	106427	NIPPLE, 1/2" NPT X 2-1/4" NPT, BI	1
24	106582	BUSHING, REDUCING, 2" NPT X 1/2" NPT, BRASS	1
25	106607	NIPPLE, CLOSE, 2" NPT, BI	1
26	107004	TEE, REDUCING, 1-1/2" X 1/2" X 1/2" NPT, MI	1
27	107657	TEE, REDUCING, 2" X 1-1/2" X 1-1/2" X 1-1/2" NPT, BI	1
28	109069	PROBE, THERMOSTAT, W/CAPILLARY (STANDARD)	1
28a	117002	THERMISTOR, 10kΩ ADJUSTABLE, (PRO)	1
29	109886	VALVE, SOLENOI.D., 1/2" NPT, HW PARKER	1
29a	109902	KIT, VALVE REPAIR 1/2"	A/R
29b	108516	COIL, SOLENOI.D. VALVE	A/R
30	109926	FITTING, COMPRESSION, 7/8" O.D., X 3/4" MPT, EL, BRASS	1
31	111287	NIPPLE, 1/2" NPT X 5-1/2", BRASS	1
32	111380	STEAM TRAP, 1/2" NPT, TDC	1

Figure - 40 (Parts List)

Continued on next page.

Continued from previous page.

Item No.	Part No.	DESCRIPTION	QTY.
33	112359	TEE, REDUCING, 3/4" X 3/4" X 1" NPT, BI	1
34	112365	BUSHING, REDUCING, 2" NPT X 1/2" NPT, BI	1
35	114800	VALVE, 1" NPT, STEAM, ASCO, 120 VAC	1
35a	114830	KIT, REPAIR ASCO VALVE, L8220G410	A/R
36	115640	BOOSTER, THRUSH #1200 SST	1
37	602366	PIPING ASSY., WATER IN, STEAM BSTR, RL, W/ION, (STANDARD)	1
37a	602366-PLC	PIPING ASSY., WATER., IN, STEAM BOOSTER RL, W/ION (PRO)	1
38	115661	ION WATER CONDITIONER, 2.2- 4.7 GPM	1
39	116234	ION WATER CONDITIONER, 0.1- 1.1 GPM	1
40	103418	BUSHING, REDUCING, 1/2" NPT X 1/8" NPT, BRASS (PRO)	1

Figure - 40 (Parts List)

**This Page
Intentionally
Left Blank**

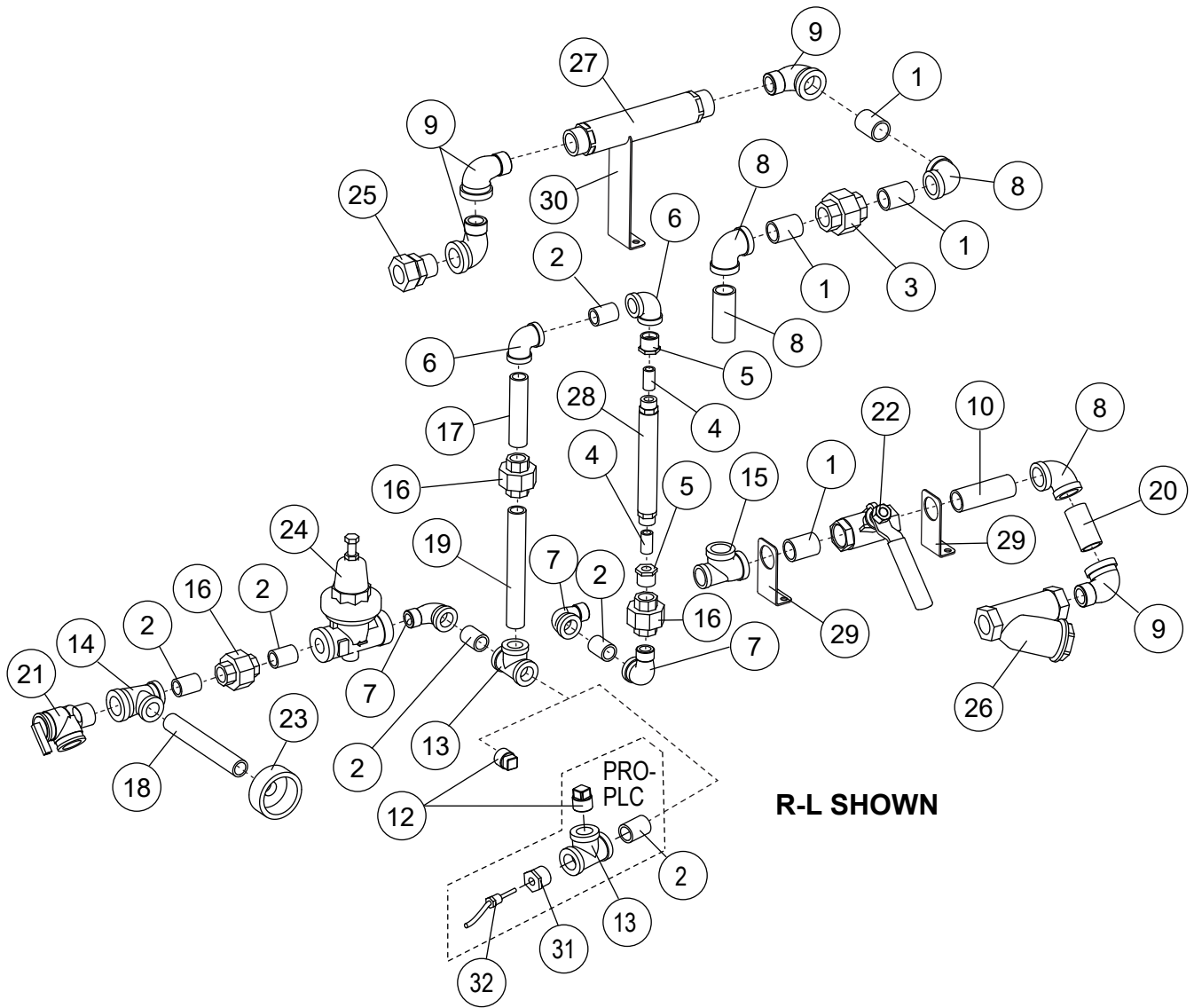


Figure - 41

Item No.	Part No.	DESCRIPTION	QTY.
1	100184	NIPPLE, CLOSE, 3/4" NPT, BRASS	4
2	100209	NIPPLE, CLOSE, 1/2" NPT, BRASS	5
3	100571	UNION, 3/4" NPT, BRASS	1
4	100947	NIPPLE, CLOSE, 1/4" NPT, BRASS	2
5	102388	BUSHING, REDUCING, 1/2" NPT X 1/4" NPT, BRASS	2
6	102435	ELBOW, 1/2" NPT X 90°, BRASS	2
7	102438	ELBOW , STREET, 1/2" NPT X 90°, BRASS	3
8	102442	ELBOW, 3/4" NPT X 90°, BRASS	3
9	102444	ELBOW, STREET, 3/4" NPT X 90°, BRASS	4
10	102470	NIPPLE, 3/4" X 3", BRASS	1
11	102489	NIPPLE, 3/4" NPT 2-1/2", BRASS	1
12	102504	PLUG, 1/2" NPT, SQUARE HEAD, BRASS	1
13	102514	TEE, 1/2" NPT, BRASS	1
14	102524	TEE, REDUCING, 3/4" 1/2" X 1/2" NPT, BRASS	1
15	102525	TEE, REDUCING, 3/4" X 1/2" X 3/4" NPT, BRASS	1
16	102549	UNION, 1/2" NPT, BRASS	1
17	102569	NIPPLE, 1/2" NPT X 3-1/2", BRASS	3
18	102577	NIPPLE, 1/2" NPT X 5-3/4", BRASS	1
19	102578	NIPPLE, 1/2" NPT X 6", BRASS	1
20	102651	NIPPLE, 3/4" NPT X 2", BRASS	1
21	104649	VALVE, PRESSURE RELIEF, 3/4" NPT, BRONZE	1
22	104828	BALL, VALVE, 3/4" NPT, BRONZE	1
23	106582	BUSHING, REDUCING, 2" NPT, X 1/2" NPT, BRASS	1
24	108265	VALVE, PRESSURE REDUCING, 1/2" NPT, BRONZE	1
25	109879	FITTING, COMPRESSION 7/8" OD X 3/4" MPT, BRASS	1
26	110768	STRAINER, LINE, 3/4" NPT BRONZE, FEMALE	1
27	115661	ION WATER CONDITIONER, 2.2-4.7 GPM	1
28	116234	ION, WATER CONDITIONER, 0.1 -1.1 GPM	1
29	337019	BRACKET, 3/4" PIPE SUPPORT, STM BOOSTER W/ION	2
30	337306	BRACKET, CONDITIONER SUPPORT (For Item 27, P/N 115661)	1
31	103418	BUSHING, REDUCING, 1/2" NPT X 1/8" NPT, BRASS (PRO)	1
32	114435	THERMISTOR, 10kΩ, 36" LEAD, (PRO)	1

Figure - 41 (Parts List)

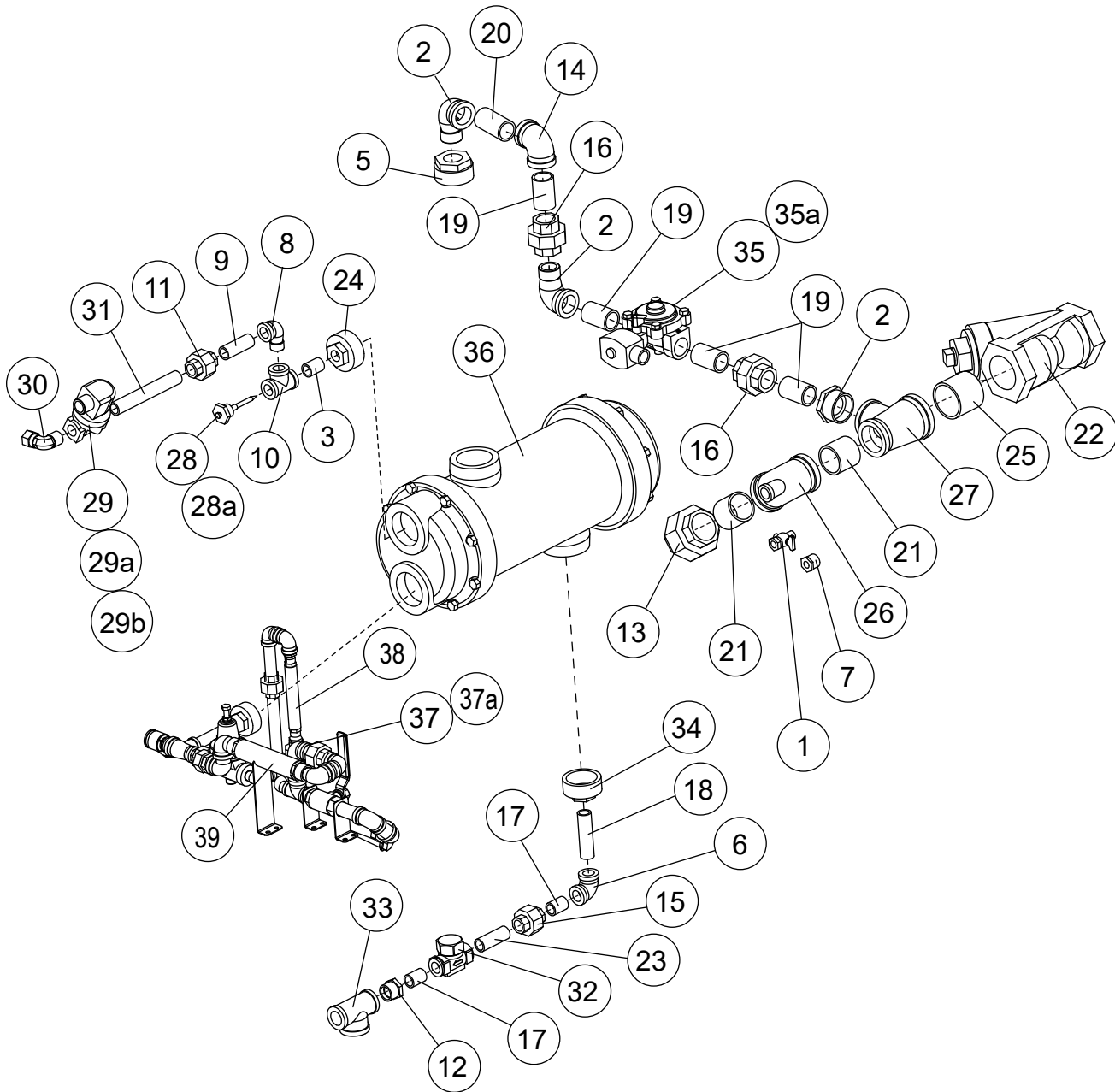


Figure - 42

Item No.	Part No.	DESCRIPTION	QTY.
1	100123	COCK, GAUGE, 1/4"	1
2	100134	ELBOW, STREET, 1" NPT X 90°, MI	2
3	100209	NIPPLE, CLOSE, 1/2" NPT, BRASS	1
4	100979	BUSHING, REDUCING, 1-1/2" NPT S 1" NPT, BI	1
5	100981	BUSHING, REDUCING, 2" NPT X 1" NPT, BI	1
6	102288	ELBOW, 1/2" NPT X 90°, MI	1
7	102402	BUSHING, REDUCING, 1/2" NPT X 1/4" NPT, BI	1
8	102438	ELBOW, STREET, 1/2" NPT X 90°, BRASS	1
9	102487	NIPPLE, 1/2" NPT X 2-1/4", BRASS	1
10	102514	TEE, 1/2" NPT, BRASS	1
11	102549	UNION, 1/2" NPT, BRASS	1
12	103465	BUSHING, REDUCING, 3/4" X 1/2" NPT	1
13	103586	UNION, 1-1/2" NPT, MI	1
14	105733	ELBOW, 1" NPT X 90°, MI	1
15	105778	UNION, 1/2" NPT, MI	1
16	105780	UNION, 1" NPT, MI	2
17	105782	NIPPLE, CLOSE, 1/2" NPT, X 2"	2
18	105786	NIPPLE, 1/2" NPT X 3", BI	1
19	105850	NIPPLE, 1" NPT, X 2", BI	4
20	105851	NIPPLE, 1/2" NPT X 2-1/2", BI	1
21	105881	NIPPLE, CLOSE, 1-1/2" NPT, BI	2
22	106051	STRAINER, LINE 2" NPT, BI	1
23	106427	NIPPLE, 1/2" NPT X 2-1/4" NPT, BI	1
24	106582	BUSHING, REDUCING, 2" NPT X 1/2" NPT, BRASS	1
25	106607	NIPPLE, CLOSE, 2" NPT, BI	1
26	107004	TEE, REDUCING, 1-1/2" X 1/2" X 1/2" NPT, MI	1
27	107657	TEE, REDUCING, 2" X 1-1/2" X 1-1/2" X 1-1/2" NPT, BI	1
28	109069	PROBE, THERMOSTAT, W/CAPILLARY, (STANDARD)	1
28a	117002	THERMISTOR, 10kΩ, ADJUSTABLE, (PRO)	1
29	109886	VALVE, SOLENOI.D., 1/2" NPT, HW PARKER	1
29a	109902	KIT, VALVE REPAIR 1/2"	A/R
29b	108516	COIL, SOLENOI.D. VALVE	A/R
30	109926	FITTING, COMPRESSION, 7/8" OD, X 3/4" MPT, EL, BRASS	1
31	111287	NIPPLE, 1/2" NPT X 5-1/2", BRASS	1
32	111380	STEAM TRAP, 1/2" NPT, TDC	1
33	112359	TEE, REDUCING, 3/4" X 3/4" X 1" NPT, BI	1

Figure - 42 (Parts List)

Continued on next page.

Continued from previous page.

Item No.	Part No.	DESCRIPTION	QTY.
34	112365	BUSHING, REDUCING, 2" NPT X 1/2" NPT, BI	1
35	114800	VALVE, 1" NPT, STEAM, ASCO, 120 VAC	1
35a	114830	KIT, REPAIR ASCO VALVE, L8220G410	A/R
36	115640	BOOSTER, THRUSH #1200 SST	1
37	602314	PIPING ASSY, WATER IN, STM BSTR., LR, W/ION (STANDARD)	1
37a	602314-PLC	PIPING ASSY, WATER IN, STM BSTR., LR, W/ION (PRO)	1
38	116234	ION WATER CONDITIONER 0.1-1.1GPM	1
39	115661	ION WATER CONDITIONER 2.2-4.7GPM	1

Figure - 42 (Parts List)

**This Page
Intentionally
Left Blank**

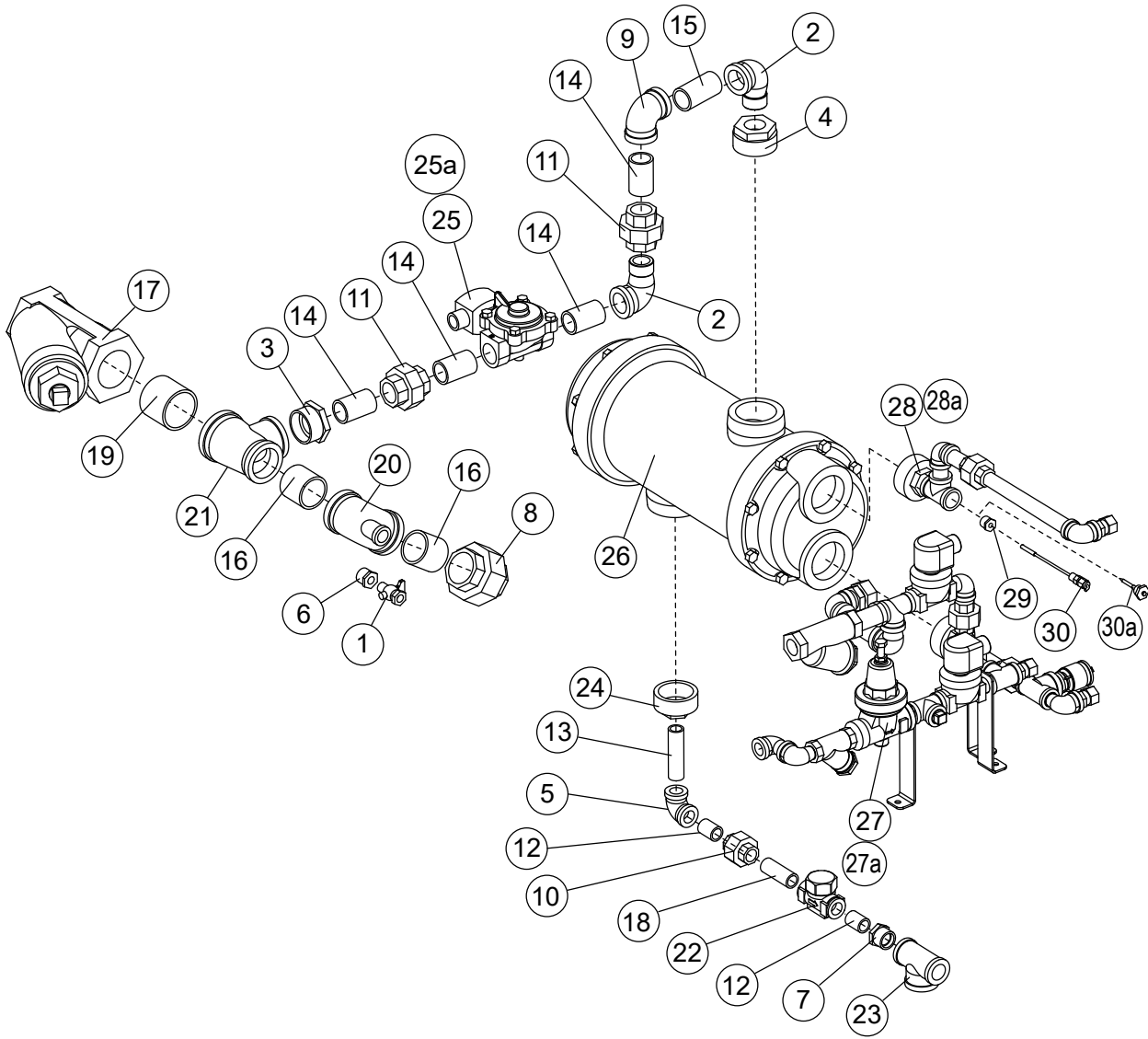


Figure - 43

Item No.	Part No.	DESCRIPTION	QTY.
1	100123	COCK, GAUGE, 1/4"	1
2	100134	ELBOW, STREET, 1" NPT X 90°, MI	2
3	100979	BUSHING, REDUCING, 1-1/2" NPT S 1" NPT, BI	1
4	100981	BUSHING, REDUCING, 2" NPT X 1" NPT, BI	1
5	102288	ELBOW, 1/2" NPT X 90°, MI	1
6	102402	BUSHING, REDUCING, 1/2" NPT X 1/4" NPT, BI	1
7	103465	BUSHING, REDUCING, 3/4" X 1/2" NPT	1
8	103586	UNION, 1-1/2" NPT, MI	1
9	105733	ELBOW, 1" NPT X 90°, MI	1
10	105778	UNION, 1/2" NPT, MI	1
11	105780	UNION, 1" NPT, MI	2
12	105782	NIPPLE, CLOSE, 1/2" NPT BI	2
13	105786	NIPPLE, 1/2" NPT X 3", BI	1
14	105850	NIPPLE, 1" NPT, X 2", BI	4
15	105851	NIPPLE, 1/2" NPT X 2-1/2", BI	1
16	105881	NIPPLE, CLOSE, 1-1/2" NPT, BI	2
17	106051	STRAINER, LINE 2" NPT, BI	1
18	106427	NIPPLE, 1/2" NPT X 2-1/4" NPT, BI	1
19	106607	NIPPLE, CLOSE, 2" NPT, BI	1
20	107004	TEE, REDUCING, 1-1/2" X 1/2" X 1/2" NPT, MI	1
21	107657	TEE, REDUCING, 2" X 1-1/2" X 1-1/2" X 1-1/2" NPT, BI	1
22	111380	STEAM TRAP, 1/2" NPT, TDC	1
23	112359	TEE, REDUCING, 3/4" X 3/4" X 1" NPT, BI	1
24	112365	BUSHING, REDUCING, 2" NPT X 1/2" NPT, BI	1
25	114800	VALVE, 1" NPT, STEAM, ASCO, 120 VAC	1
25a	114830	KIT, REPAIR ASCO VALVE, L8220G410	A/R
26	115640	BOOSTER, THRUSH #1200 SST	1
27	602440	PIPING ASSY, WATER INLET, RL, #1200 STM BSTR/HRU (STANDARD)	1
27a	602440-PLC	PIPING ASSY, WATER INLET, RL, #1200 STM BSTR/HRU (PRO)	1
28	602444	PIPING ASSY, #1200-SST, STM., BSTR EXIT, RL W/HRU (STANDARD)	1
28a	602444-PLC	PIPING ASSY, #1200-SST, STM., BSTR EXIT, RL W/HRU (PRO)	1
29	103418	BUSHING, REDUCING, 1/2" NPT X 1/8" NPT, BRASS	1
30	117002	THERMISTOR, ADJUSTABLE DEPTH (PRO)	1
30a	109069	PROBE, THERMOSTAT, W/CAPILLARY, (STANDARD)	1

Figure - 43 (Parts List)

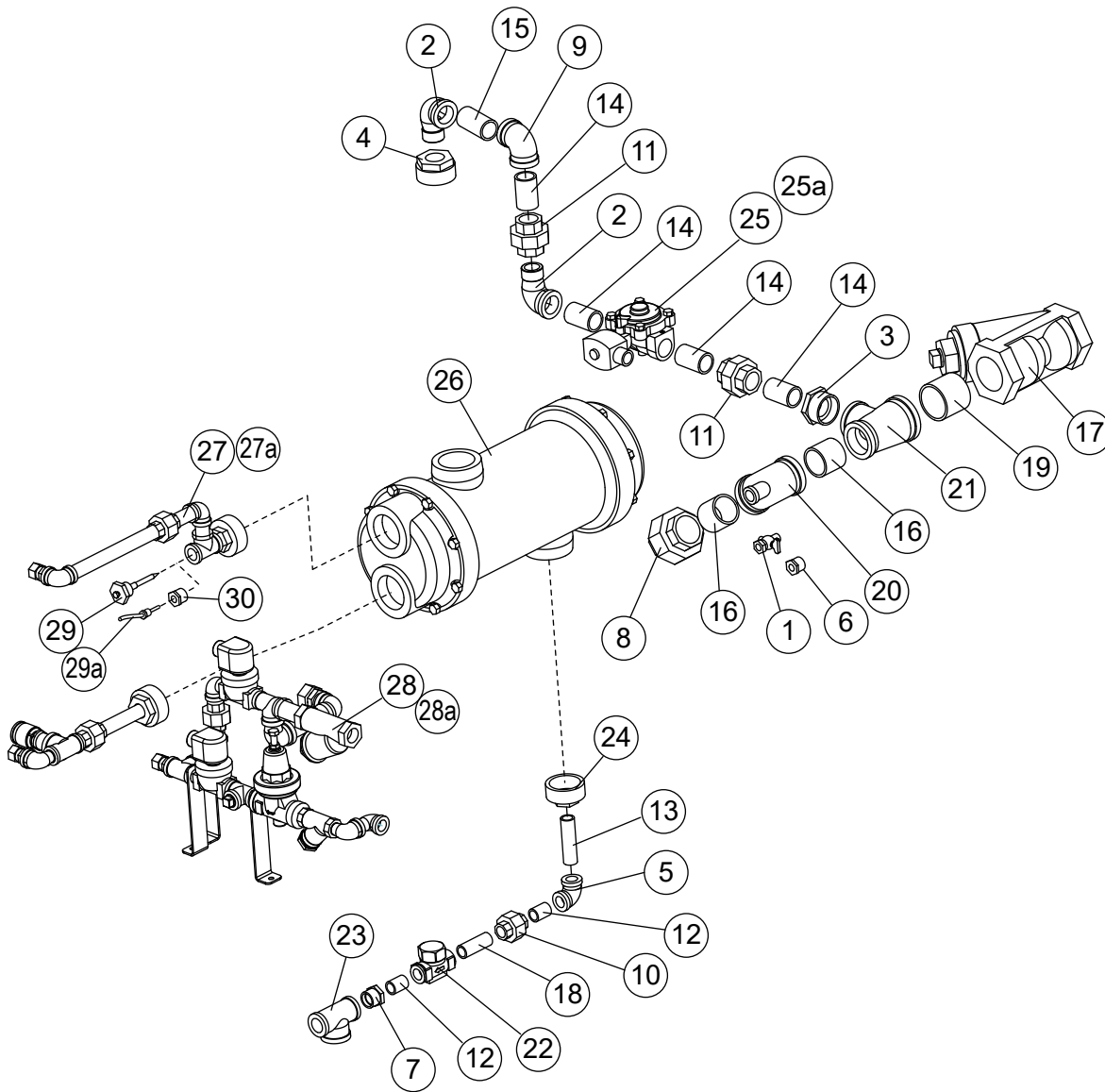


Figure - 44

Item No.	Part No.	DESCRIPTION	QTY.
1	100123	COCK, GAUGE, 1/4"	1
2	100134	ELBOW, STREET, 1" NPT X 90°, MI	2
3	100979	BUSHING, REDUCING, 1-1/2" NPT S 1" NPT, BI	1
4	100981	BUSHING, REDUCING, 2" NPT X 1" NPT, BI	1
5	102288	ELBOW, 1/2" NPT X 90°, MI	1
6	102402	BUSHING, REDUCING, 1/2" NPT X 1/4" NPT, BI	1
7	103465	BUSHING, REDUCING, 3/4" X 1/2" NPT	1
8	103586	UNION, 1-1/2" NPT, MI	1
9	105733	ELBOW, 1" NPT X 90°, MI	1
10	105778	UNION, 1/2" NPT, MI	1
11	105780	UNION, 1" NPT, MI	2
12	105782	NIPPLE, CLOSE, 1/2" NPT, BI	2
13	105786	NIPPLE, 1/2" NPT X 3", BI	1
14	105850	NIPPLE, 1" NPT, X 2", BI	4
15	105851	NIPPLE, 1/2" NPT X 2-1/2", BI	1
16	105881	NIPPLE, CLOSE, 1-1/2" NPT, BI	2
17	106051	STRAINER, LINE 2" NPT, BI	1
18	106427	NIPPLE, 1/2" NPT X 2-1/4" NPT, BI	1
19	106607	NIPPLE, CLOSE, 2" NPT, BI	1
20	107004	TEE, REDUCING, 1-1/2" X 1/2" X 1/2" NPT, MI	1
21	107657	TEE, REDUCING, 2" X 1-1/2" X 1-1/2" X 1-1/2" NPT, BI	1
22	111380	STEAM TRAP, 1/2" NPT, TDC	1
23	112359	TEE, REDUCING, 3/4" X 3/4" X 1" NPT, BI	1
24	112365	BUSHING, REDUCING, 2" NPT X 1/2" NPT, BI	1
25	114800	VALVE, 1" NPT, STEAM, ASCO, 120 VAC	1
25a	114830	KIT, REPAIR ASCO VALVE, L8220G410	A/R
26	115640	BOOSTER, THRUSH #1200 SST	1
27	602262	PIPING ASSY., WATER INLET, LR, #1200 STM BSTR/HRU (STANDARD)	1
27a	602262-PLC	PIPING ASSY., WATER INLET, LR, #1200 STM BSTR/HRU (PRO)	1
28	602441	PIPING ASSY., #1200-SST, STM., BSTR., EXIT, LR W/HRU (STANDARD)	1
28a	602441-PLC	PIPING ASSEMBLY, #1200-SST, STEAM BSTR EXIT, LR W/HRU (PRO)	1
29	109069	PROBE, THERMOSTAT, W/CAPILLARY, (STANDARD)	1
29a	117002	THERMISTOR, 10kΩ, ADJUSTABLE (PRO)	1
30	103418	BUSHING, REDUCING, 1/2" NPT X 1/8" NPT (PRO)	1

Figure - 44 (Parts List)

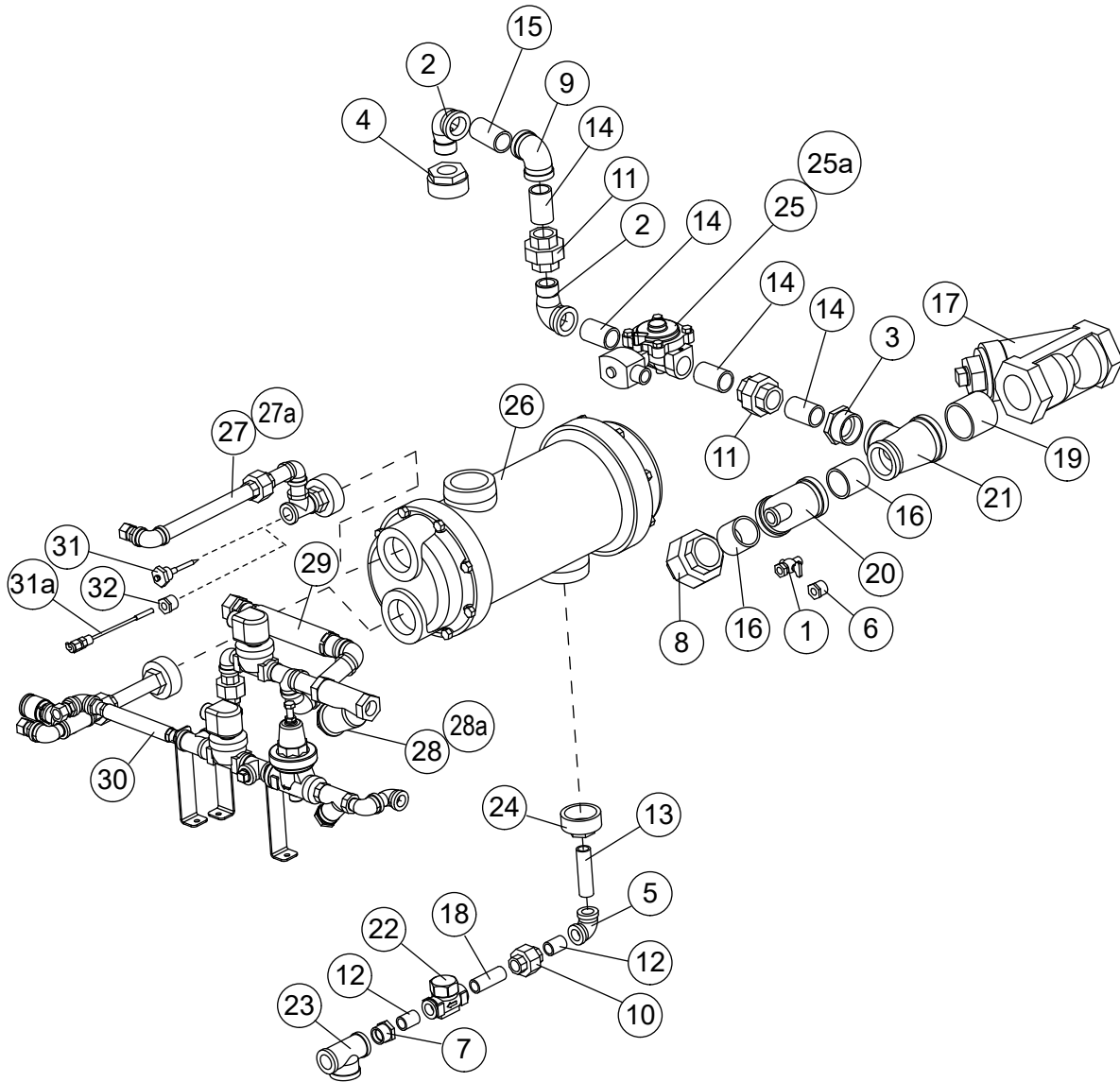


Figure - 45

Item No.	Part No.	DESCRIPTION	QTY.
1	100123	COCK, GAUGE, 1/4" NPT, BRASS	1
2	100134	ELBOW, STREET, 1" NPT X 90°, MI	2
3	100979	BUSHING, REDUCING, 1-1/2" NPT S 1" NPT, BI	1
4	100981	BUSHING, REDUCING, 2" NPT X 1" NPT, BI	1
5	102288	ELBOW, 1/2" NPT X 90°, MI	1
6	102402	BUSHING, REDUCING, 1/2" NPT X 1/4" NPT, BI	1
7	103465	BUSHING, REDUCING, 3/4" X 1/2" NPT	1
8	103586	UNION, 1-1/2" NPT, MI	1
9	105733	ELBOW, 1" NPT X 90°, MI	1
10	105778	UNION, 1/2" NPT, MI	1
11	105780	UNION, 1" NPT, MI	2
12	105782	NIPPLE, CLOSE, 1/2" NPT, BI	2
13	105786	NIPPLE, 1/2" NPT X 3", BI	1
14	105850	NIPPLE, 1" NPT, X 2", BI	4
15	105851	NIPPLE, 1/2" NPT X 2-1/2", BI	1
16	105881	NIPPLE, CLOSE, 1-1/2" NPT BI	2
17	106051	STRAINER, LINE 2" NPT, BI	1
18	106427	NIPPLE, 1/2" NPT X 2-1/4" NPT, BI	1
19	106607	NIPPLE, CLOSE, 2" NPT, BI	1
20	107004	TEE, REDUCING, 1-1/2" X 1/2" X 1/2" NPT, MI	1
21	107657	TEE, REDUCING, 2" X 1-1/2" X 1-1/2" X 1-1/2" NPT, BI	1
22	111380	STEAM TRAP, 1/2" NPT, TDC	1
23	112359	TEE, REDUCING, 3/4" X 3/4" X 1" NPT, BI	1
24	112365	BUSHING, REDUCING, 2" NPT X 1/2" NPT, BI	1
25	114800	VALVE, 1" NPT, STEAM, ASCO, 120 VAC	1
25a	114830	KIT, REPAIR ASCO VALVE, L8220G410	A/R
26	115640	BOOSTER, THRUSH #1200 SST	1
27	602262	PIPING ASSY, WATER EXIT, RL, #1200 STM BSTR, W/HRU (STANDARD)	1
27a	602262-PLC	PIPING ASSEMBLY, WATER EXIT, RL, #1200 STM BSTR, W/HRU (PRO)	1
28	602458	PIPING ASSY, #1200-SST, STEAM BSTR EXIT, RL HRU+ ION (STANDARD)	1
28a	602458-PLC	PIPING ASSEMBLY, #1200-SST, STEAM BSTR EXIT, RL HRU+ ION (PRO)	1
29	115661	ION WATER CONDITIONER 2.2-4.7GPM	1
30	116234	ION WATER CONDITIONER, 0.1-1.1 GPM	1
31	109069	PROBE, THERMOSTAT, W/CAPILLARY, (STANDARD)	1
31a	117002	THERMISTOR, 10kΩ, 40" LEAD, FLEXIBLE, ADJUSTABLE DEPTH (PRO)	1
32	103418	BUSHING, REDUCING, 1/2" NPT X 1/8" NPT, BRASS	1

Figure - 45 (Parts List)

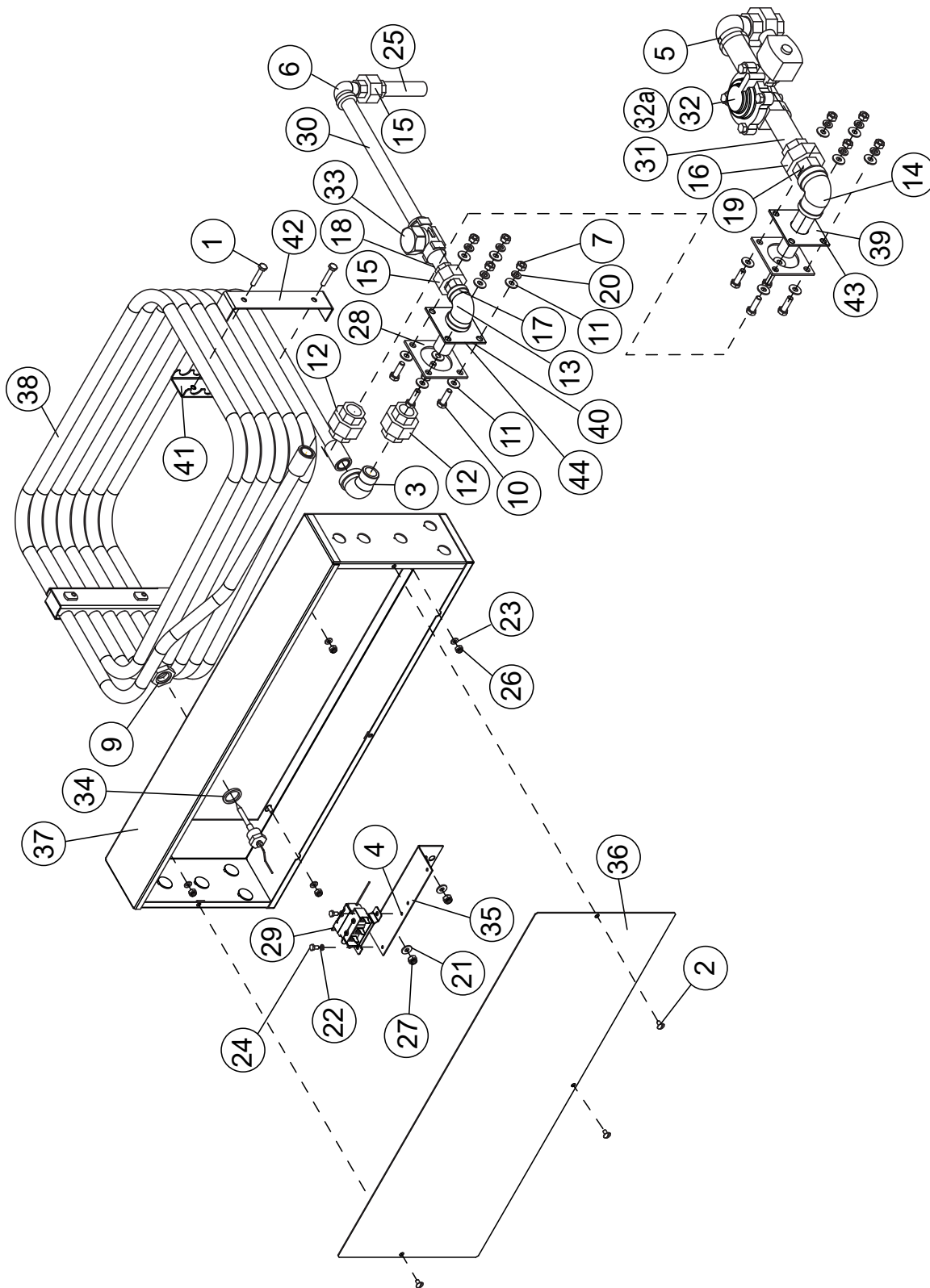


Figure - 46

Item No.	Part No.	DESCRIPTION	QTY.
1	100002	BOLT, HEX HEAD, 1/4-20 X 1-3/8" SST	4
2	100007	SCREW, 10-32 X 3/8", TRUSS HEAD, SST	3
3	100023	ELBOW, STREET, 3/4" NPT X 90°, SST	1
4	100109	WELD STUD, 1/4-20 X 1/2", SST	2
5	100134	ELBOW, STREET, 1" NPT X 90°, MI	1
6	100147	ELBOW, STREET, 1/2" NPT X 90°, MI	1
7	100154	NUT, PLAIN, 5/16-18, SST	8
8	100198	WELD STUD,, 10-32 X 1/2", SST	4
9	100547	LOCKNUT, 1/2" NPT SST	1
10	100740	BOLT, 5/16-18 X 1" SST, HEX HEAD	8
11	102376	WASHER, FLAT, 5/16" X 3/4" X 1/16", SST	16
12	102554	UNION, 3/4" NPT SST	2
13	105738	ELBOW, REDUCING, 3/4" NPT X 1/2" NPT X 90°, MI	1
14	105739	ELBOW, REDUCING, 1" NPT X 3/4" NPT X 90°, MI	1
15	105778	UNION, 1/2" NPT, MI	2
16	105780	UNION, 1" NPT, MI	2
17	105782	NIPPLE, CLOSE, 1/2" NPT, BI	1
18	105783	NIPPLE, 1/2" NPT X 2", BI	1
19	105847	NIPPLE, CLOSE, 1" NPT, BI	1
20	106013	WASHER, LOCK 5/16" SPLIT, SST	8
21	106026	WASHER, FLAT 1/4" SST	2
22	106486	WASHER, LOCK, #10 SPLIT, SST	2
23	107033	WASHER, FLAT	4
24	107136	BOLT, HEX HEAD, 10-32 X 3/8" SST	2
25	107488	NIPPLE, 1/2" NPT X 3-1/2", BI	1
26	107966	NUT, GRIP, 10-32 W/NYLON INSERT	4
27	107967	NUT, GRIP, 1/4-20 W/NYLON INSERT	2
28	108345	GASKET, HEATER/STANDPIPE	2
29	109069	THERMOSTAT, CONTROL W/CAPILLARY (STANDARD ONLY)	1
30	109580	NIPPLE, 1/2" NPT X 11", BI	1
31	109969	NIPPLE, 1" NPT X 3-3/4", BI	2
32	114800	VALVE, 1" ASCO STEAM #L8220G410	1
32a	114830	KIT, REPAIR 1" ASCO VALVE #L8220G410	A/R
33	111380	STEAM TRAP, 1/2" NPT, TDC	1
34	115489	O-RING	1
35	323430	BRACKET, THERMOSTAT	1

Figure - 46 (Parts List)

Continued on next page.

Continued from previous page.

Item No.	Part No.	DESCRIPTION	QTY.
36	335550	COVER, HEATER BOX, C4-BKT	1
37	335548	HEATER, BOX WELDMENT, C4-B	1
38	330129	STEAM COIL, WELDMENT C4-HP	1
39	330242	FLANGE, WELDMENT, STEAM, C3/C4 HP	1
40	330243	FLANGE, WELDMEMT, CONDENSATE, C3/C4 HP	1
41	330362	BRACKET, WELDMENT C4, STEAM COIL	2
42	330363	CAP, DEVELOPMENT STEAM COIL BRACKET	2
43	601798	PIPING SUB-ASSY, STEAM, C3/C4	1
44	601804	PIPING SUB-ASSY, CONDENSATE, C3/C4	1

Figure - 46 (Parts List)

**This Page
Intentionally
Left Blank**

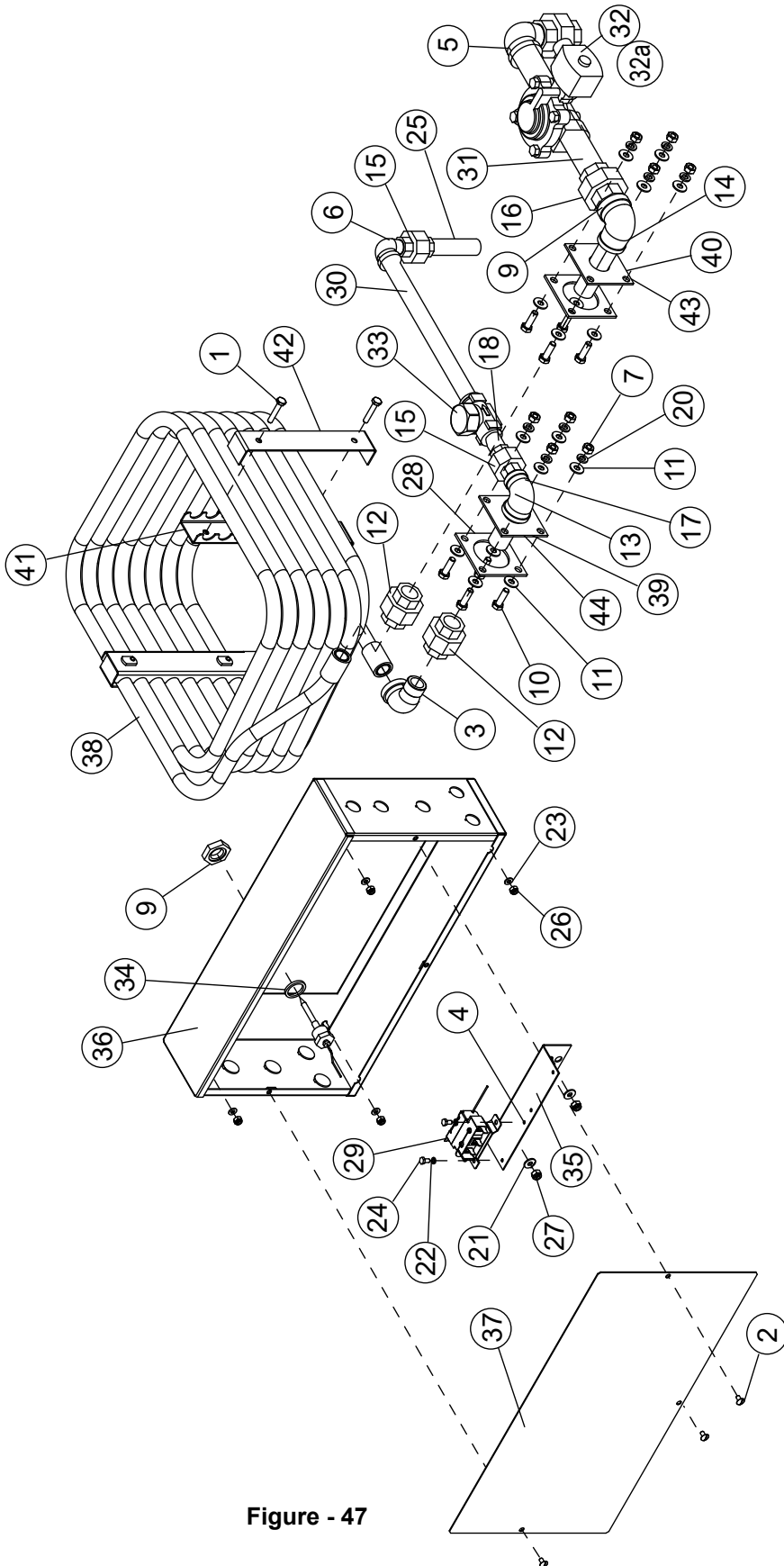


Figure - 47

Item No.	Part No.	DESCRIPTION	QTY.
1	100002	BOLT, HEX HEAD, 1/4-20 X 1-3/8" SST	4
2	100007	SCREW, 10-32 X 3/8", TRUSS HEAD, SST	3
3	100023	ELBOW, STREET, 3/4" NPT X 90°, SST	1
4	100109	WELD STUD, 1/4-20 X 1/2", SST	2
5	100134	ELBOW, STREET, 1" NPT X 90°, MI	1
6	100147	ELBOW, STREET, 1/2" NPT X 90°, MI	1
7	100154	NUT, PLAIN, 5/16-18, SST	8
8	100198	WELD STUD,, 10-32 X 1/2", SST	4
9	100547	LOCKNUT, 1/2" NPT SST	1
10	100740	BOLT, 5/16-18 X 1" SST, HEX HEAD	8
11	102376	WASHER, FLAT, 5/16" X 3/4" X 1/16", SST	16
12	102554	UNION, 3/4" NPT SST	2
13	105738	ELBOW, REDUCING, 3/4" NPT X 1/2" NPT X 90°, MI	1
14	105739	ELBOW, REDUCING, 1" NPT X 3/4" NPT X 90°, MI	1
15	105778	UNION, 1/2" NPT, MI	2
16	105780	UNION, 1" NPT, MI	2
17	105782	NIPPLE, CLOSE, 1/2" NPT, BI	1
18	105783	NIPPLE, 1/2" NPT X 2", BI	1
19	105847	NIPPLE, CLOSE, 1" NPT, BI	1
20	106013	WASHER, LOCK 5/16" SPLIT, SST	8
21	106026	WASHER, FLAT 1/4" SST	2
22	106486	WASHER, LOCK, #10 SPLIT, SST	2
23	107033	WASHER, FLAT	4
24	107136	BOLT, HEX HEAD, 10-32 X 3/8" SST	2
25	107488	NIPPLE, 1/2" NPT X 3-1/2", BI	1
26	107966	NUT, GRIP, 10-32 W/NYLON INSERT	4
27	107967	NUT, GRIP, 1/4-20 W/NYLON INSERT	2
28	108345	GASKET, HEATER/STANDPIPE	2
29	109069	THERMOSTAT, CONTROL W/CAPILLARY (STANDARD ONLY)	1
30	109580	NIPPLE, 1/2" NPT X 11", BI	1
31	109969	NIPPLE, 1" NPT X 3-3/4", BI	2
32	114800	VALVE, 1" ASCO STEAM #L8220G410	1
32a	114830	KIT, REPAIR 1" ASCO VALVE #L8220G410	A/R
33	111380	STEAM TRAP, 1/2" NPT, TDC	1
34	115489	O-RING	1
35	323430	BRACKET, THERMOSTAT	1
36	335549	HEATER BOX, C3-B	1

Figure - 47 (Parts List)

Continued on next page.

Continued from previous page.

Item No.	Part No.	DESCRIPTION	QTY.
37	335551	COVER, HEATER, BOX, C3-B	1
38	331116	STEAM COIL, WELDMENT C3-HP	1
39	330242	FLANGE, WELDMENT, STEAM, C3/C4 HP	1
40	330243	FLANGE, WELDMEMT, CONDENSATE, C3/C4 HP	1
41	331117	BRACKET, WELDMENT C3 STEAM COIL	2
42	331118	CAP, DEVELOPMENT STEAM COIL BRACKET	2
43	601798	PIPING SUB-ASSY, STEAM, C3/C4	1
44	601804	PIPING SUB-ASSY, CONDENSATE, C3/C4	1

Figure - 47 (Parts List)

**This Page
Intentionally
Left Blank**

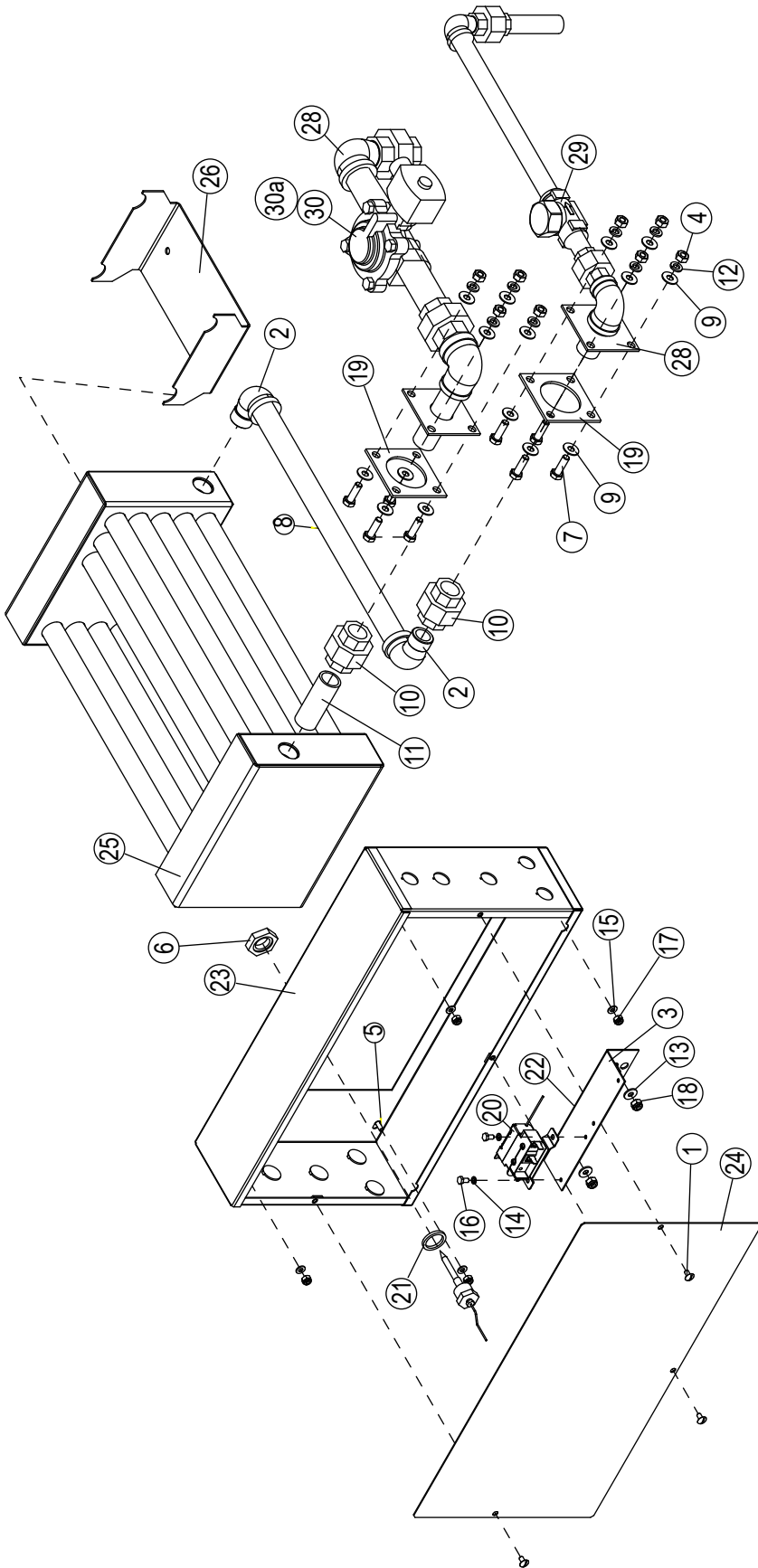


Figure - 48

Item No.	Part No.	DESCRIPTION	QTY.
1	100007	SCREW, 10-32 X 3/8", TRUSS HEAD, SST	3
2	100023	ELBOW, STREET, 3/4" NPT X 90°, SST	2
3	100109	WELD STUD, 1/4-20 X 1/2", SST	2
4	100154	NUT, PLAIN, 5/16-18, SST	4
5	100198	WELD STUD, 10-32 X 1/2", SST	4
6	100547	LOCKNUT, 1/2" NPT SST	1
7	100740	BOLT, 5/16-18 X 1" SST, HEX HEAD	4
8	101572	NIPPLE, 3/4" NPT, X 15-1/2" LG. SST	1
9	102376	WASHER, FLAT, 5/16" X 3/4" X 1/16", SST	8
10	102554	UNION, 3/4" NPT SST	2
11	105977	NIPPLE, 3/4" NPT X 2-3/4", SST	1
12	106013	WASHER, LOCK 5/16" SPLIT, SST	4
13	106026	WASHER, FLAT 1/4" SST	2
14	106486	WASHER, LOCK, #10 SPLIT, SST	2
15	107033	WASHER, FLAT	4
16	107136	BOLT, HEX HEAD, 10-32 X 3/8" SST	2
17	107966	NUT,GRIP 10-32, W/NYLON INSERT	4
18	107967	NUT, GRIP, 1/4-20 W/NYLON INSERT	2
19	108345	GASKET, HEATER/STANDPIPE	1
20	109069	THERMOSTAT, CONTROL W/CAPILLARY (STANDARD ONLY)	1
21	115489	O-RING	1
22	323430	BRACKET, THERMOSTAT	1
23	335549	HEATER BOX WELDMENT, C3-B	1
24	335551	COVER, HEATER BOX, C3-BKT	1
25	332055	COIL, WELDMENT, STEAM, C3 LP	1
26	332056	BRACKET, COIL SUPPORT, C3 LP	1
27	601798	PIPING SUB-ASSY, STEAM, C3/C4	1
28	601882	PIPING SUB-ASSY, CONDENSATE, C3 LP	1
29	111380	STEAM TRAP, 1/2" NPT, TDC	1
30	114800	VALVE, 1" ASCO STEAM #L8220G410	1
30a	114830	KIT, REPAIR 1" ASCO VALVE #L8220G410	A/R

Figure - 48 (Parts List)

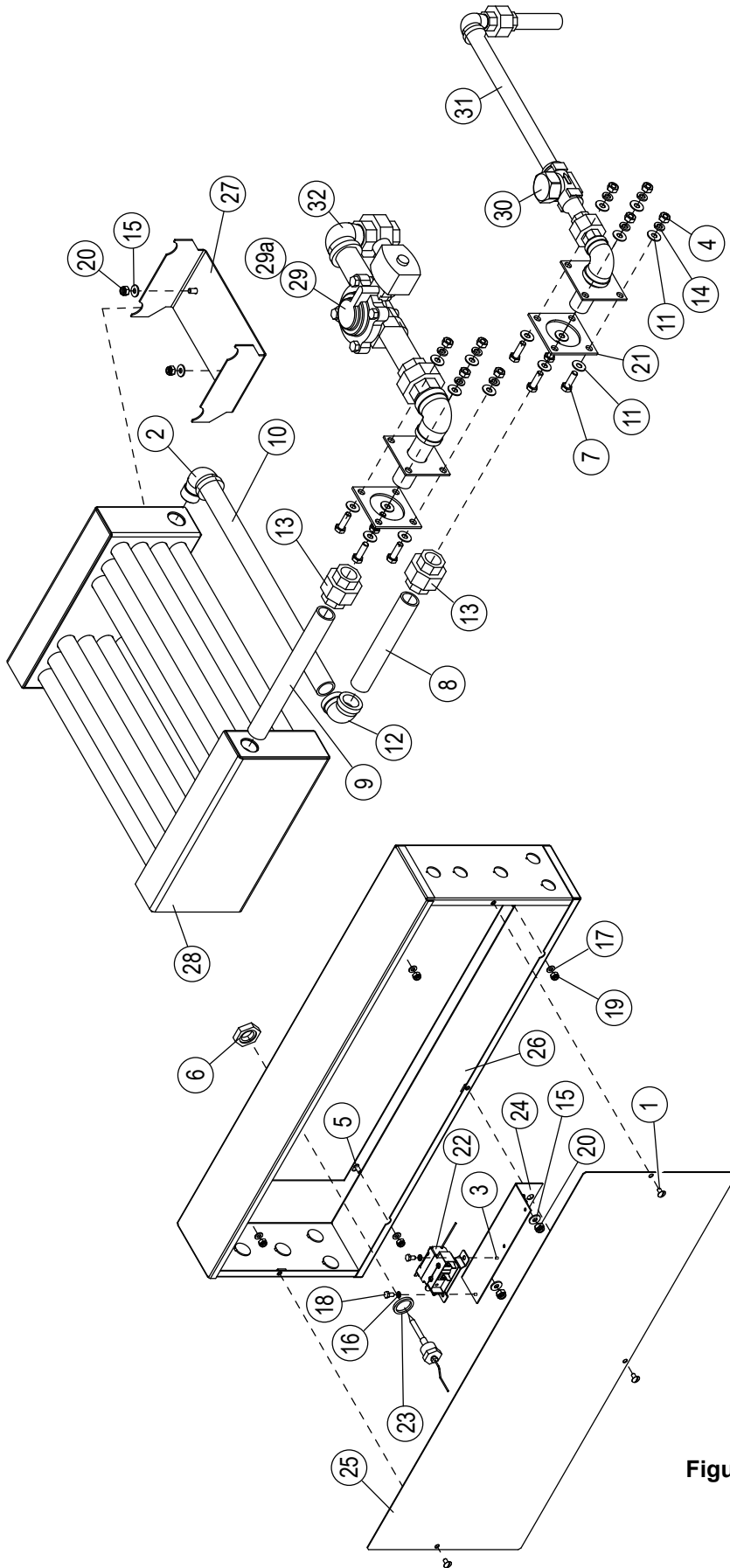


Figure - 49

Item No.	Part No.	DESCRIPTION	QTY.
1	100007	SCREW, 10-32 X 3/8", TRUSS HEAD, SST	3
2	100023	ELBOW, STREET, 3/4" NPT X 90°, SST	1
3	100109	WELD STUD, 1/4-20 X 1/2", SST	4
4	100154	NUT, PLAIN, 5/16-18, SST	8
5	100198	WELD STUD, 10-32 X 1/2", SST	4
6	100547	LOCKNUT, 1/2" NPT SST	1
7	100740	BOLT, 5/16-18 X 1" SST, HEX HEAD	8
8	101513	NIPPLE, 3/4" NPT, X 6-1/2", SST	1
9	101533	NIPPLE, 3/4" NPT, X 9", SST	1
10	101572	NIPPLE, 3/4" NPT, X 15-1/2", SST	1
11	102376	WASHER, FLAT, 5/16" X 3/4" X 1/16", SST	16
12	102443	ELBOW, 3/4" NPT X 90°, SST	1
13	102554	UNION, 3/4" NPT SST	2
14	106013	WASHER, LOCK 5/16" SPLIT, SST	8
15	106026	WASHER, FLAT 1/4" SST	4
16	106486	WASHER, LOCK, #10 SPLIT, SST	2
17	107033	WASHER, FLAT	4
18	107136	BOLT, HEX HEAD, 10-32 X 3/8" SST	2
19	107966	NUT, GRIP, 10-32, W/NYLON INSERT	4
20	107967	NUT, GRIP, 1/4-20 W/NYLON INSERT	4
21	108345	GASKET, HEATER/STANDPIPE	2
22	109069	THERMOSTAT, CONTROL W/CAPILLARY (STANDARD ONLY)	1
23	115489	O-RING	1
24	323430	BRACKET, THERMOSTAT	1
25	335550	COVER, HEATER BOX, C4-BKT	1
26	335548	HEATER BOX WELDMENT, C4-B	1
27	332056	BRACKET, COIL SUPPORT, C3 LP	1
28	332152	COIL, WELDMENT, STEAM, C4 LP	1
29	114800	VALVE, 1" ASCO STEAM #L8220G410	1
29a	114830	KIT, REPAIR 1" ASCO VALVE #L8220G410	A/R
30	111380	STEAM TRAP, 1/2" NPT, TDC	1
31	601804	PIPING SUB-ASSY, CONDENSATE, C3/C4	1
32	601798	PIPING SUB-ASSY, STEAM, C3/C4	1

Figure - 49 (Parts List)

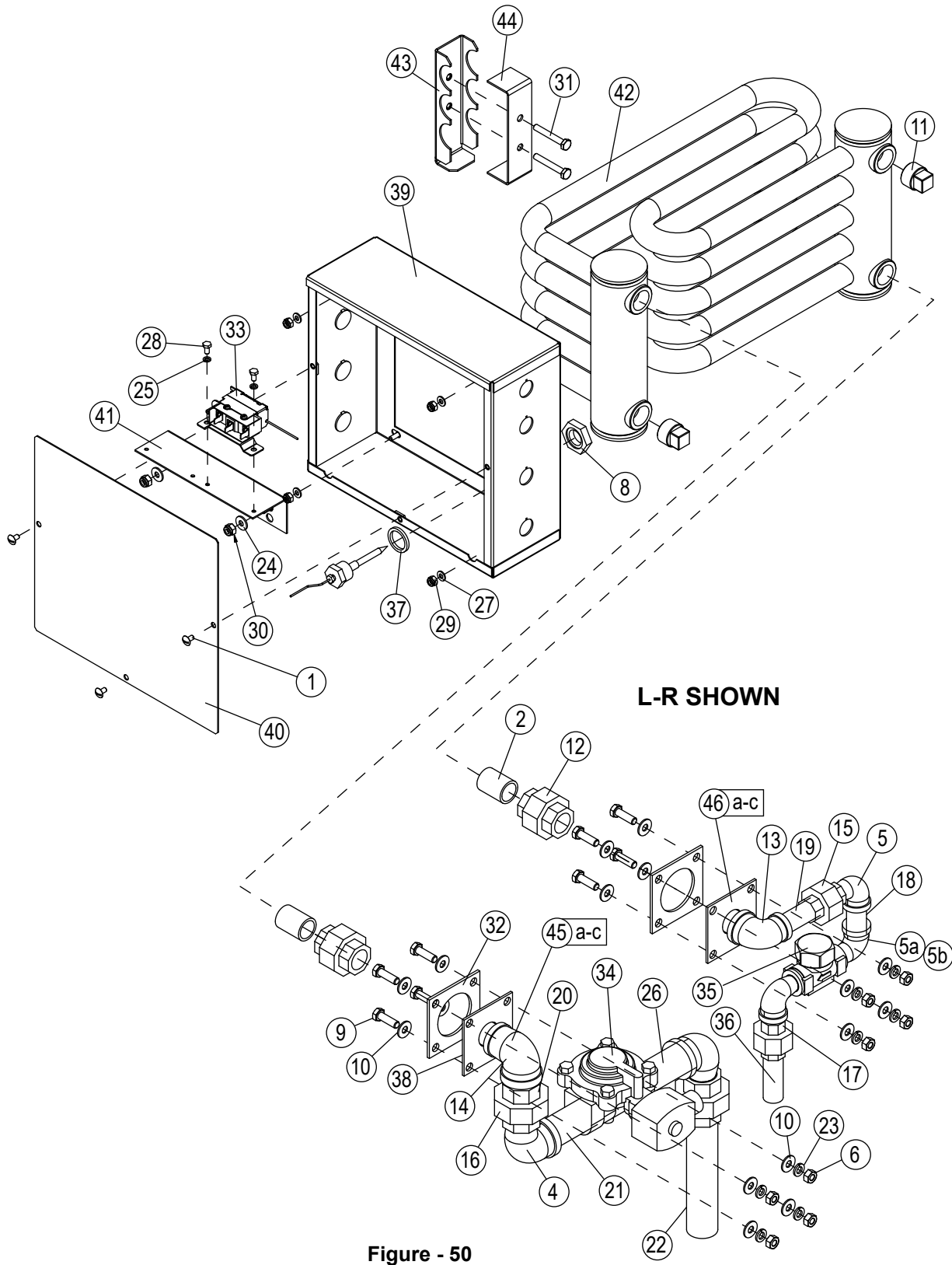


Figure - 50

Item No.	Part No.	DESCRIPTION	QTY.
1	100007	SCREW, 10-32 X 3/8", TRUSS HEAD, SST	3
2	100051	NIPPLE, CLOSE, 3/4" NPT, SST	2
3	100109	WELD STUD, 1/4-20 X 1/2", SST	2
4	100134	ELBOW, STREET, 1" NPT X 90°, MI	2
5	100147	ELBOW, STREET, 1/2" NPT X 90°, MI (EUCCW)	3
5a	102288	ELBOW, 1/2" NPT X 90°, MI (EUCC ONLY)	1
5b	107488	NIPPLE, 1/2" NPT X 3-1/2", BI (EUCC ONLY)	1
6	100154	NUT, PLAIN, 5/16-18, SST	8
7	100198	WELD STUD, 10-32 X 1/2", SST	4
8	100547	LOCKNUT, 1/2" NPT SST	1
9	100740	BOLT, 5/16-18 X 1" SST, HEX HEAD	8
10	102376	WASHER, FLAT, 5/16" X 3/4" X 1/16", SST	16
11	102506	PLUG, 3/4" NPT, SQUARE HEAD, SST	2
12	102554	UNION, 3/4" NPT, SST	2
13	105738	ELBOW, REDUCING, 3/4" NPT X 1/2" NPT X 90°, MI	1
14	105739	ELBOW, REDUCING, 1" NPT X 3/4" NPT X 90°, MI	1
15	105778	UNION, 1/2" NPT, MI	2
16	105780	UNION, 1" NPT, MI	2
17	105782	NIPPLE, CLOSE, 1/2" NPT, BI	1
18	105783	NIPPLE, 1/2" NPT X 2", BI	1
19	105785	NIPPLE, 1/2" NPT X 2-1/2", BI	1
20	105847	NIPPLE, CLOSE, 1" NPT, BI	1
21	105854	NIPPLE, 1" NPT X 3-1/4", BI	1
22	105863	NIPPLE, 1" NPT X 6-1/2", BI	1
23	106013	WASHER, LOCK 5/16" SPLIT, SST	8
24	106026	WASHER, FLAT 1/4" SST	2
25	106486	WASHER, LOCK, #10 SPLIT, SST	2
26	106789	NIPPLE, 1" NPT X 3-1/2", BI	1
27	107033	WASHER, FLAT	4
28	107136	BOLT, HEX HEAD, 10-32 X 3/8" SST	2
29	107966	NUT, GRIP, 10-32 W/NYLON INSERT	4
30	107967	NUT, GRIP, 1/4-20 W/NYLON INSERT	2
31	107999	BOLT, HEX HEAD, 1/4-20 X 1-3/4", SST	2
32	108345	GASKET, HEATER/STANDPIPE	2
33	109069	THERMOSTAT, CONTROL W/CAPILLARY (STANDARD ONLY)	1
34	114800	VALVE, 1" ASCO STEAM #L8220G410	1
34a	114830	KIT, REPAIR 1" ASCO VALVE #L8220G410	A/R

Figure - 50 (Parts List)

Continued on next page.

Continued from previous page.

Item No.	Part No.	DESCRIPTION	QTY.
35	111380	STEAM TRAP, 1/2" NPT, TDC	1
36	112508	NIPPLE, 1/2" NPT X 2-3/4", BI	1
37	115489	O-RING	1
38	307404	FLANGE, WELDMENT, STEAM	2
39	333159	HEATER BOX, WELDMENT, E2-B	1
40	333160	COVER, HEATER BOX, E2-BKT	1
41	323430	BRACKET, THERMOSTAT	1
42	330130	STEAM COIL, WELDMENT, E2 LP/HP	1
43	330246	BRACKET, WELDMENT STEAM COIL, E2	1
44	330247	CAP, STEAM COIL BRACKET, E2	1
45	601827	PIPING ASSY., STEAM, E2, LR (EUCCW)	1
45a	601871	PIPING ASSY., STEAM, E2, LR (EUCC)	1
45b	601824	PIPING ASSY., STEAM, E2, RL (EUCCW)	1
45c	601869	PIPING ASSY., STEAM, E2, RL (EUCC)	1
46	601828	PIPING ASSY., CONDENSATE, E2, LR (EUCCW)	1
46a	601872	PIPING ASSY., STEAM, E2, LR (EUCC)	1
46b	601824	PIPING ASSY., STEAM, E2, RL (EUCCW)	1
46c	601870	PIPING ASSY., CONDENSATE, E2, RL (EUCC)	1

Figure - 50 (Parts List)

**This Page
Intentionally
Left Blank**

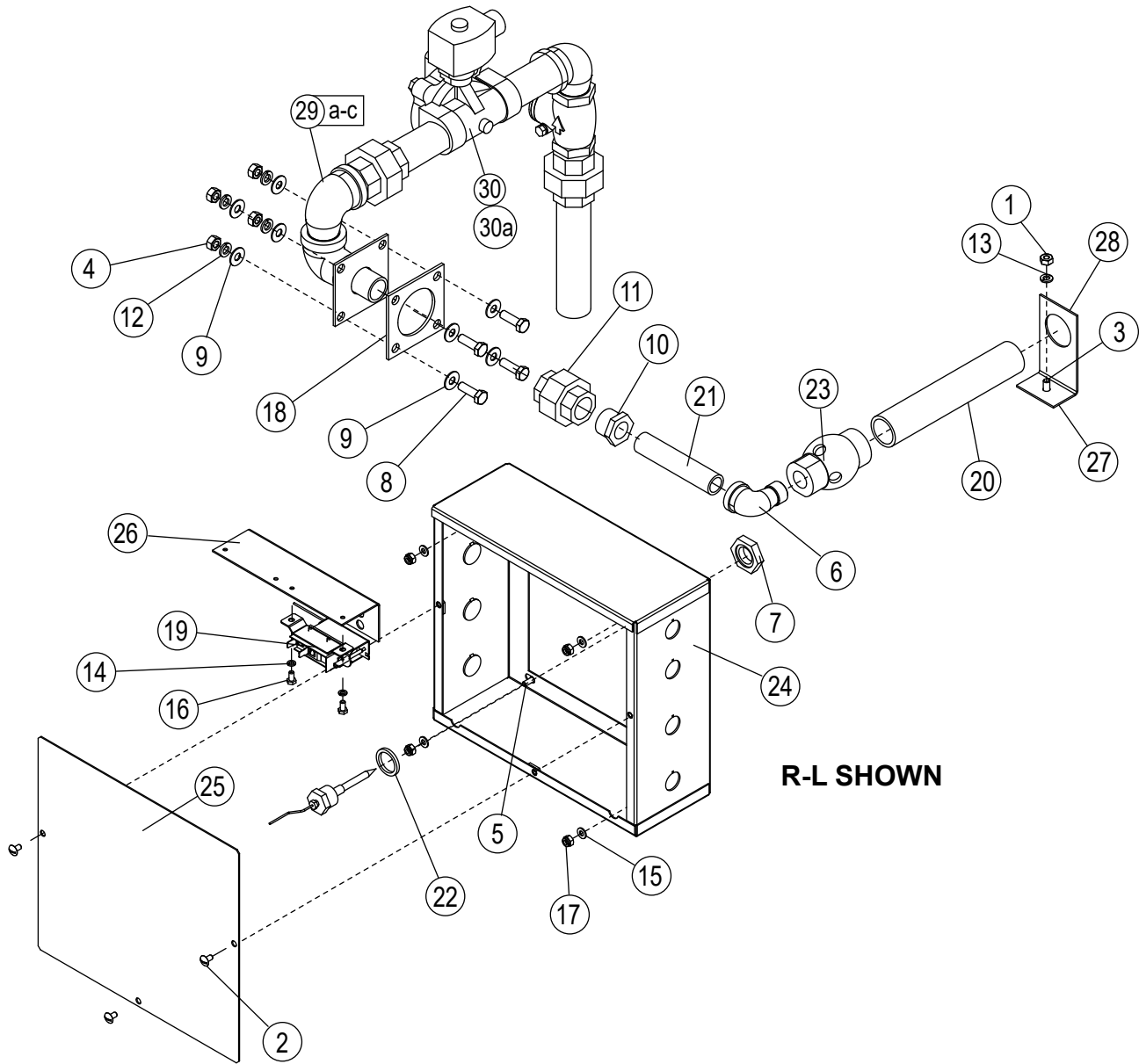


Figure - 51

Item No.	Part No.	DESCRIPTION	QTY.
1	100003	NUT, PLAIN, 1/4-20, SST	1
2	100007	SCREW, 10-32 X 3/8", TRUSS HEAD, SST	3
3	100109	WELD-STUD, 1/4-20 X 1/2", SST	1
4	100154	NUT, PLAIN, 5/16-18, SST	4
5	100198	WELD-STUD, 10-32 X 1/2", SST	4
6	100516	STREET, ELBOW, 1/2" NPT X 90°, SST	1
7	100547	LOCKNUT, 1/2" NPT SST	1
8	100740	BOLT, 5/16-18 X 1" SST, HEX HEAD	4
9	102376	WASHER, FLAT, 5/16" X 3/4" X 1/16", SST	8
10	102393	BUSHING, REDUCING, 3/4" NPT X 1/2" NPT, SST	1
11	102554	UNION, 3/4" NPT, SST	1
12	106013	WASHER, LOCK 5/16" SPLIT, SST	1
13	106482	WASHER, LOCK, 1/4" SPLIT SST	4
14	106486	WASHER, LOCK, #10 SPLIT, SST	2
15	107033	WASHER, FLAT	2
16	107136	BOLT, HEX HEAD, 10-32 X 3/8", SST	2
17	107966	NUT, GRIP, 10-32 W/NYLON INSERT	4
18	108345	GASKET, HEATER/STANDPIPE	1
19	109069	THERMOSTAT, CONTROL W/CAPILLARY (STANDARD ONLY)	1
20	111371	NIPPLE, TOE, 1" NPT X 7", SST	1
21	112259	NIPPLE, 1/2" NPT X 4", SST	1
22	115489	O-RING	1
23	201110	INJECTOR, STEAM	1
24	333159	HEATER BOX WELDMENT, E2-B	1
25	333160	COVER, HEATER BOX, E2-BKT	1
26	323430	BRACKET, THERMOSTAT	1
27	331176	BRACKET, STEAM INJECTOR, NIPPLE C3/C4	1
28	416918	BRACKET ASSY., STEAM INJECTOR NIPPLE	1
29	601862	PIPING ASSY., STEAM INJECTOR, E2, RL (EUCCW)	1
29a	601873	PIPING ASSY., STEAM INJECTOR, E2, RL (EUCC)	1
29b	601884	PIPING ASSY., STEAM INJECTOR, E2, LR (EUCCW)	1
29c	601883	PIPING ASSY., STEAM INJECTOR, E2, LR (EUCC)	1
30	114800	VALVE, 1" ASCO STEAM #L8220G410	1
30a	114830	KIT, REPAIR 1" ASCO VALVE #L8220G410	A/R

Figure - 51 (Parts List)

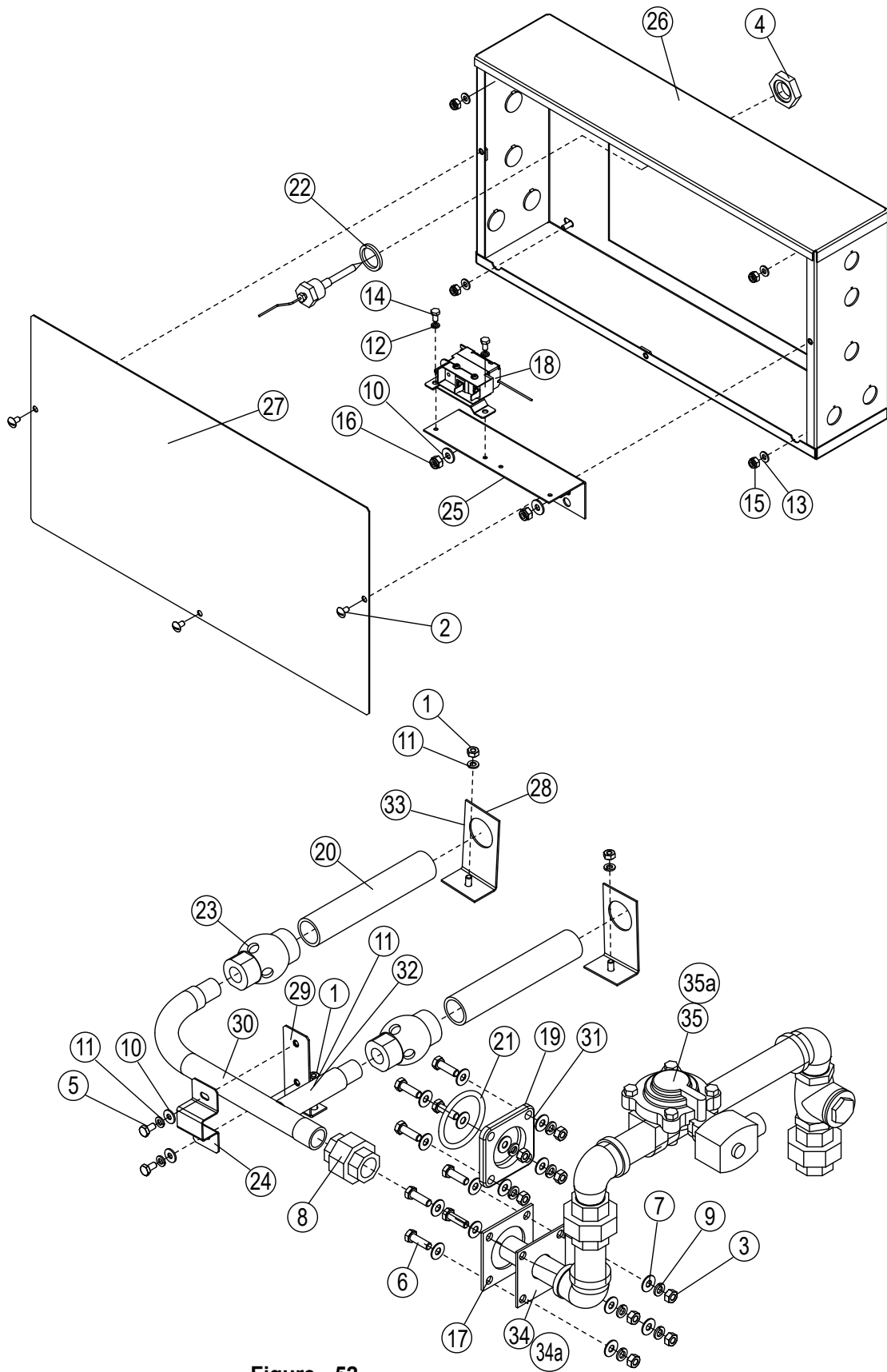


Figure - 52

Item No.	Part No.	DESCRIPTION	QTY.
1	100003	NUT, PLAIN, 1/4-20, SST	4
2	100007	SCREW, 10-32 X 3/8", TRUSS HEAD, SST	3
3	100154	NUT, PLAIN, 5/16-18, SST	8
4	100547	LOCKNUT, 1/2" NPT SST	1
5	100734	BOLT, HEX HEAD, 1/4-20 X 1/2" SST	2
6	100740	BOLT, 5/16-18 X 1" SST, HEX HEAD	8
7	102376	WASHER, FLAT, 5/16" X 3/4" X 1/16", SST	16
8	102554	UNION, 3/4" NPT SST	1
9	106013	WASHER, LOCK 5/16" SPLIT, SST	8
10	106026	WASHER, FLAT 1/4" SST	4
11	106482	WASHER, LOCK, 1/4" SPLIT SST	6
12	106486	WASHER, LOCK, #10 SPLIT, SST	2
13	107033	WASHER, FLAT	4
14	107136	BOLT, HEX HEAD, 10-32 X 3/8" SST	2
15	107966	NUT, GRIP, 10-32 W/NYLON INSERT	4
16	107967	NUT, GRIP, 1/4-20 W/NYLON INSERT	2
17	108345	GASKET, HEATER/STANDPIPE	2
18	109069	THERMOSTAT, CONTROL W/CAPILLARY (STANDARD ONLY)	1
19	109683	FLANGE, BLOCK-OFF, HEATER/CROSSFLOW	1
20	111371	NIPPLE, TOE, 1" NPT X 7", SST	2
21	112257	O-RING	1
22	115489	O-RING	1
23	201110	INJECTOR, STEAM	2
24	321512	CLAMP, STEAM INJECTOR, BRACKET	2
25	323430	BRACKET, THERMOSTAT	1
26	335550	COVER, HEATER BOX, C4-BKT	1
27	335548	HEATER BOX WELDMENT, C4-B	1
28	331176	BRACKET, STEAM INJECTOR, NPPL,C3/C4	2
29	331177	BRACKET, WELDMENT, STEAM INJECTOR SUPPORT	1
30	332116	MANIFOLD, WELDMENT, EUC-3FT STEAM INJECTOR	1
31	409067	BLOCK-OFF FLANGE ASSY., HEATER	1
32	416910	BRACKET ASSY., STEAM INJECTOR, SUPPORT	1
33	416918	BRACKET ASSY., STEAM INJECTOR NIPPLE	2
34	601861	PIPING, SUB-ASSY., C3/C4 STEAM INJECTOR (EUCCW)	1
34a	601868	PIPING, SUB-ASSY., C3/C4 STEAM INJECTOR (EUCC)	1
35	114800	VALVE, 1" ASCO STEAM #L8220G410	1
35a	114830	KIT, REPAIR 1" ASCO VALVE #L8220G410	A/R

Figure - 52 (Parts List)

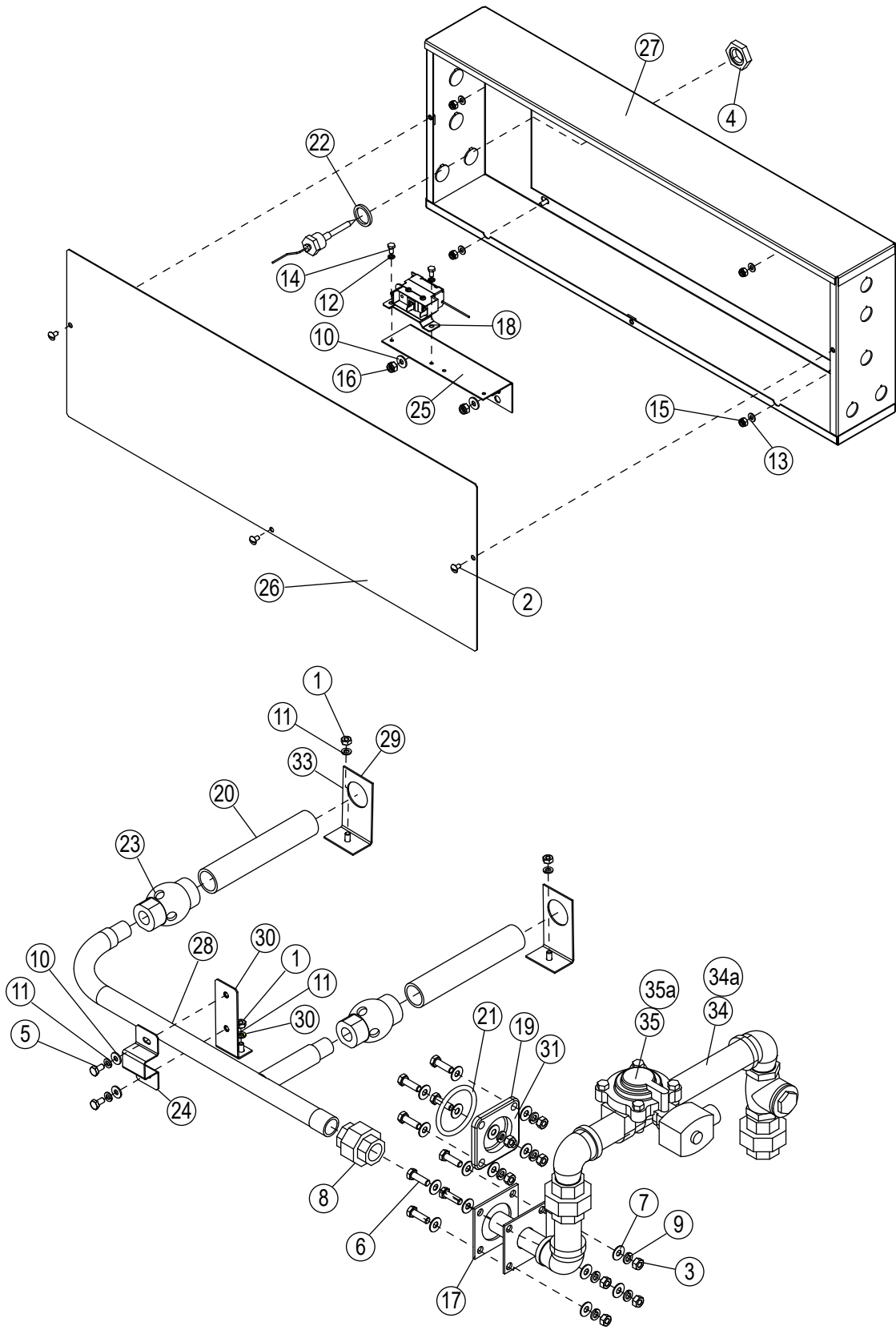


Figure - 53

Item No.	Part No.	DESCRIPTION	QTY.
1	100003	HEX PLAIN NUT, 1/4-20, SST	4
2	100007	SCREW, 10-32 X 3/8", TRUSS HEAD, SST	3
3	100154	NUT, PLAIN, 5/16-18, SST	8
4	100547	LOCKNUT, 1/2" NPT SST	1
5	100734	BOLT, HEX HEAD, 1/4-20 X 1/2 SST	2
6	100740	BOLT, 5/16-18 X 1" SST, HEX HEAD	2
7	102376	WASHER, FLAT, 5/16" X 3/4" X 1/16", SST	16
8	102554	UNION, 3/4" NPT SST	1
9	106013	WASHER, LOCK 5/16" SPLIT, SST	8
10	106026	WASHER, FLAT 1/4" SST	4
11	106482	WASHER, LOCK, 1/4" SPLIT SST	6
12	106486	WASHER, LOCK, #10 SPLIT, SST	2
13	107033	WASHER, FLAT	1
14	107136	BOLT, HEX HEAD, 10-32 X 3/8" SST	4
15	107966	NUT, GRIP, 10-32 W/NYLON INSERT	4
16	107967	NUT, GRIP, 1/4-20 W/NYLON INSERT	2
17	108345	GASKET, HEATER/STANDPIPE	2
18	109069	THERMOSTAT, CONTROL W/CAPILLARY (STANDARD ONLY)	1
19	109683	FLANGE, BLOCK-OFF, HEATER/CROSSFLOW	1
20	111371	NIPPLE, TOE, 1" NPT X 7", SST	2
21	112257	O-RING	1
22	115489	O-RING	1
23	201110	INJECTOR, STEAM	2
24	321512	CLAMP, STEAM INJECTOR, BRACKET	2
25	323430	BRACKKET, THERMOSTAT	1
26	335550	COVER, HEATER BOX, C4-BKT	1
27	335548	HEATER BOX WELDMENT, C4-B	1
28	331175	MANIFOLD, WELDMENT, STEAM INJECTOR, C4	1
29	331176	BRACKET, STEAM INJECTPR, NPPLE,C3/C4	2
30	331177	BRACKET, WELDMENT, STEAM INJECTOR SUPPORT	1
31	409067	BLOCK-OFF FLANGE ASSY., HEATER	1
32	416910	BRACKET ASSY., STEAM INJECTOR, SUPPORT	1
33	416918	BRACKET ASSY., STEAM INJECTOR NIPPLE	2
34	601861	PIPING, SUB-ASSY., INJECTOR STEAM, C3/C4, (EUCCW)	1
34a	601868	PIPING, SUB-ASSY., INJECTOR STEAM, C3/C4, (EUCC)	
35	114800	VALVE, 1" ASCO STEAM #L8220G410	1
35a	114830	KIT, REPAIR 1" ASCO VALVE #L8220G410	A/R
35	111380	STEAM TRAP, 1/2" NPT, TDC	1

Figure - 53 (Parts List)

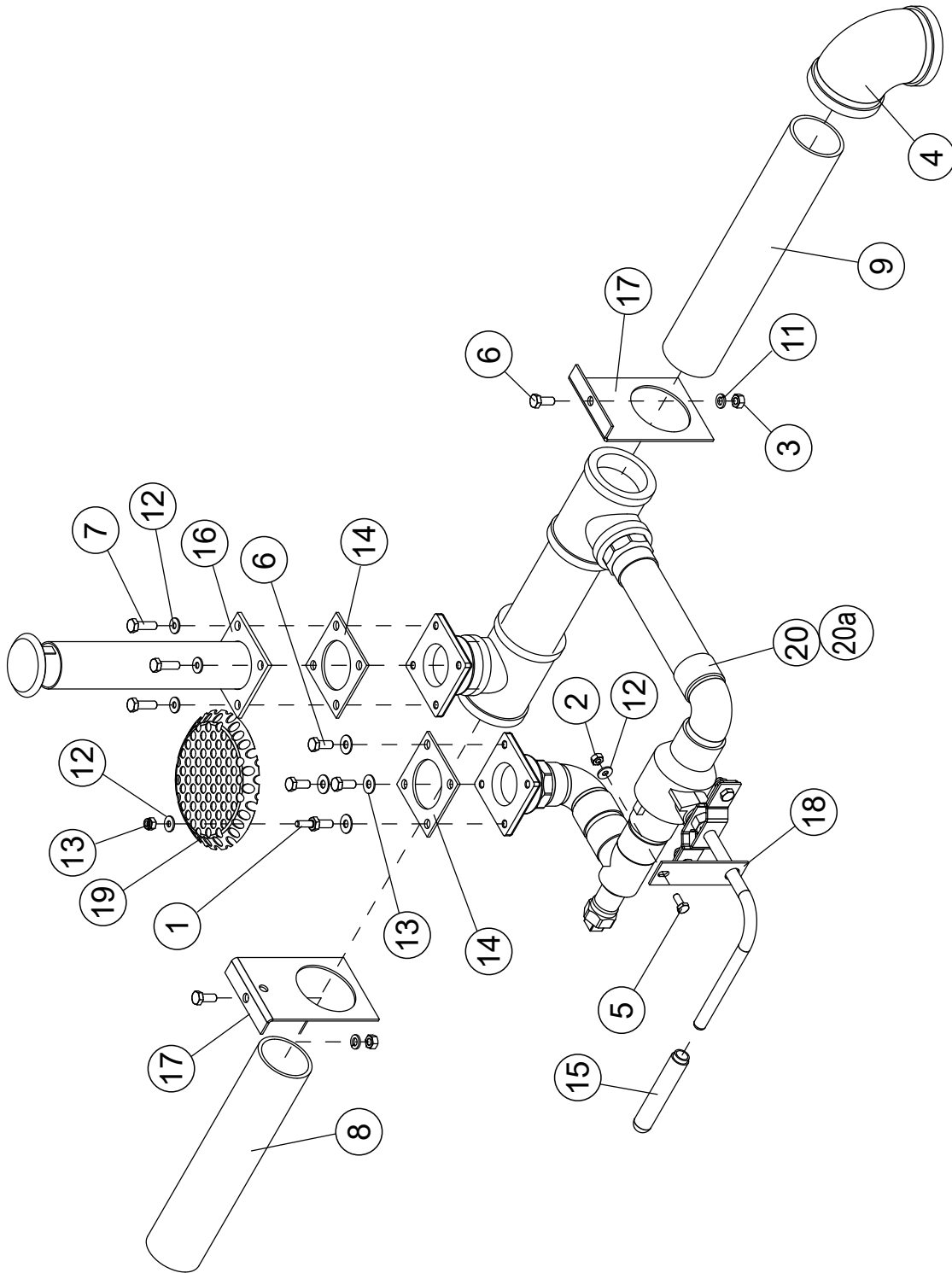


Figure - 54

Item No.	Part No.	DESCRIPTION	QTY.
1	100110	WELD-STUD, 1/4-20 X 3/4", SST	1
2	100141	HEX GRIP NUT, 1/4-20, CONTROL LOCK, SST	1
3	100154	NUT, PLAIN, 5/16-18, SST	2
4	100161	ELBOW, 2" NPT X 90°, GALVANIZED	1
5	100735	BOLT, HEX HEAD, 1/4-20 X 5/8", SST	1
6	100739	BOLT, HEX HEAD, 5/16-18 X 3/4", SST	6
7	100740	BOLT, 5/16-18 X 1" SST, HEX HEAD	4
8	101939	NIPPLE, TOE, 2" NPT X 11" NPT, GALVANIZED	1
9	101944	NIPPLE, 2" NPT, 12-1/2", GALVANIZED	1
10	102376	WASHER, FLAT, 5/16" X 3/4" X 1/16", SST	4
11	106013	WASHER, LOCK 5/16" SPLIT, SST	2
12	106026	WASHER, FLAT, 1/4" SST	6
13	107967	NUT, GRIP, 1/4-20 W/NYLON INSERT	1
14	108345	GASKET, HEATER/STANDPIPE	2
15	114185	GRIP, DRAIN HANDLE	1
16	305840	OVERFLOW WELDMENT, 9-1/2", UC	1
17	310259	BRACKET, DRAIN LINE SUPPORT, UC	2
18	329677	SUPPORT, BRACKET DRAIN HANDLE	1
19	335386	STRAINER, DRAIN, 6" DIAMETER	1
20	601819	DRAIN SUB-ASSY., PW 2" TRUNK, EUCCW	1
20a	601838	DRAIN, SUB-ASSY., PW 2" TRUNK, EUCC	1

Figure - 54 (Parts List)

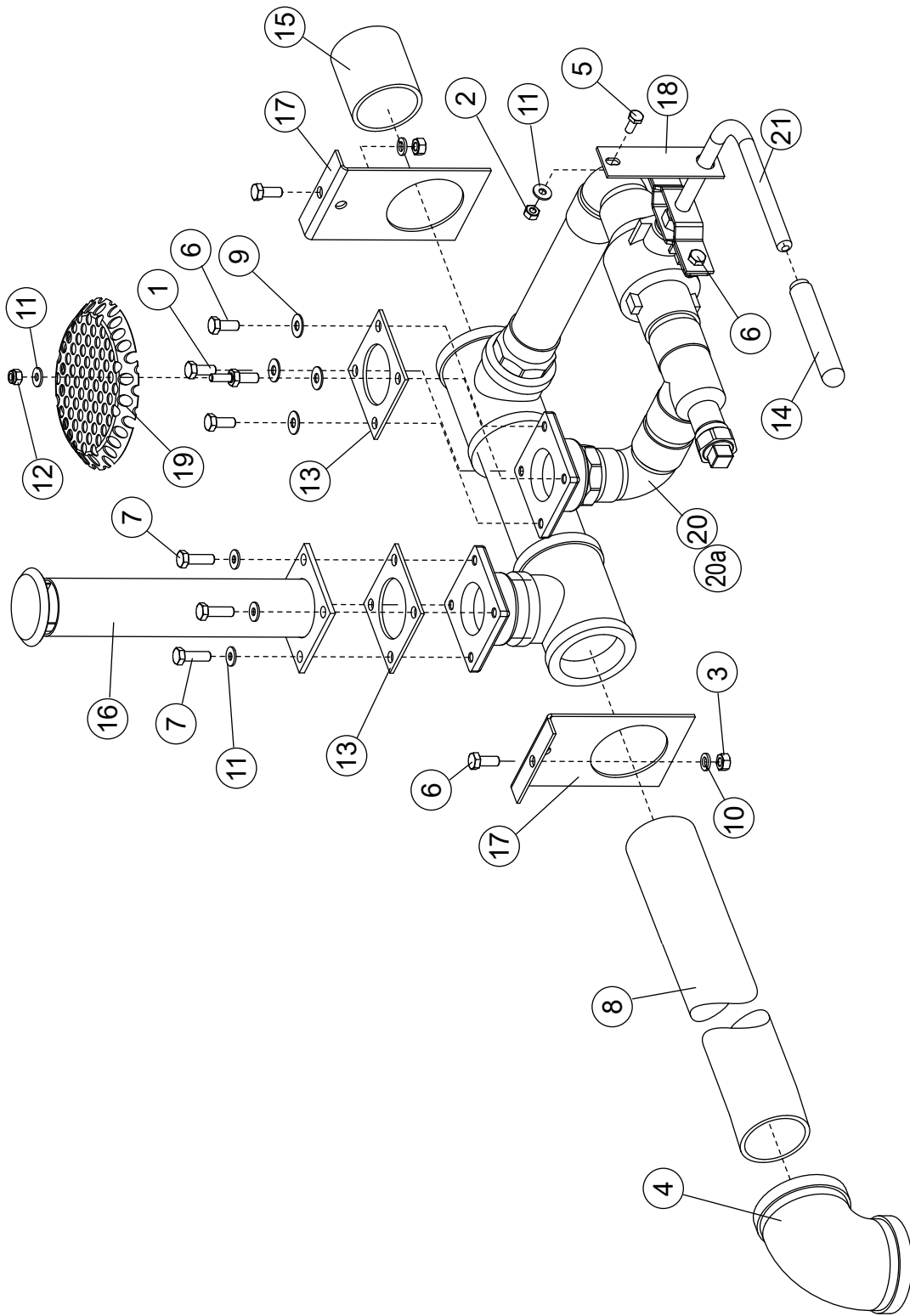


Figure - 55

Item No.	Part No.	DESCRIPTION	QTY.
1	100110	WELD-STUD, 1/4-20 X 3/4", SST	1
2	100141	HEX GRIP NUT, 1/4-20, CONTROL LOCK, SST	1
3	100154	NUT, PLAIN, 5/16-18, SST	2
4	100161	ELBOW, 2" NPT X 90°, GALVANIZED	1
5	100735	BOLT, HEX HEAD, 1/4-20 X 5/8", SST	1
6	100739	BOLT, HEX HEAD, 5/16-18 X 3/4", SST	6
7	100740	BOLT, 5/16-18 X 1" SST, HEX HEAD	4
8	101954	NIPPLE, 2" NPT, 21-1/2", GALVANIZED	1
9	102376	WASHER, FLAT, 5/16" X 3/4" X 1/16", SST	4
10	106013	WASHER, LOCK 5/16" SPLIT, SST	2
11	106026	WASHER, FLAT, 1/4" SST	6
12	107967	NUT, GRIP, 1/4-20 W/NYLON INSERT	1
13	108345	GASKET, HEATER/STANDPIPE	2
14	114185	GRIP, DRAIN HANDLE	1
15	114198	NIPPLE, TOE, 2" NPT X 2-1/2", GALVANIZED	1
16	305840	OVERFLOW WELDMENT, 9-1/2", UC	1
17	310259	BRACKET, DRAIN LINE SUPPORT, UC	2
18	329677	SUPPORT, BRACKET DRAIN HANDLE	1
19	335386	STRAINER, DRAIN, 6" DIAMETER	1
20	601819	DRAIN SUB-ASSY., PW 2" TRUNK, EUCCW	1
20a	601838	DRAIN SUB-ASSY., PW 2" TRUNK, EUCC	1
21	329675	HANDLE WELDMENT, DRAIN	1

Figure - 55 (Parts List)

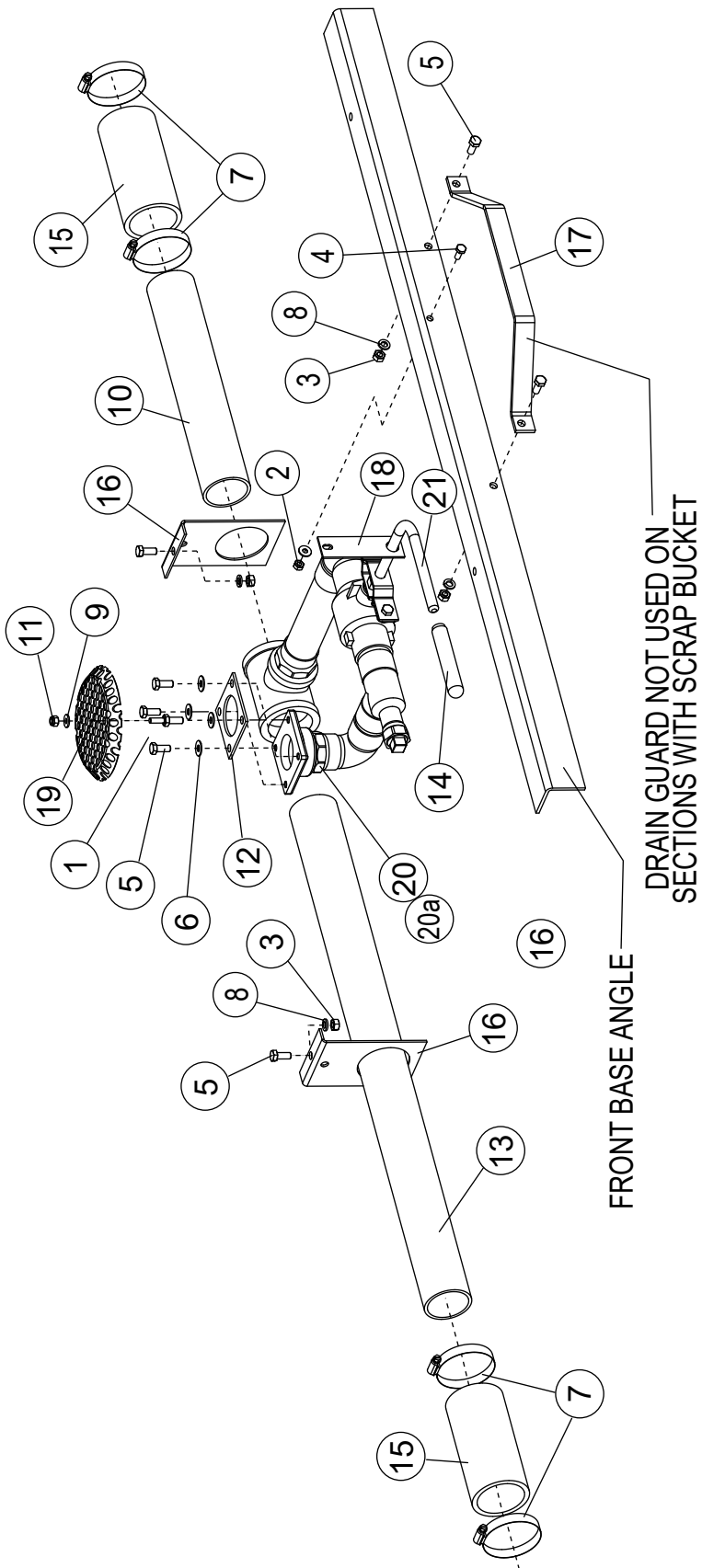


Figure - 56

Item No.	Part No.	DESCRIPTION	QTY.
1	100110	WELD-STUD, 1/4-20 X 3/4", SST	1
2	100141	NUT. GRIP, 1/4-20, CTR LOCK, SST	1
3	100154	NUT, PLAIN, 5/16-18, SST	4
4	100735	BOLT, HEX HEAD, 1/4-20 X 5/8", SST	1
5	100739	BOLT, HEX HEAD, 5/16-18 X 3/4", SST	8
6	102376	WASHER, FLAT, 5/16" X 3/4" X 1/16", SST	4
7	104165	CLAMP, HOSE M40.52/76, SST, GEAR-TYPE	4
8	106013	WASHER, LOCK 5/16" SPLIT, SST	4
9	106026	WASHER, FLAT, 1/4" SST	2
10	106631	NIPPLE, TOE, 2" NPT X 12-3/4" LG., GALV.	1
11	107967	NUT, GRIP, 1/4-20 W/NYLON INSERT	1
12	108345	GASKET, HEATER/STANDPIPE	1
13	114101	NIPPLE, TOE, 2" NPT X 30-1/2", LG., GALV.	1
14	114185	GRIP, DRAIN HANDLE	1
15	202073	HOSE, 2.375" I.D., X 6" LG., EPDM	2
16	310259	BRACKET, DRAIN LINE SUPPORT, UC	2
17	329130	GUARD, DRAIN VALVE	1
18	329677	SUPPORT, BRACKET DRAIN HANDLE	1
19	335386	STRAINER, DRAIN, 6" DIAMETER	1
20	601820	DRAIN SUB-ASSY., W/R, 2" TRUNK, EUCC	1
20a	601839	DRAIN SUB-ASSY., W/R, 2" TRUNK, EUCCW	1
21	329675	HANDLE WELDMENT, DRAIN	1

Figure - 56 (Parts List)

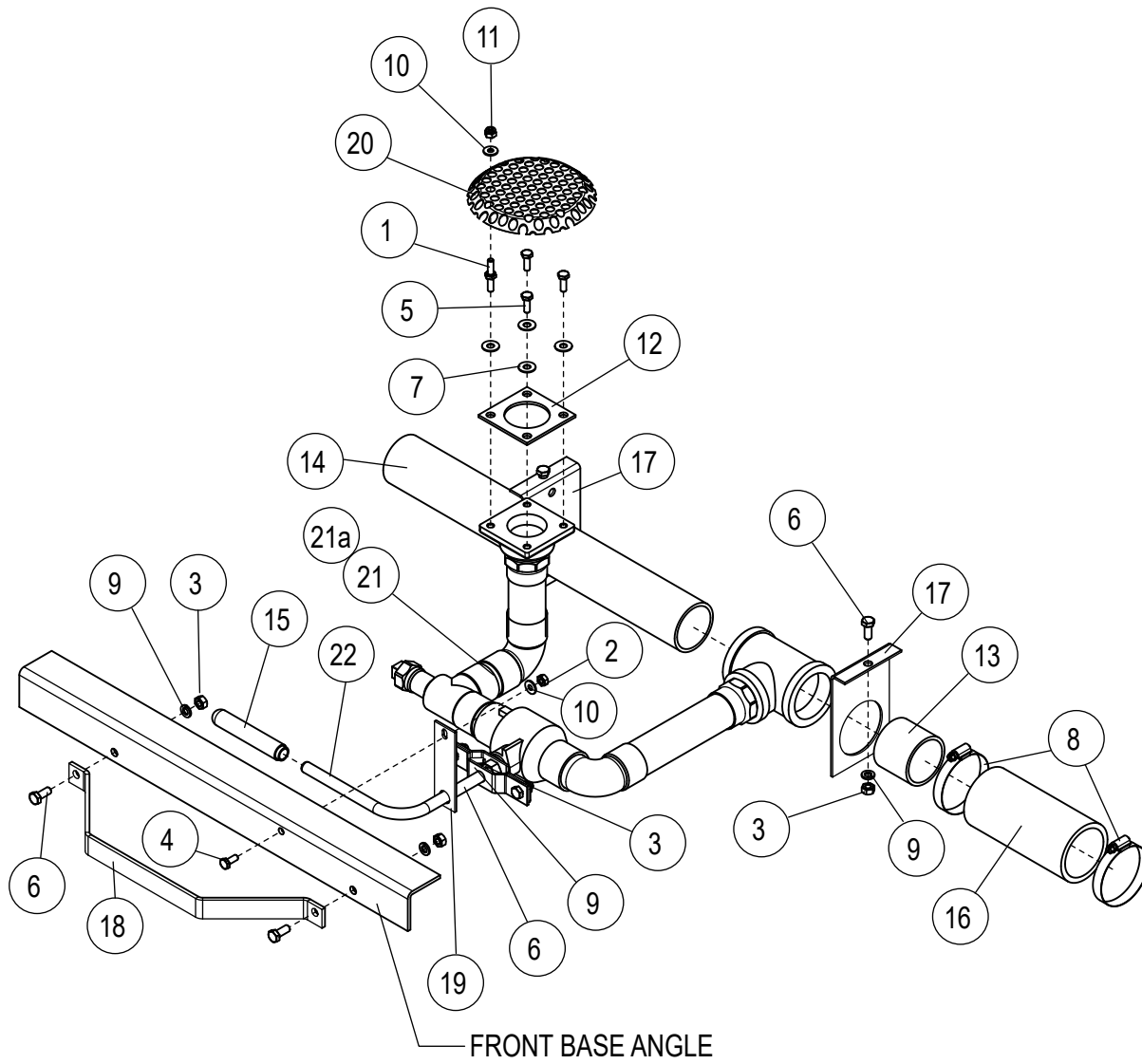


Figure - 57

Item No.	Part No.	DESCRIPTION	QTY.
1	100110	WELD-STUD, 1/4-20 X 3/4", SST	1
2	100141	HEX GRIP NUT, 1/4-20, CONTROL LOCK, SST	1
3	100154	NUT, PLAIN, 5/16-18, SST	4
4	100735	BOLT, HEX HEAD, 1/4-20 X 5/8", SST	1
5	100736	BOLT, HEX HEAD, 1/4-20 X 3/4", SST	4
6	100739	BOLT, HEX HEAD, 5/16-18 X 3/4", SST	8
5	102376	WASHER, FLAT, 5/16" X 3/4" X 1/16", SST	4
8	104165	CLAMP, HOSE, GEAR-TYPE	4
9	106013	WASHER, LOCK 5/16" SPLIT, SST	4
10	106026	WASHER, FLAT, 1/4" SST	2
11	107967	NUT, GRIP, 1/4-20 W/NYLON INSERT	1
12	108345	GASKET, HEATER/STANDPIPE	1
13	111903	NIPPLE, TOE, 2" NPT X 2", GALVANIZED	1
14	114106	NIPPLE, TOE, 2" NPT X 18", GALVANIZED	2
15	114185	GRIP, DRAIN HANDLE	1
16	202073	HOSE, 2-3/8" I.D. X 6", EPDM	1
17	310259	BRACKET, DRAIN LINE SUPPORT, UC	1
18	329130	GUARD, DRAIN VALVE	1
19	329677	SUPPORT BRACKET, DRAIN HANDLE	1
20	335386	STRAINER, DRAIN, 6" DIAMETER	1
21	601821	DRAIN SUB-ASSY., E2, 2" TRUNK EUCCW	1
21a	601840	DRAIN SUB-ASSY., E2, 2" TRUNK EUCC	1
22	329675	HANDLE WELDMENT, DRAIN	1

Figure - 57 (Parts List)

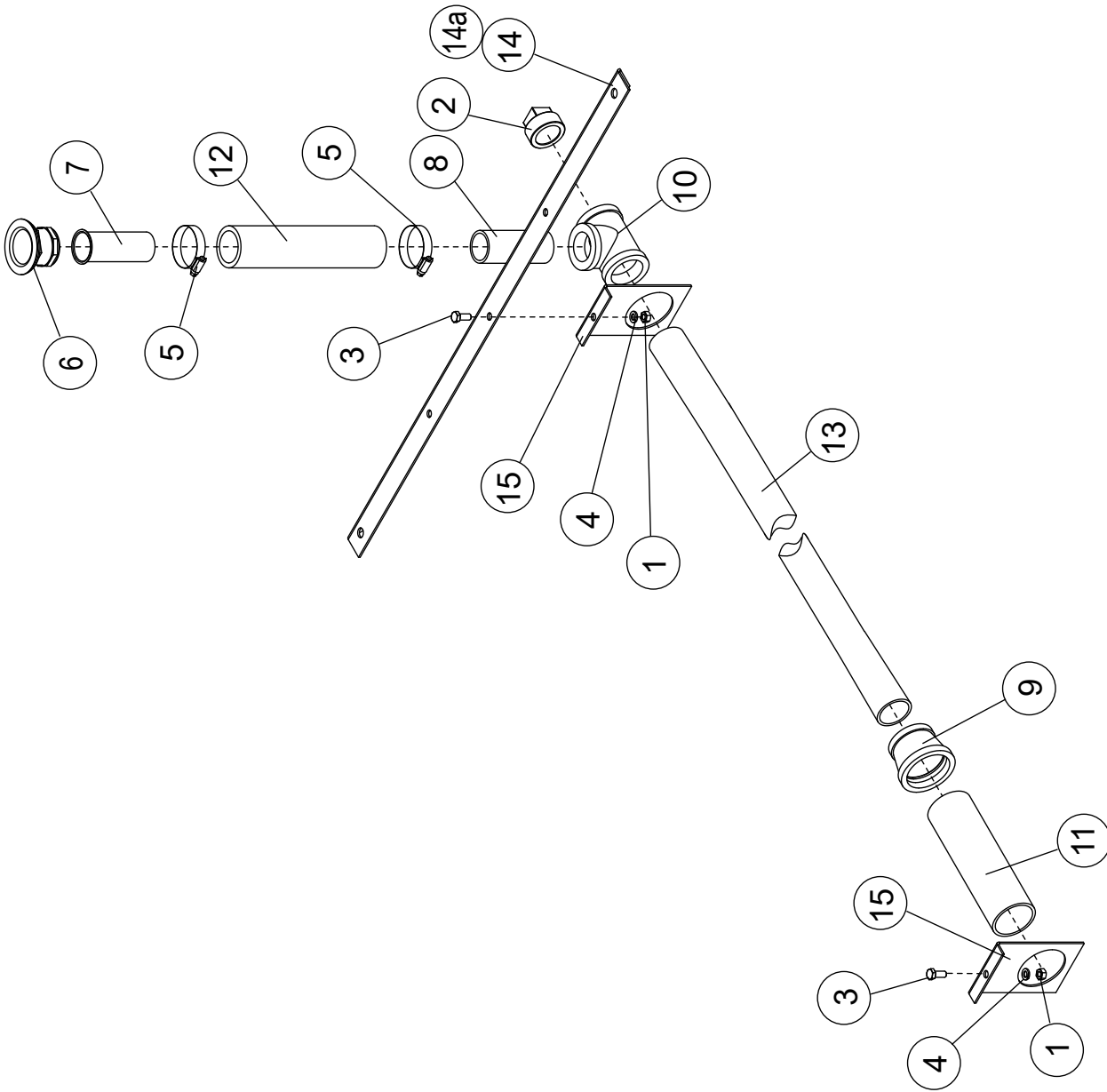


Figure - 58

Item No.	Part No.	DESCRIPTION	QTY.
1	100154	NUT, PLAIN, 5/16-18, SST	2
2	100587	PLUG, 1-1/2" NPT, GALVANIZED	1
3	100739	BOLT, HEX HEAD, 5/16-18 X 3/4" SST	2
4	106013	WASHER, LOCK, 5/16" SPLIT, SST	2
5	107340	CLAMP, HOSE, W/CS SCREW	2
6	107342	BASKET, DRAIN ASSY.,	1
7	107473	DRAIN, TAILPIECE RINSE	1
8	109184	NIPPLE, TOE, 1-1/4" NPT X 4", GALVANIZED	1
9	111245	COUPLING, REDUCING, 2" NPT X 1-1/2" NPT, GALV.	1
10	114216	TEE, 1-1/2" NPT X 1-1/2" NPT X 1-1/4" NPT, GALV.	1
11	114217	NIPPLE, TOE, 2" NPT X 8", GALVANIZED	1
12	114219	HOSE, 1.5/8" I.D. X 9", EPDM	1
13	114331	NIPPLE, 1-1/2" NPT X 36", GALVANIZED	1
14	206668	ANGLE, ELECTRIC BOOSTER SUPPORT, EUCCW	1
14a	206689	ANGLE, ELECTRIC BOOSTER SUPPORT, EUCC	1
15	310259	BRACKET, DRAIN LINE SUPPORT	2

Figure - 58 (Parts List)

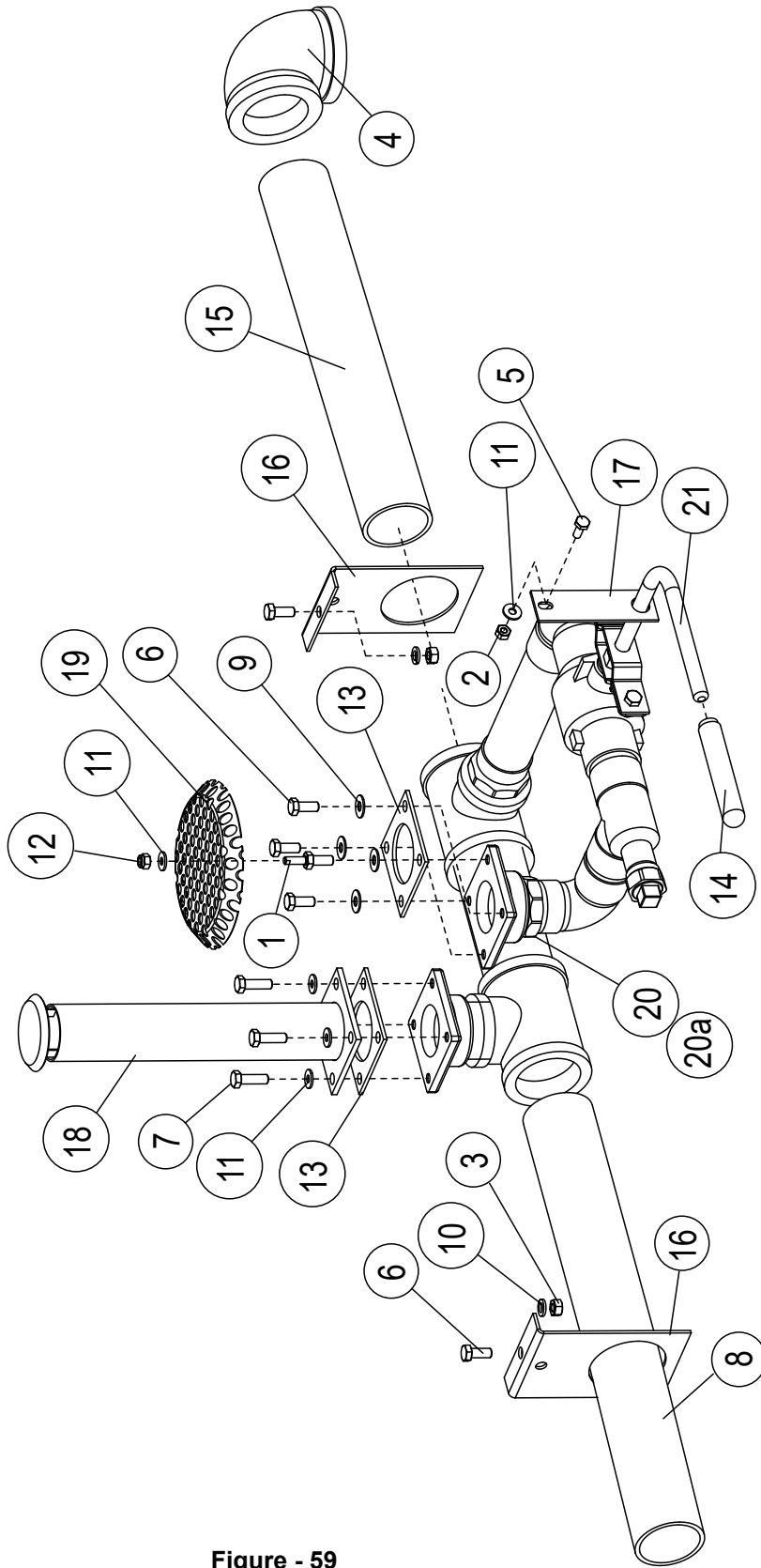


Figure - 59

Item No.	Part No.	DESCRIPTION	QTY.
1	100110	WELD-STUD, 1/4-20 X 3/4", SST	1
2	100141	HEX GRIP NUT, 1/4-20, CONTROL LOCK, SST	1
3	100154	NUT, PLAIN, 5/16-18, SST	2
4	100161	ELBOW, 2" NPT X 90° GALVANIZED	1
5	100735	BOLT, HEX HEAD, 1/4-20 X 5/8", SST	1
6	100739	BOLT, HEX HEAD, 5/16-18 X 3/4", SST	6
7	100740	BOLT, 5/16-18 X 1" SST, HEX HEAD	4
8	101956	NIPPLE, TOE, 2" NPT X 21-3/4", GALVANIZED	1
9	102376	WASHER, FLAT, 5/16" X 3/4" X 1/16", SST	4
10	106013	WASHER, LOCK 5/16" SPLIT, SST	2
11	106026	WASHER, FLAT, 1/4" SST	6
12	107967	NUT, GRIP, 1/4-20 W/NYLON INSERT	1
13	108345	GASKET, HEATER/STANDPIPE	1
14	114185	GRIP, DRAIN HANDLE	1
15	114253	NIPPLE, TOE, 2" NPT X 20-1/2", GALVANIZED	1
16	310259	BRACKET, DRAIN LINE SUPPORT	2
17	329677	SUPPORT BRACKET, DRAIN HANDLE	1
18	331132	OVERFLOW WELDMENT, 10-1/4", WASH	1
19	335386	STRAINER, DRAIN, 6" DIAMETER	1
20	601819	DRAIN SUB-ASSY., PW, 2" TRUNK EUCCW	1
20a	601838	DRAIN SUB-ASSY., PW, 2" TRUNK EUCC	1
21	329675	HANDLE WELDMENT, DRAIN	1

Figure - 59 (Parts List)

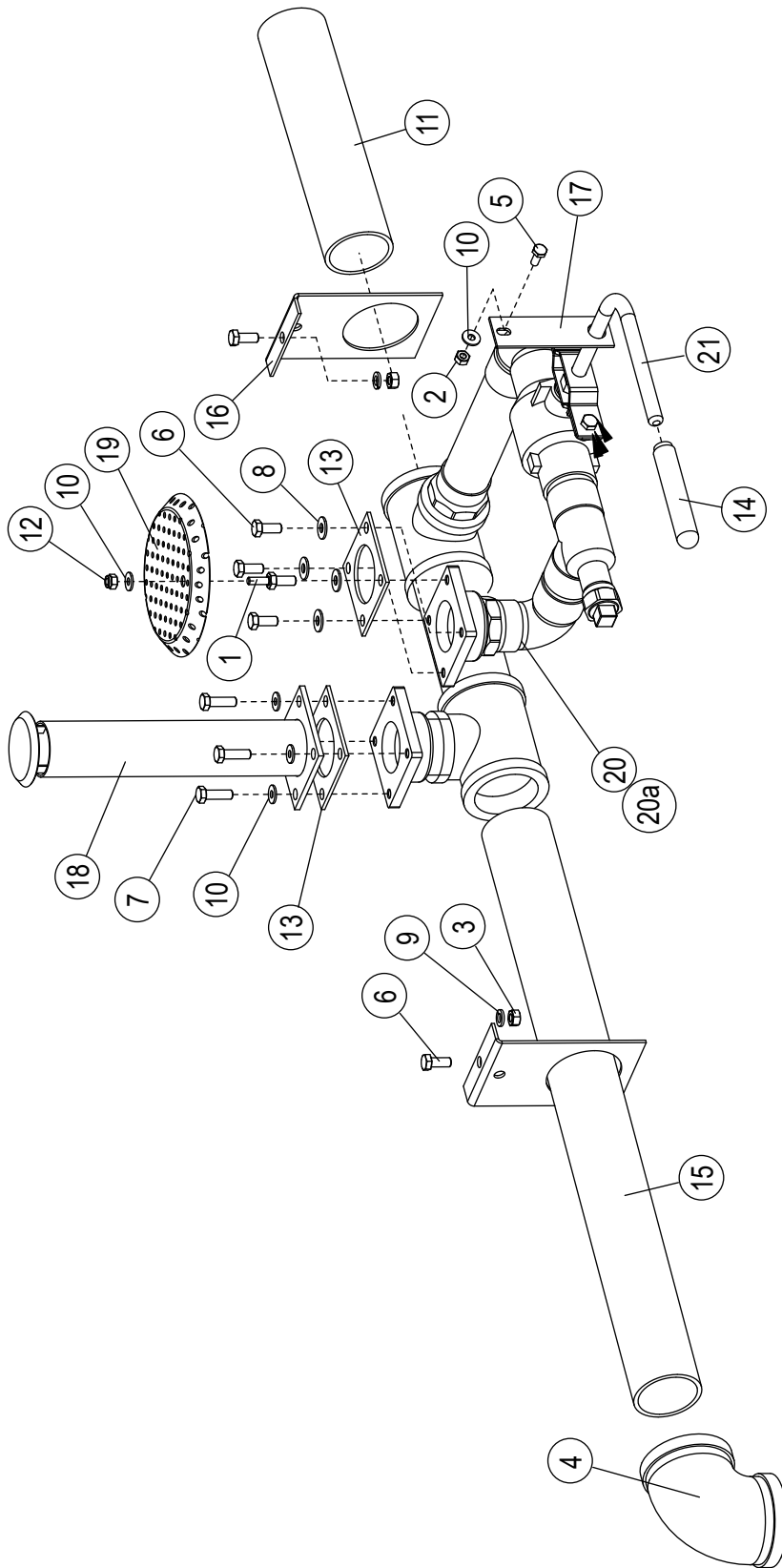


Figure - 60

Item No.	Part No.	DESCRIPTION	QTY.
1	100110	WELD-STUD, 1/4-20 X 3/4", SST	1
2	100141	HEX GRIP NUT, 1/4-20, CONTROL LOCK, SST	1
3	100154	NUT, PLAIN, 5/16-18, SST	2
4	100161	ELBOW, 2" NPT X 90° GALVANIZED	1
5	100735	BOLT, HEX HEAD, 1/4-20 X 5/8", SST	1
6	100739	BOLT, HEX HEAD, 5/16-18 X 3/4", SST	6
7	100740	BOLT, 5/16-18 X 1" SST, HEX HEAD	4
8	102376	WASHER, FLAT, 5/16" X 3/4" X 1/16", SST	4
9	106013	WASHER, LOCK 5/16" SPLIT, SST	2
10	106026	WASHER, FLAT, 1/4" SST	6
11	106631	NIPPLE, TOE, 2" NPT X 12-3/4", GALVANIZED	1
12	107967	NUT, GRIP, 1/4-20 W/NYLON INSERT	1
13	108345	GASKET, HEATER/STANDPIPE	2
14	114185	GRIP, DRAIN HANDLE	1
15	114252	NIPPLE, TOE, 2" NPT X 29-1/2", GALVANIZED	1
16	310259	BRACKET, DRAIN LINE SUPPORT	2
17	329677	SUPPORT BRACKET, DRAIN HANDLE	1
18	331132	OVERFLOW WELDMENT, 10-1/4", EUCC	1
19	335386	STRAINER, DRAIN, 6" DIAMETER	1
20	601819	DRAIN SUB-ASSY., PW, 2" TRUNK EUCCW	1
20a	601838	DRAIN SUB-ASSY., PW, 2" TRUNK EUCC	1
21	329675	HANDLE WELDMENT, DRAIN	1

Figure - 60 (Parts List)

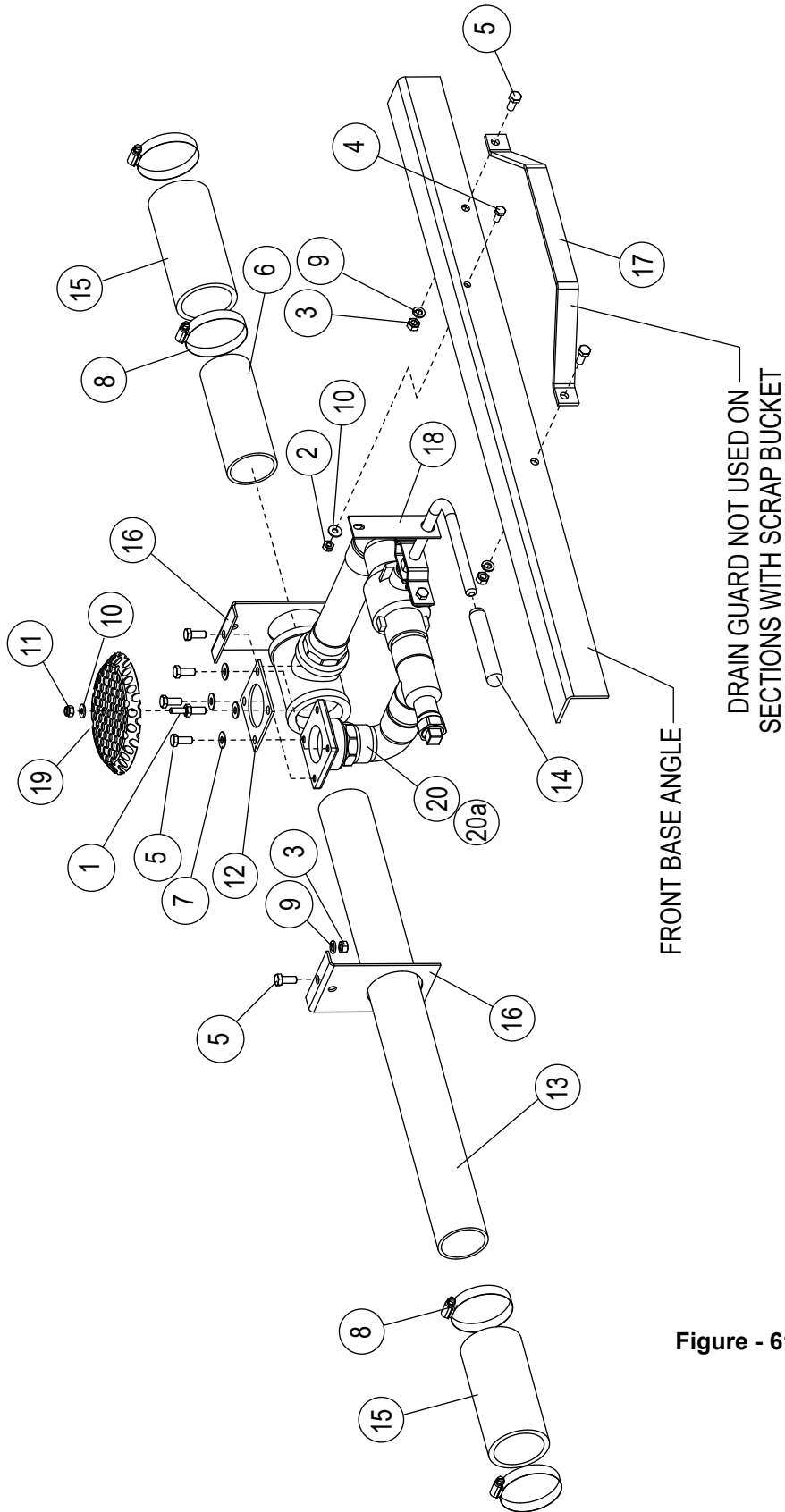


Figure - 61

Item No.	Part No.	DESCRIPTION	QTY.
1	100110	WELD-STUD, 1/4-20 X 3/4", SST	1
2	100141	HEX GRIP NUT, 1/4-20, CONTROL LOCK, SST	1
3	100154	NUT, PLAIN, 5/16-18, SST	4
4	100735	BOLT, HEX HEAD, 1/4-20 X 5/8", SST	1
5	100739	BOLT, HEX HEAD, 5/16-18 X 3/4", SST	8
6	101920	NIPPLE, TOE, 2" NPT X 5-3/4", GALVANIZED	1
7	102376	WASHER, FLAT, 5/16" X 3/4" X 1/16", SST	4
8	104165	CLAMP, HOSE, W/CS SCREW	4
9	106013	WASHER, LOCK 5/16" SPLIT, SST	4
10	106026	WASHER, FLAT, 1/4" SST	2
11	107967	NUT, GRIP, 1/4-20 W/NYLON INSERT	1
12	108345	GASKET, HEATER/STANDPIPE	2
13	114176	NIPPLE, TOE, 2" NPT X 25-1/2", GALVANIZED	1
14	114185	GRIP, DRAIN HANDLE	1
15	202073	HOSE, 2-3/8" I.D. X 6", EPDM	1
16	310259	BRACKET, DRAIN LINE SUPPORT	2
17	329130	GUARD, DRAIN VALVE	1
17	329677	SUPPORT BRACKET, DRAIN HANDLE	1
18	335386	STRAINER, DRAIN, 6" DIAMETER	1
20	601820	DRAIN SUB-ASSY., W/R 2" TRUNK EUCCW	1
20a	601839	DRAIN SUB-ASSY., PW, 2" TRUNK EUCC	1
21	329675	HANDLE WELDMENT, DRAIN	1

Figure - 61 (Parts List)

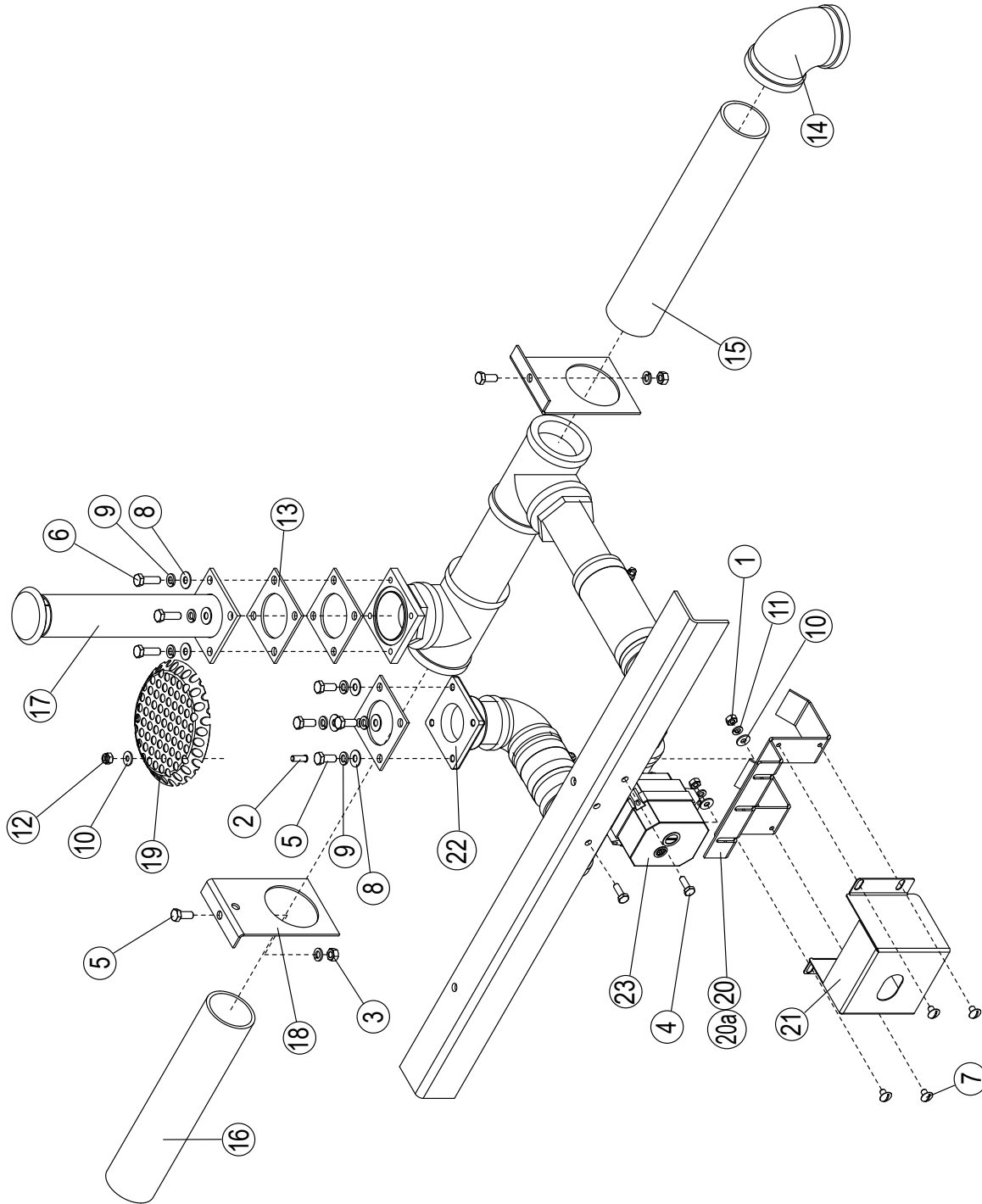


Figure - 62

Item No.	Part No.	DESCRIPTION	QTY.
1	100003	HEX GRIP NUT, 1/4-20, SST	2
2	100110	WELD-STUD, 1/4-20 X 3/4" SST	1
3	100154	NUT, PLAIN, 5/16-18, SST	2
4	100736	BOLT, HEX HEAD, 1/4-20 X 3/4", SST	2
5	100739	BOLT, HEX HEAD, 5/16-18 X 3/4", SST	6
6	100740	BOLT, HEX HEAD, 5/16-18 X 1", SST	4
7	100778	SCREW, TRUSS HEAD, 1/4-20 X 3/8" SST	1
8	102376	WASHER, FLAT, 5/16" X 3/4" X 1/16", SST	8
9	106013	WASHER, LOCK 5/16" SPLIT, SST	10
10	106026	WASHER, FLAT, 1/4" SST	3
11	106482	WASHER, LOCK, 1/4", SPLIT, SST	2
12	107967	NUT, GRIP, 1/4-20 W/NYLON INSERT	1
13	108345	GASKET, HEATER/STANDPIPE	3
14	113089	ELBOW, 2" NPT, X 90° SST	1
15	115199	NIPPLE, 2" NPT X 11", LG., SST	1
16	115200	NIPPLE, TOE, 2" NPT X 11", LG., SST	1
17	305840	OVERFLOW, WELDMENT, 9-1/2"	1
18	310259	BRACKET, DRAIN LINE SUPPORT	2
19	335386	STRAINER, DRAIN, 6" DIAMETER	1
20	340193	SUPPORT, MOTORIZED DRAIN VALVE, EUC-PW/W/PR, M/O	1
21	340195	COVER, MOTORIZED DRAIN VALVE, PW/W/PR, M/O VALVE	1
22	602504	DRAIN SUB-ASSY., PW, SST, W/MOTORIZED VALVE EUCC	1
22a	602507	DRAIN SUB-ASSY., PW, SST, W/MOTORIZED VALVE EUCW	1
23	117295	BALL VALVE, MOTORIZED, 1-1/2" NPT	1

Figure - 62 (Parts List)

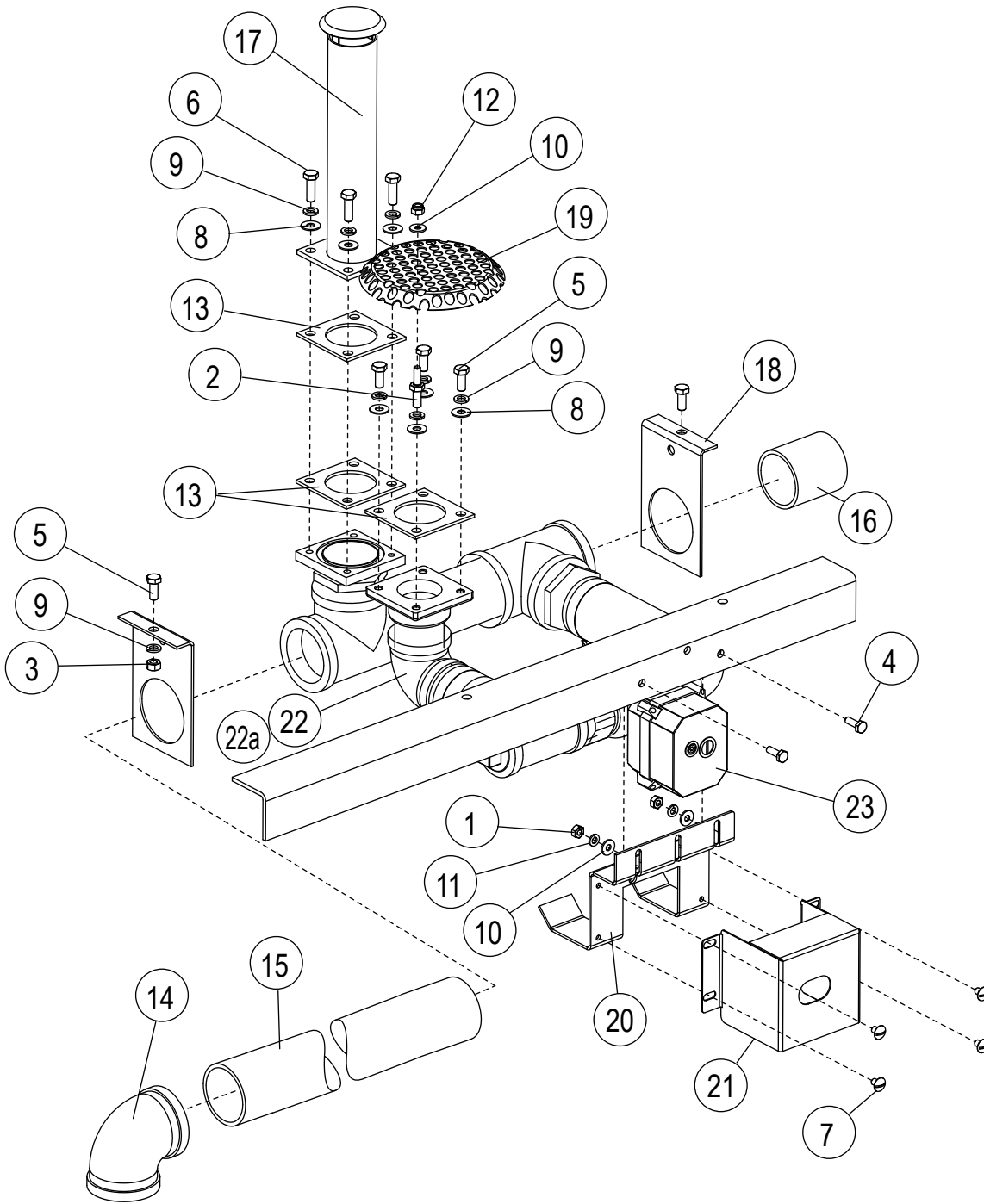


Figure - 63

Item No.	Part No.	DESCRIPTION	QTY.
1	100003	HEX PLAIN NUT, 1/4-20 SST	2
2	100110	WELD-STUD, 1/4-20 X 3/4", SST	1
3	100154	NUT, PLAIN, 5/16-18, SST	2
4	100736	BOLT, HEX HEAD, 1/4-20 X 3/4" SST	2
5	100739	BOLT, HEX HEAD, 5/16-18 X 3/4", SST	6
6	100740	BOLT, 5/16-18 X 1" SST, HEX HEAD	4
7	100778	SCREW, TRUSS HEAD, 1/4 -20 X 3/8" SST	4
8	102376	WASHER, FLAT, 5/16" X 3/4" X 1/16", SST	8
9	106013	WASHER, LOCK 5/16" SPLIT, SST	10
10	106026	WASHER, FLAT, 1/4" SST	3
11	106482	WASHER, LOCK, 1/4" SPLIT SST	2
12	107967	NUT, GRIP, 1/4-20 W/NYLON INSERT	1
13	108345	GASKET, HEATER/STANDPIPE	3
14	113089	ELBOW, 2" NPT X 90° SST	1
15	115212	NIPPLE, TOE, 2" NPT X 21-1/2", SST	1
16	115213	NIPPLE, TOE, 2" NPT X 2-1/2", SST	1
17	305840	OVERFLOW WELDMENT, 9-1/2" UC	1
18	310259	BRACKET, DRAIN LINE SUPPORT	2
19	335386	STRAINER, DRAIN, 6" DIAMETER	1
20	340193	SUPPORT, MOTORIZED DRAIN VALVE, EUC-PW/W/PR, M/O	1
21	340195	COVER, MOTORIZED DRAIN VALVE, PW/W/PR, M/O VALVE	1
22	602504	DRAIN SUB-ASSY., PW, SST, W/MOTORIZED VALVE EUCC	1
22a	602507	DRAIN SUB-ASSY., PW, SST, W/MOTORIZED VALVE EUCCW	1
23	117295	BALL VALVE, MOTORIZED, 1-1/2" NPT	1

Figure - 63 (Parts List)

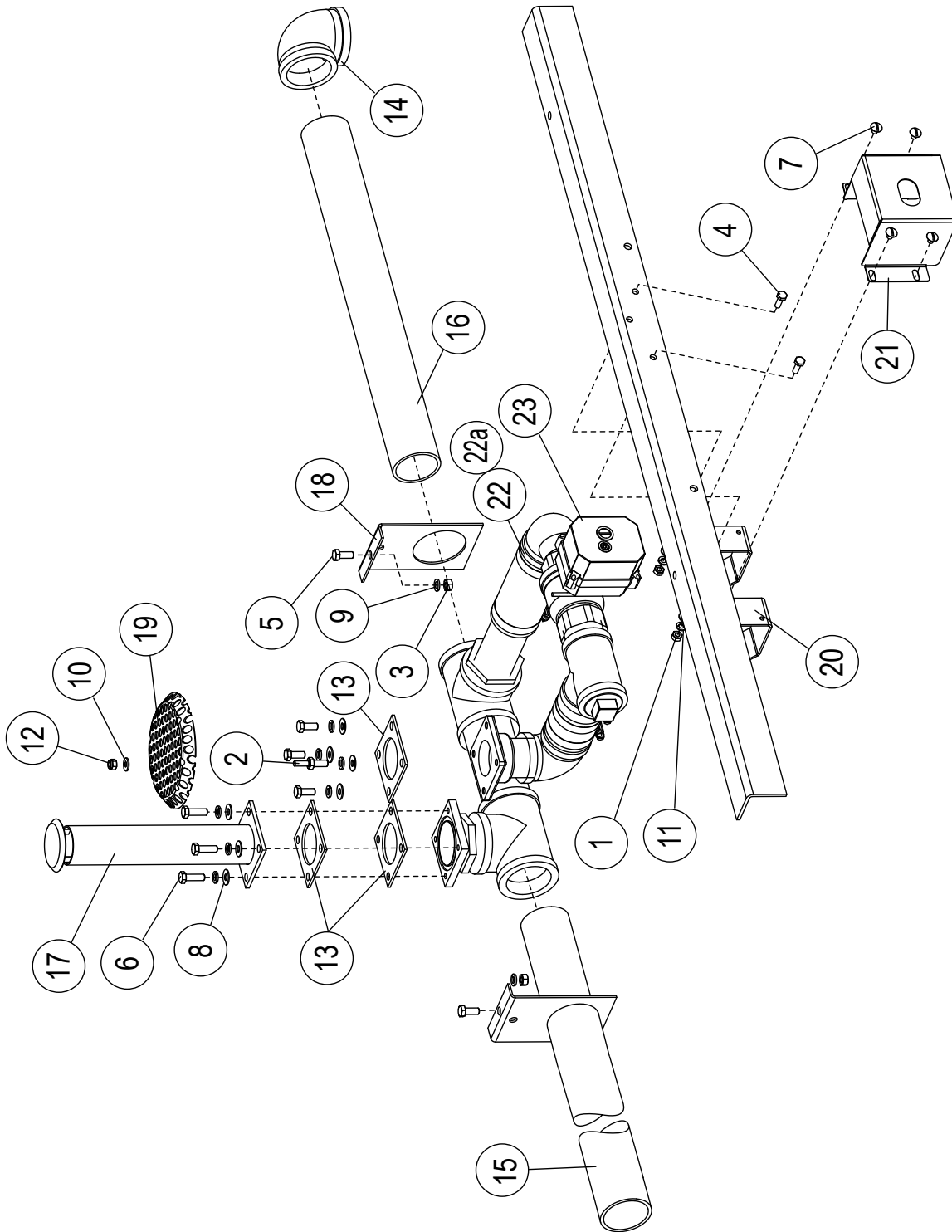


Figure - 64

Item No.	Part No.	DESCRIPTION	QTY.
1	100003	HEX PLAIN NUT, 1/4-20 SST	2
2	100110	WELD-STUD, 1/4-20 X 3/4", SST	1
3	100154	NUT, PLAIN, 5/16-18, SST	2
4	100736	BOLT, HEX HEAD, 1/4-20 X 3/4" SST	2
5	100739	BOLT, HEX HEAD, 5/16-18 X 3/4", SST	6
6	100740	BOLT, 5/16-18 X 1" SST, HEX HEAD	4
7	100778	SCREW, TRUSS HEAD, 1/4 -20 X 3/8" SST	4
8	102376	WASHER, FLAT, 5/16" X 3/4" X 1/16", SST	8
9	106013	WASHER, LOCK 5/16" SPLIT, SST	10
10	106026	WASHER, FLAT, 1/4" SST	3
11	106482	WASHER, LOCK, 1/4" SPLIT SST	2
12	107967	NUT, GRIP, 1/4-20 W/NYLON INSERT	1
13	108345	GASKET, HEATER/STANDPIPE	3
14	113089	ELBOW, 2" NPT X 90° SST	1
15	117177	NIPPLE, TOE, 2" NPT X 21-3/4", SST	1
16	117178	NIPPLE, TOE, 2" NPT X 20-1/2", SST	1
17	305840	OVERFLOW WELDMENT, 9-1/2" UC	1
18	310259	BRACKET, DRAIN LINE SUPPORT	2
19	335386	STRAINER, DRAIN, 6" DIAMETER	1
20	340193	SUPPORT, MOTORIZED DRAIN VALVE, EUC-PW/W/PR, M/O	1
21	340195	COVER, MOTORIZED DRAIN VALVE, PW/W/PR, M/O VALVE	1
22	602507	DRAIN SUB-ASSY., PW, SST, W/MOTORIZED VALVE, EUCCW	1
22a	602504	DRAIN SUB-ASSY., PW, SST, W/MOTORIZED VALVE, EUCC	1
23	117295	BALL VALVE, MOTORIZED, 1-1/2" NPT	1

Figure - 64 (Parts List)

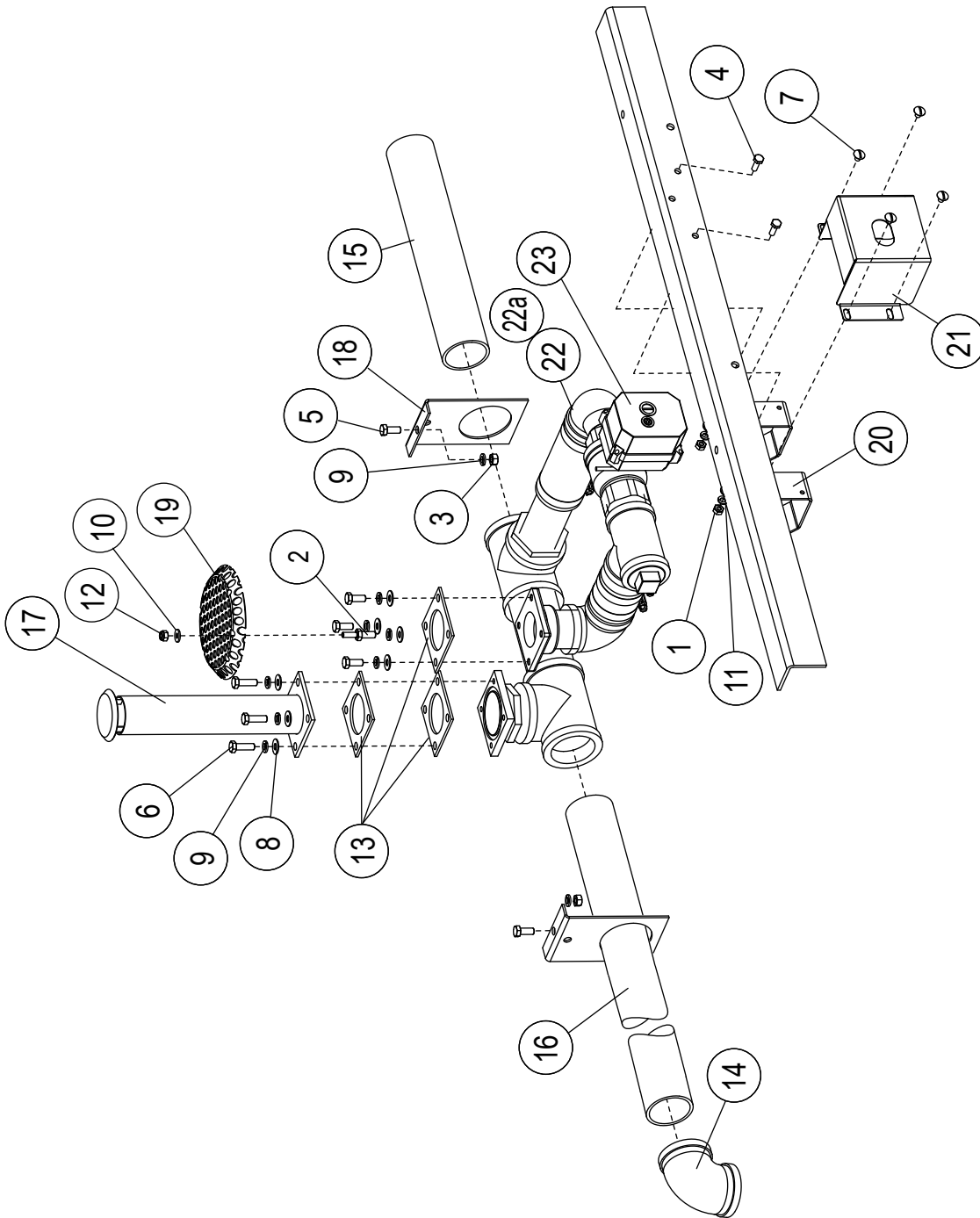


Figure - 65

Item No.	Part No.	DESCRIPTION	QTY.
1	100003	HEX PLAIN NUT, 1/4-20 SST	2
2	100110	WELD-STUD, 1/4-20 X 3/4", SST	1
3	100154	NUT, PLAIN, 5/16-18, SST	2
4	100736	BOLT, HEX HEAD, 1/4-20 X 3/4" SST	2
5	100739	BOLT, HEX HEAD, 5/16-18 X 3/4", SST	6
6	100740	BOLT, 5/16-18 X 1" SST, HEX HEAD	4
7	100778	SCREW, TRUSS HEAD, 1/4 -20 X 3/8" SST	4
8	102376	WASHER, FLAT, 5/16" X 3/4" X 1/16", SST	8
9	106013	WASHER, LOCK 5/16" SPLIT, SST	10
10	106026	WASHER, FLAT, 1/4" SST	3
11	106482	WASHER, LOCK, 1/4" SPLIT SST	2
12	107967	NUT, GRIP, 1/4-20 W/NYLON INSERT	1
13	108345	GASKET, HEATER/STANDPIPE	3
14	113089	ELBOW, 2" NPT X 90° SST	1
15	115202	NIPPLE, TOE, 2" NPT X 12-3/4", SST	1
16	117179	NIPPLE, TOE, 2" NPT X 29-1/2", SST	1
17	305840	OVERFLOW WELDMENT, 9-1/2" UC	1
18	310259	BRACKET, DRAIN LINE SUPPORT	2
19	335386	STRAINER, DRAIN, 6" DIAMETER	1
20	340193	SUPPORT, MOTORIZED DRAIN VALVE, EUC-PW/W/PR, M/O	1
21	340195	COVER, MOTORIZED DRAIN VALVE, PW/W/PR, M/O VALVE	1
22	602507	DRAIN SUB-ASSY., PW, SST, W/MOTORIZED VALVE, EUCCW	1
22a	602504	DRAIN SUB-ASSY., PW, SST, W/MOTORIZED VALVE, EUCC	1
23	117295	BALL VALVE, MOTORIZED, 1-1/2" NPT	1

Figure - 65 (Parts List)

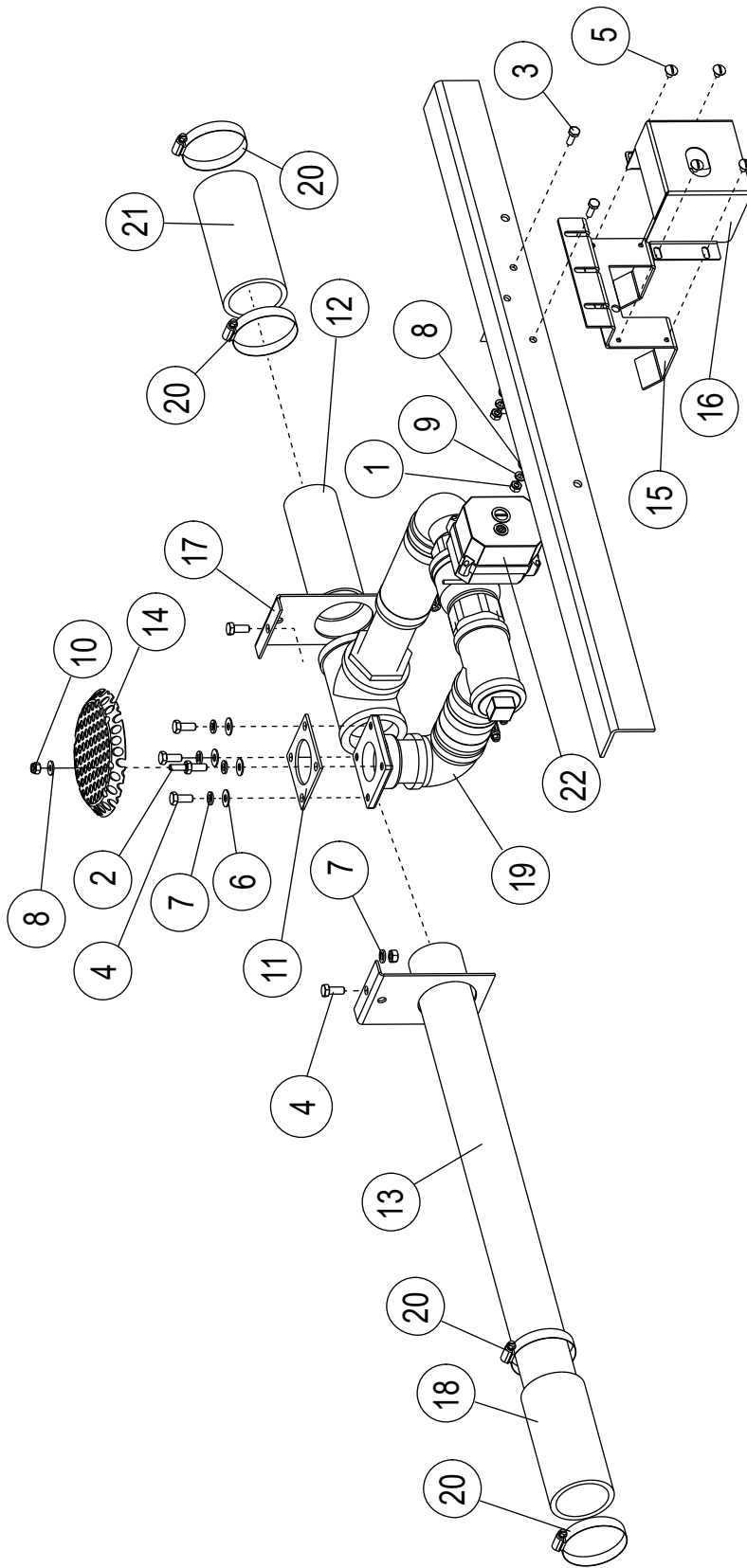


Figure - 66

Item No.	Part No.	DESCRIPTION	QTY.
1	100003	HEX PLAIN NUT, 1/4-20 SST	2
2	100110	WELD-STUD, 1/4-20 X 3/4", SST	1
3	100736	BOLT, HEX HEAD, 1/4-20 X 3/4" SST	2
4	100739	BOLT, HEX HEAD, 5/16-18 X 3/4", SST	4
5	100778	SCREW, TRUSS HEAD, 1/4-20 X 3/4" SST	4
6	102376	WASHER, FLAT, 5/16" X 3/4" X 1/16", SST	4
7	106013	WASHER, LOCK 5/16" SPLIT, SST	4
8	106026	WASHER, FLAT, 1/4" SST	3
9	106482	WASHER, LOCK, 1/4" SPLIT SST	2
10	107967	NUT, GRIP, 1/4-20 W/NYLON INSERT	1
11	108345	GASKET, HEATER/STANDPIPE	1
12	115204	NIPPLE, TOE, 2" NPT X 5-3/4", SST	1
13	115211	NIPPLE, TOE, 2" NPT X 25-1/2", SST	1
14	335386	STRAINER, DRAIN, 6" DIAMETER	1
15	340193	SUPPORT, MOTORIZED DRAIN VALVE, EUC-PWW/PR, M/O	1
16	340195	COVER, MOTORIZED DRAIN VALVE, PW/W/PR, M/O VALVE	1
17	310259	BRACKET, DRAIN LINE SUPPORT	2
18	412961	BOOT HOSE PKG., 2"	2
19	602508	DRAIN SUB-ASSY., W/R, SST W/MOTORIZED VALVE, EUCCW	1
19a	602505	DRAIN SUB-ASSY., W/R, SST W/MOTORIZED VALVE, EUCC	1
20	104165	CLAMP, HOSE, W/CS SCREW	4
21	202073	HOSE, 2-3/8" I.D. X 6" EPDM	1
22	117295	BALL VALVE, MOTORIZED, 1-1/2" NPT	1

Figure - 66 (Parts List)

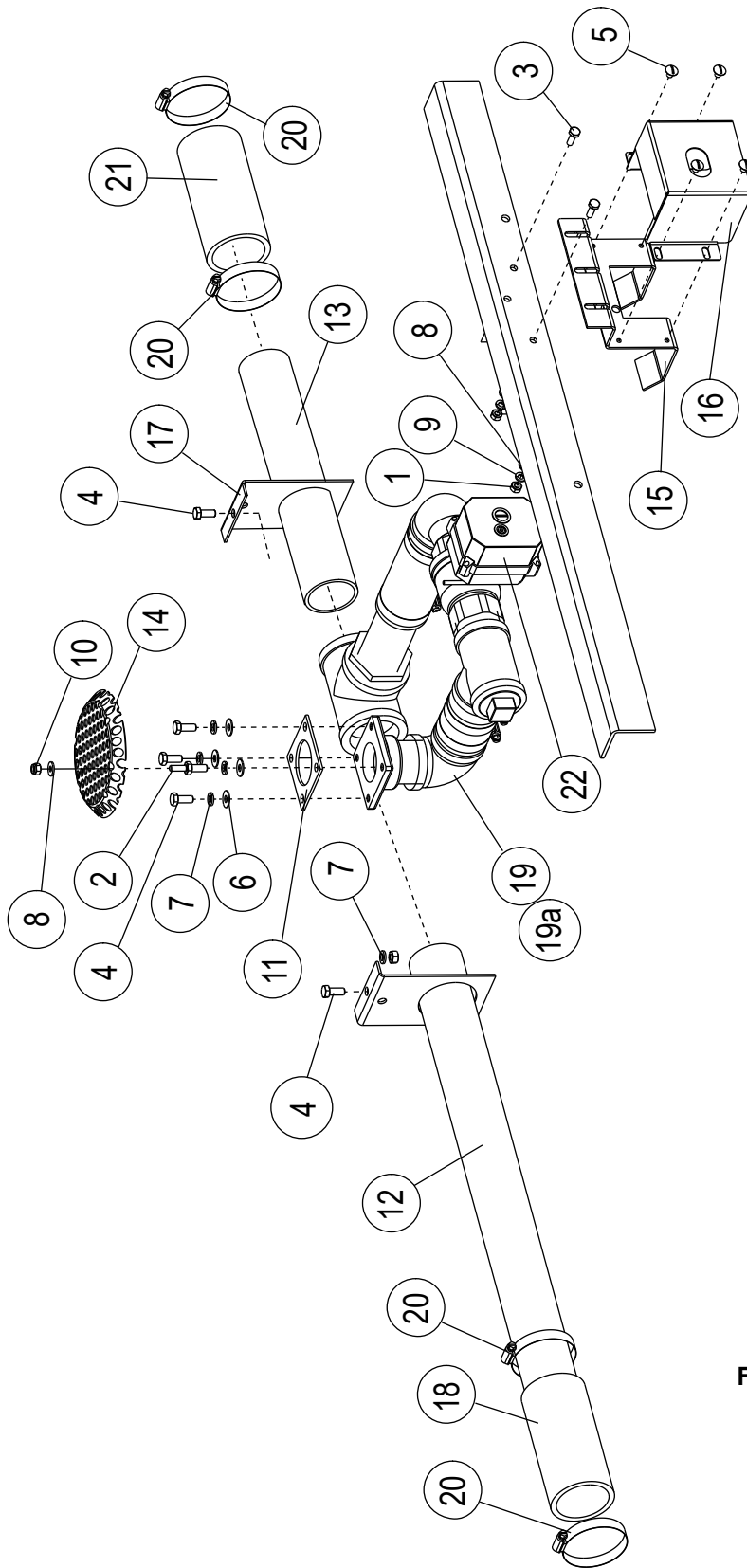


Figure - 67

Item No.	Part No.	DESCRIPTION	QTY.
1	100003	HEX PLAIN NUT, 1/4-20 SST	2
2	100110	WELD-STUD, 1/4-20 X 3/4", SST	1
3	100736	BOLT, HEX HEAD, 1/4-20 X 3/4" SST	2
4	100739	BOLT, HEX HEAD, 5/16-18 X 3/4", SST	4
5	100778	SCREW, TRUSS HEAD, 1/4-20 X 3/4" SST	4
6	102376	WASHER, FLAT, 5/16" X 3/4" X 1/16", SST	4
7	106013	WASHER, LOCK 5/16" SPLIT, SST	4
8	106026	WASHER, FLAT, 1/4" SST	3
9	106482	WASHER, LOCK, 1/4" SPLIT SST	2
10	107967	NUT, GRIP, 1/4-20 W/NYLON INSERT	1
11	108345	GASKET, HEATER/STANDPIPE	1
12	115201	NIPPLE, TOE, 2" NPT X 30-1/2", SST	1
13	115202	NIPPLE, TOE, 2" NPT X 12-3/4", SST	1
14	335386	STRAINER, DRAIN, 6" DIAMETER	1
15	340193	SUPPORT, MOTORIZED DRAIN VALVE, EUC-PW/W/PR, M/O	1
16	340195	COVER, MOTORIZED DRAIN VALVE, PW/W/PR, M/O VALVE	1
17	310259	BRACKET, DRAIN LINE SUPPORT,	2
18	412961	BOOT HOSE PKG., 2"	2
19	602508	DRAIN SUB-ASSY, WASH/RINSE, SST W/MOTORIZED VALVE, EUCCW	1
19a	602505	DRAIN SUB-ASSY, WASH/RINSE, SST W/MOTORIZED VALVE, EUCC	4
20	104165	CLAMP, HOSE, W/CS SCREW	4
21	202073	HOSE, 2-3/8" I.D. X 6" EPDM	1
22	117295	BALL VALVE, MOTORIZED, 1-1/2" NPT	1

Figure - 67 (Parts List)

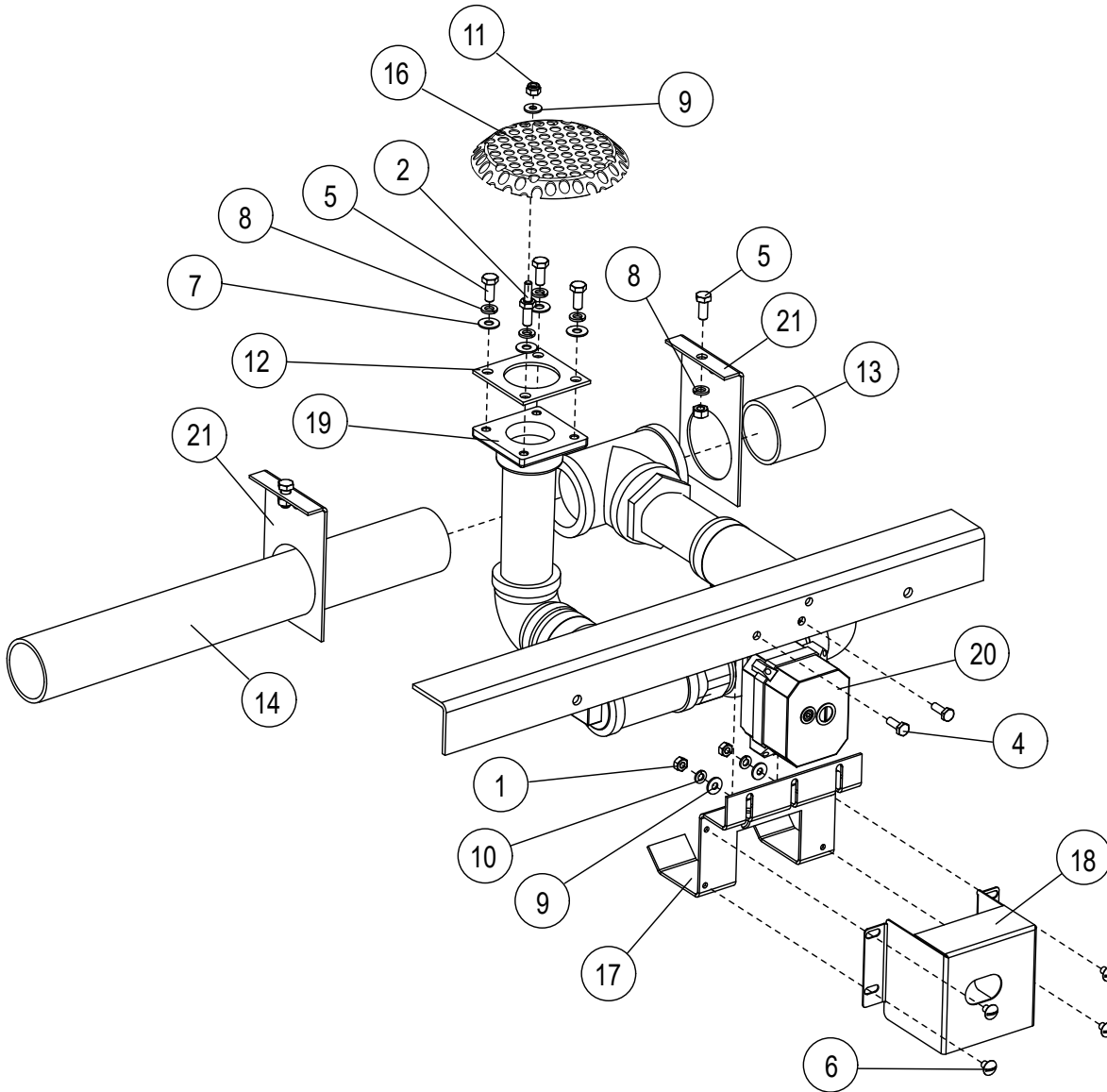


Figure - 68

Item No.	Part No.	DESCRIPTION	QTY.
1	100003	HEX PLAIN NUT, 1/4-20 SST	2
2	100110	WELD-STUD, 1/4-20 X 3/4", SST	1
3	100154	NUT, PLAIN, 5/16-18, SST	2
4	100736	BOLT, HEX HEAD, 1/4-20 X 3/4" SST	2
5	100739	BOLT, HEX HEAD, 5/16-18 X 3/4", SST	6
6	100778	SCREW, TRUSS HEAD, 1/4 -20 X 3/8" SST	4
7	102376	WASHER, FLAT, 5/16" X 3/4" X 1/16", SST	4
8	106013	WASHER, LOCK 5/16" SPLIT, SST	6
9	106026	WASHER, FLAT, 1/4" SST	3
10	106482	WASHER, LOCK, 1/4" SPLIT SST	2
11	107967	NUT, GRIP, 1/4-20 W/NYLON INSERT	1
12	108345	GASKET, HEATER/STANDPIPE	3
13	111736	NIPPLE, TOE, 2" NPT X 2", SST	1
14	115203	NIPPLE, TOE, 2" NPT X 18", SST	1
15	310259	BRACKET, DRAIN LINE SUPPORT	2
16	335386	STRAINER, DRAIN, 6" DIAMETER	1
17	340194	SUPPORT, MOTORIZED DRAIN VLV., EUC-AUX RINSE, M/O	1
18	340195	COVER, MOTORIZED DRAIN VALVE,EUC PW/W/PR, M/O	1
19	602506	DRAIN SUBASSY, AUX. RINSE, SST, W/MOTRIZED VALVE, EUCC	1
19a	602509	DRAIN SUBASSY, AUX. RINSE, SST, W/MOTRIZED VALVE, EUCCW	1
20	117295	BALL VALVE, MOTORIZED, 1-1/2" NPT	1
21	310259	BRACKET, DRAIN LINE SUPPORT	2

Figure - 68 (Parts List)

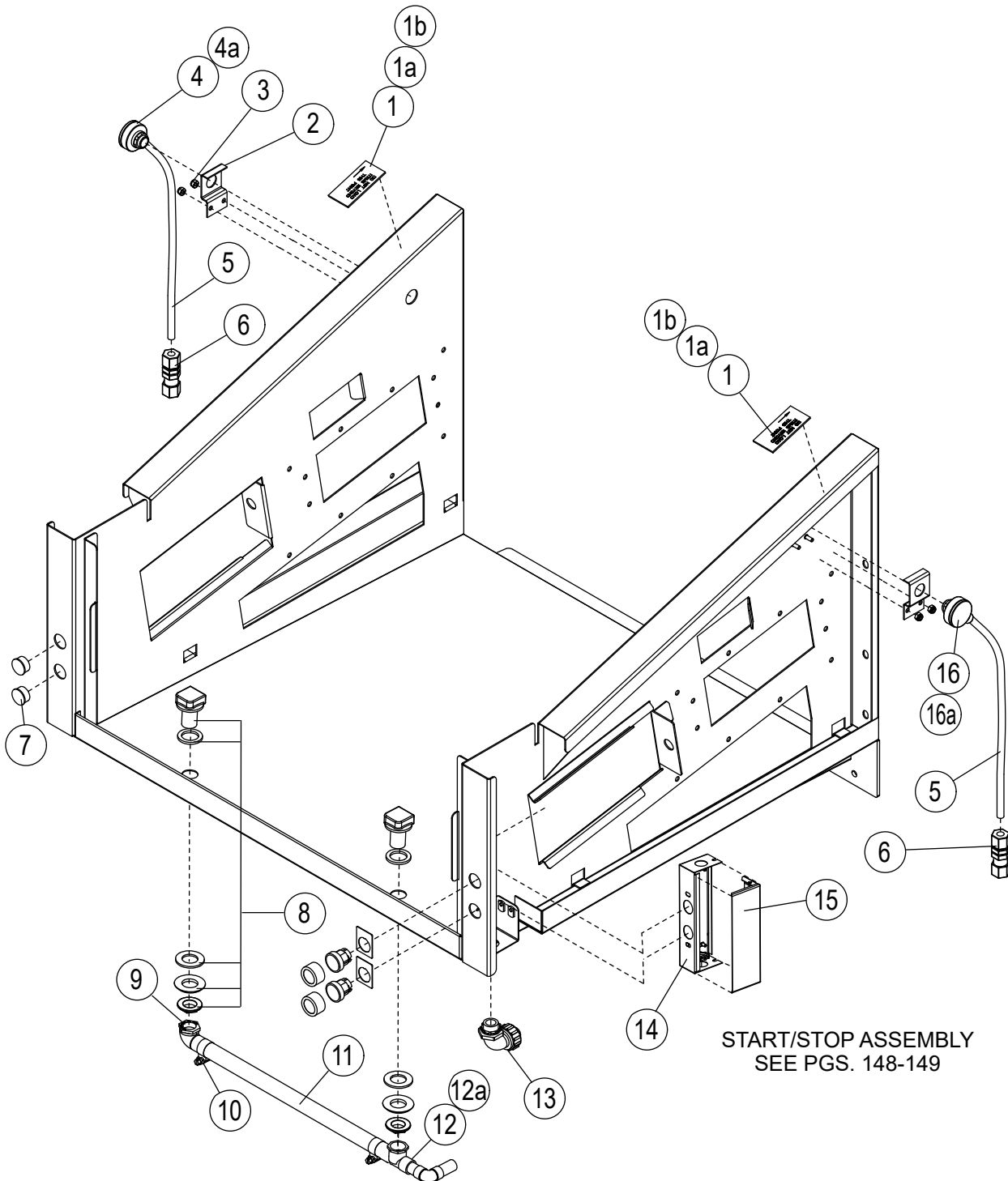
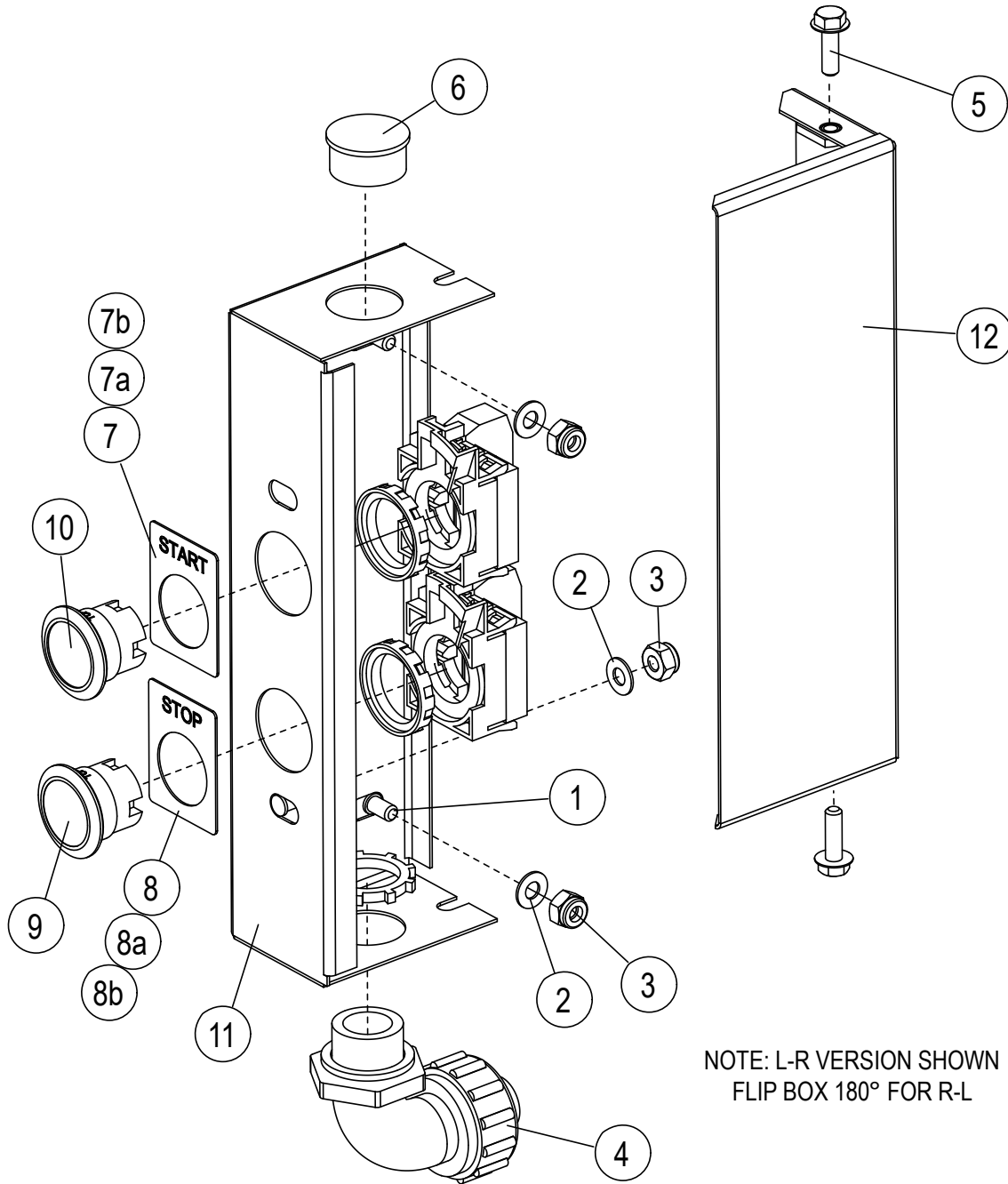


Figure - 69

Item No.	Part No.	DESCRIPTION	QTY.
1	107003	LOAD PLACARD, ELECTRIC EYE	2
1a	107003-F	LOAD PLACARD, ELECTRIC EYE, FRENCH/ENGLISH	2
1b	107003-FO	LOAD PLACARD, ELECTRIC EYE, FRENCH ONLY	2
2	330120	BRACKET, ELECTRIC EYE MOUNTING	2
3	107966	NUT GRIP, 10-32 SST W/NYLON	4
4	112241	EMITTER, ELECTRIC EYE (STANDARD ONLY)	1
4a	117204	EMITTER, ELECTRIC EYE (PRO ONLY)	1
5	206978	TUBE, 3/8" O.D. X 14-1/2" LG., POLYPROPYLENE	2
6	112245	FITTING, COMPRESSION, 3/8" O.D. X 1/2" MPT, PLASTIC	2
7	112519	PLUG, SNAP	2
8	111325	NOZZLE, FLUSHING, POLISHED CHROME	2
9	309709	ELBOW, WELDMENT, FLUSHING	1
10	105994	CLAMP, HOSE, 1/2"/1-1/8" W/CS SCREW	4
11	205193	TUBING, 5/8" I.D. 15-1/4", PVC	1
12	309711	TEE AND ELBOW, WELDMENT, LR FLUSHING	1
12a	323595	TEE AND ELBOW, WELDMENT, RL FLUSHING	1
13	110837	ELBOW, 1/2" CONDUIT, SEALTITE	1
14	334203	BOX, START/STOP SWITCH ASSEMBLY	1
15	334204	COVER, START/STOP SWITCH ASSEMBLY	1
16	112242	RECEIVER, ELECTRIC EYE (STANDARD ONLY)	1
16a	117205	RECEIVER, ELECTRIC EYE (PRO ONLY)	1

Figure - 69 (Parts List)

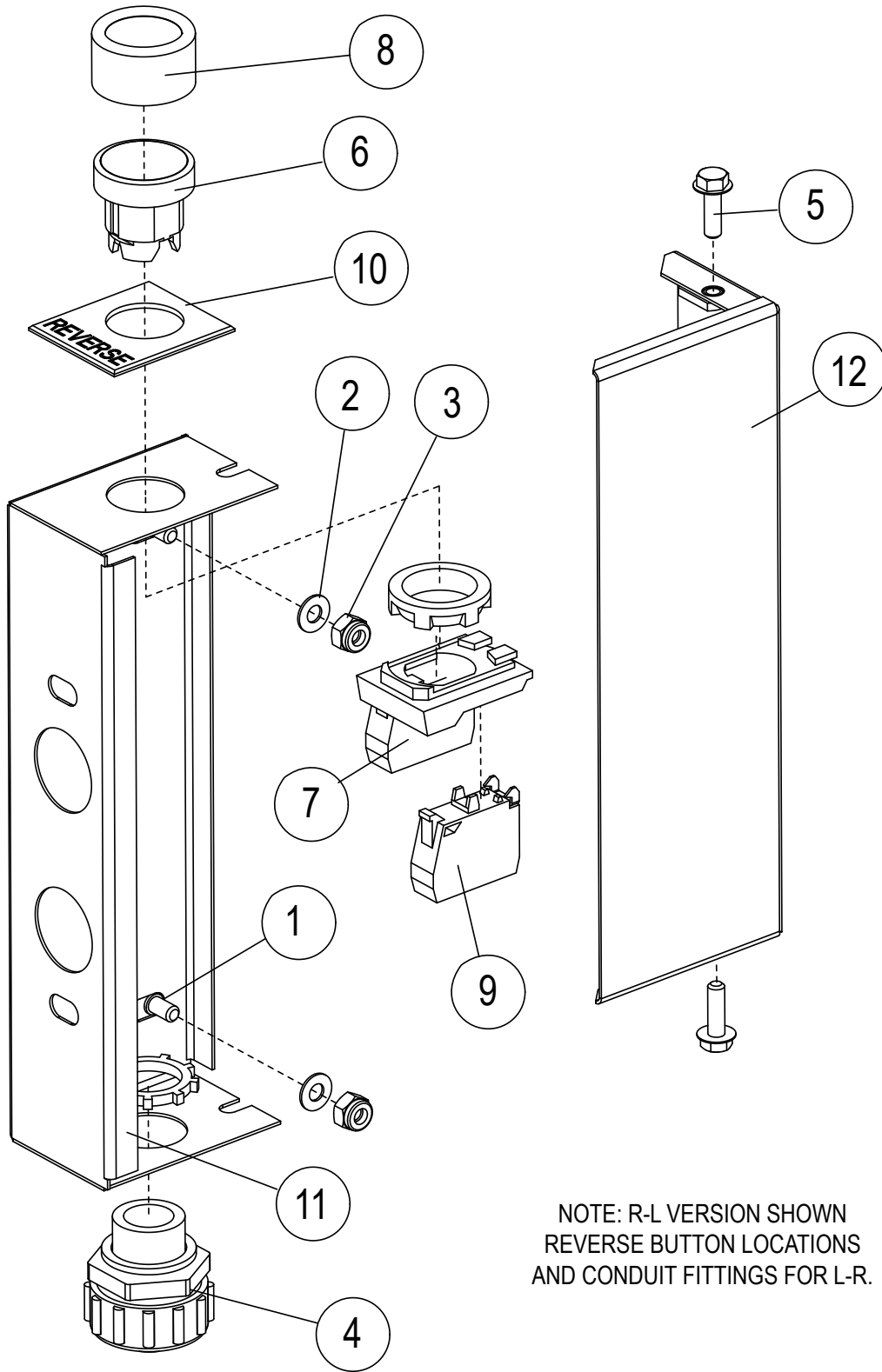


NOTE: L-R VERSION SHOWN
FLIP BOX 180° FOR R-L

Figure - 70

Item No.	Part No.	DESCRIPTION	QTY.
1	105695	WELD-STUD, 10-32 X 3/8", SST	3
2	107033	WASHER, FLAT SST	3
3	107966	NUT, GRIP, 10-32 W/NYLON INSERT	3
4	110837	FITTING, ELBOW, 1/2" CONDUIT, SEALTITE	1
5	111370	BOLT, HEX WASHER HEAD, 10-32 X 5/8" SST	2
6	112519	PLUG, SNAP	1
7	112822	NAMEPLATE, START, ENGLISH	1
7a	112822-F	NAMEPLATE, START, FRENCH/ENGLISH	1
7b	112822-FO	NAMEPLATE, START, FRENCH ONLY	2
8	112823	NAMEPLATE, STOP, ENGLISH	1
8a	112823-F	NAMEPLATE, STOP, FRENCH/ENGLISH	1
8b	112823-FO	NAMEPLATE, STOP, FRENCH ONLY	1
9	115018	PUSHBUTTON, RED, FLUSH MOUNT	1
10	115019	PUSHBUTTON, GREEN, FLUSH MOUNT	1
11	334203	BOX, START/STOP - REVERSE SWITCH	1
12	334204	COVER, START/STOP SWITCH - REVERSE SWITCH BOX	1

Figure - 70 (Parts List)



NOTE: R-L VERSION SHOWN
REVERSE BUTTON LOCATIONS
AND CONDUIT FITTINGS FOR L-R.

Figure - 71

Item No.	Part No.	DESCRIPTION	QTY.
1	105695	WELD-STUD, 10-32 X 3/8", SST	2
2	107033	WASHER, FLAT SST	2
3	107966	NUT, GRIP, 10-32 W/NYLON INSERT	2
4	110836	FITTING, STRAIGHT, 1/2" CONDUIT, SEALTITE	1
5	111370	BOLT, HEX WASHER HEAD, 10-32 X 5/8" SST	2
6	111614	PUSHBUTTON, GREEN	1
7	111617	CONTACT BLOCK, N.O. W/MOUNTING BASE	1
8	113140	BOOT-SILICONE, PUSHBUTTON, 22MM	1
9	113755	CONTACT BLOCK, N.C.	1
10	114873	NAMEPLATE, REVERSE	1
11	334203	BOX, WELDMENT, START/STOP - REVERSE	1
12	334204	COVER, WELDMENT, START/STOP - REVERSE SWITCH	1

Figure - 71 (Parts List)

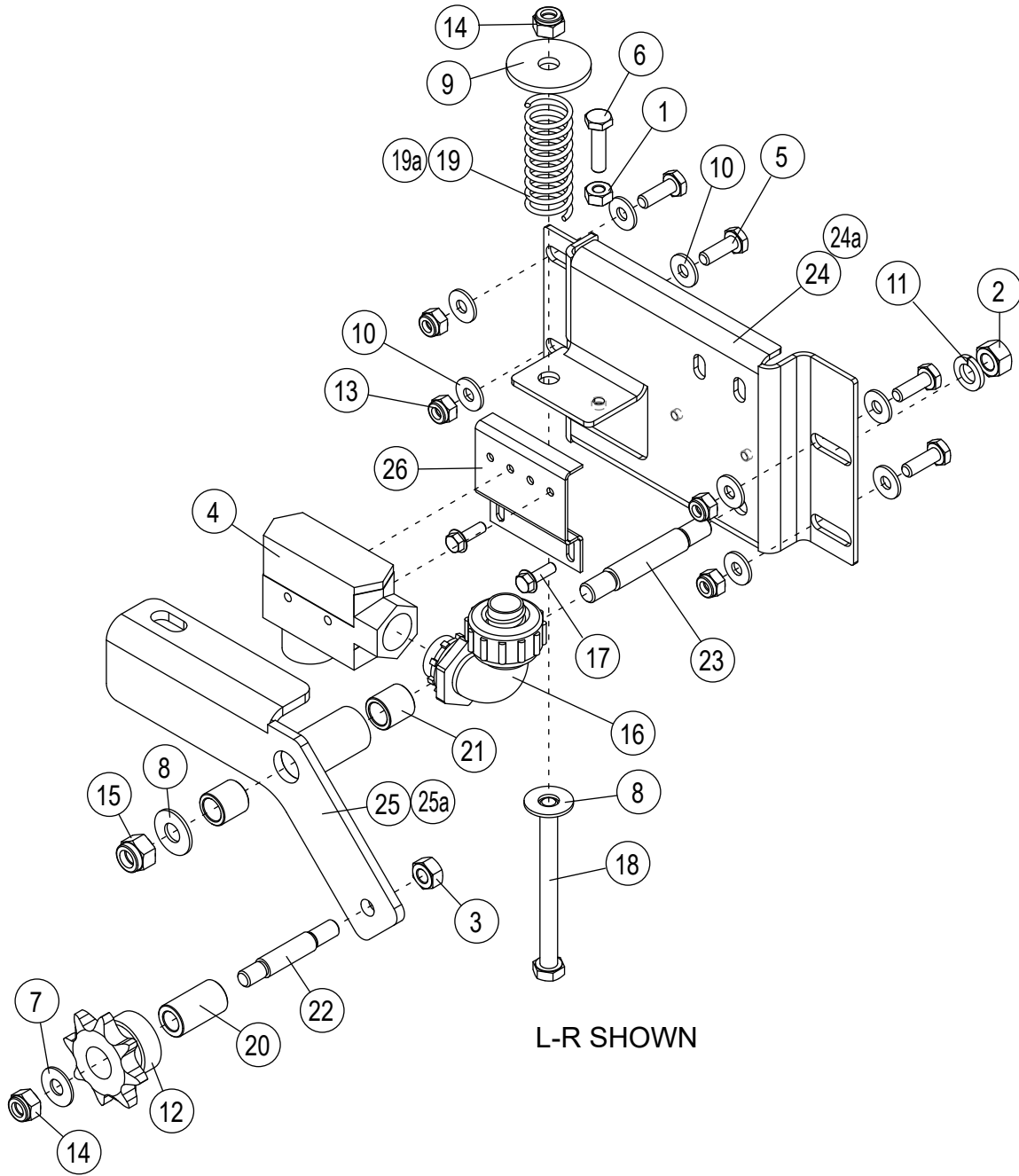


Figure - 72

Item No.	Part No.	DESCRIPTION	QTY.
1	107033	WASHER, FLAT SST	1
2	100140	HEX PLAIN NUT, 1/4-20 SST	1
3	100142	NUT, GRIP, 5/16-18	1
4	100352	LIMIT SWITCH, BUTTON TYPE	1
5	100736	BOLT, HEX HEAD, 1/4-20 X 3/4" SST	4
6	100738	BOLT, HEX HEAD, 1/4-20 X 1" SST	1
7	102376	WASHER, FLAT, 5/16" X 3/4" X 1/16", SST	1
8	104618	WASHER, FLAT 3/8" X 7/8" X .06" SST	2
9	104619	WASHER, FLAT 1-1/2 X 1/8" XSST	1
10	106026	WASHER, FLAT 1/4" X 5/8" X .06" SST	8
11	106407	WASHER, LOCK, 3/8" SPLIT, SST	1
12	106521	SPROCKET, 5088, 5/8" BORE	1
13	107967	NUT, GRIP, 1/4-20 W/NYLON INSERT	4
14	109009	NUT, GRIP, 5/16-18 SST W/NYLON	2
15	109010	NUT, GRIP, 3/8-16 SST W/NYLON	1
16	110837	FITTING, ELBOW, 1/2" CONDUIT, SEALTITE	1
17	111370	BOLT, HEX WASHER HEAD, 10-32 X 5/8" SST	1
18	111370	BOLT, HEX HEAD 5/16-18 X 3-1/2"SST	2
19	114857	SPRING, COMPRESSION, DRIVE TENSIONER	1
19a	114857	SPRING, COMPRESSION, SST BELT	1
20	114871	BUSHING, SPROCKET, CONVEYOR JAM SWITCH	1
21	114874	BUSHING, ARM, CONVEYOR JAM SWITCH	1
22	207060	POST, TENSIONER SPROCKET, CONVEYOR JAM SWITCH	2
23	207061	POST, ARM, CONVEYOR ARM SWITCH	1
24	334180	BRACKET WELDMENT, SWITCH, CONVEYOR JAM, LR	1
24a	333888	BRACKET WELDMENT, SWITCH, CONVEYOR JAM, RL	1
25	334179	ARM WELDMENT, CONVEYOR JAM SWITCH, LR	1
25a	333891	ARM WELDMENT, CONVEYOR JAM SWITCH, RL	1
26	333892	BRACKET SWITCH, CONVEYOR JAM	1

Figure - 72 (Parts List)

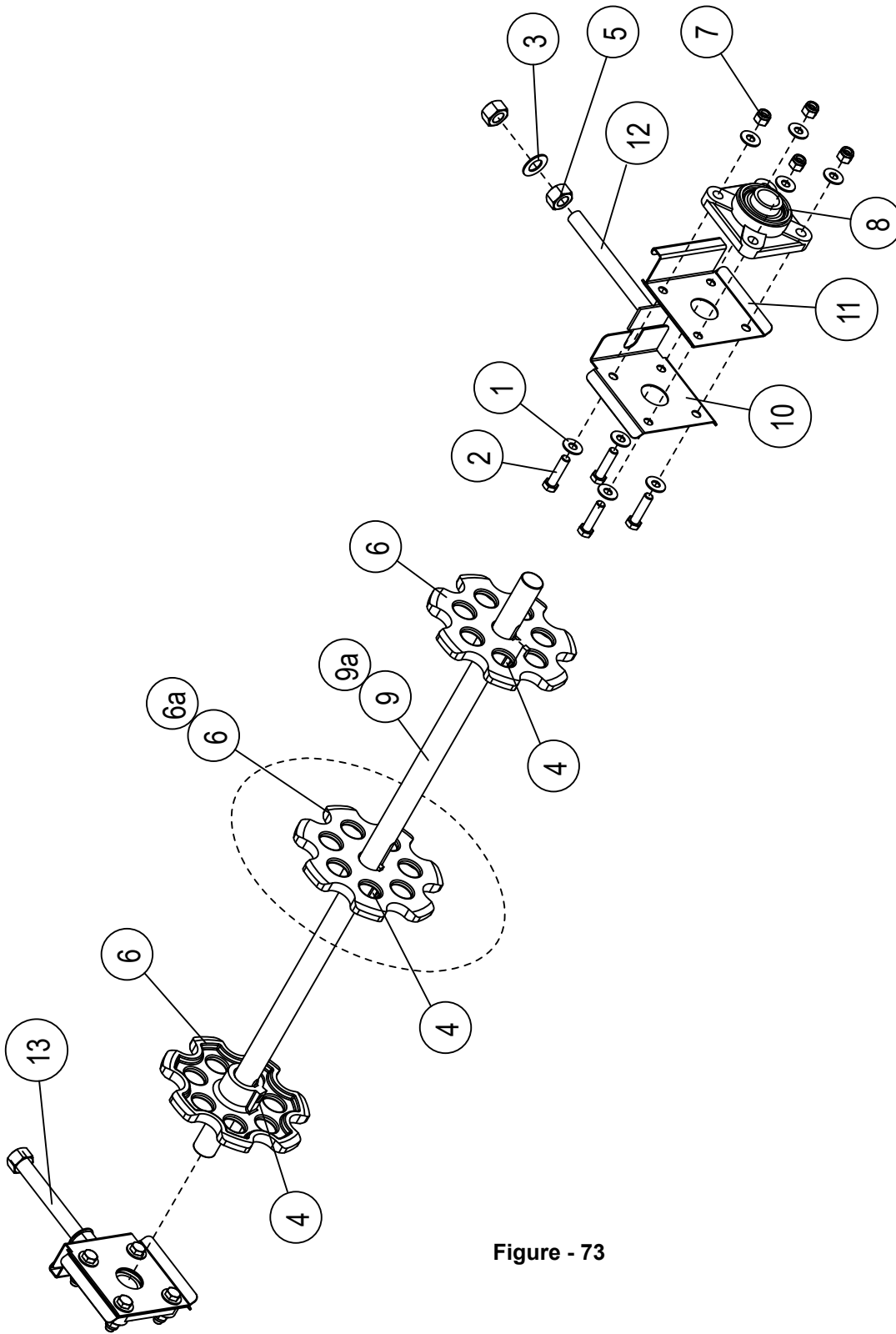


Figure - 73

Item No.	Part No.	DESCRIPTION	QTY.
1	104618	WASHER, FLAT, 3/8" SST	16
2	106022	BOLT, 3/8-16 X 1-1/2", HEX HEAD, SST	8
3	106393	WASHER, FLAT, SST	2
4	107305	KEY, 1/4" X 1/4" X 1-1/2" (EUCC- Qty. 2), (EUCCW - Qty. 3)	A/R
5	107691	NUT, PLAIN, 5/8-11, SST	4
6	108434	(EUCCW), SPROCKET, CONVEYOR, MACHINED	3
6a	108434	(EUCC), SPROCKET, CONVEYOR, MACHINED	2
7	109010	HEX GRIP NUT, 3/8-16, W/NYLON, SST	8
8	109958	BEARING, DRIVE, 1" BORE	2
9	206604	(EUCCW), SHAFT, IDLE	1
9a	206683	(EUCC), SHAFT, IDLE	1
10	330113	BRACKET, BEARING, PART 1, EUCCW	1
11	330114	BRACKET, BEARING, PART 2, EUCCW	1
12	330115	SCREW, WELDMENT, TAKE-UP	1
13	416422	SCREW ASSY., TAKE-UP	1

Figure - 73 (Parts List)

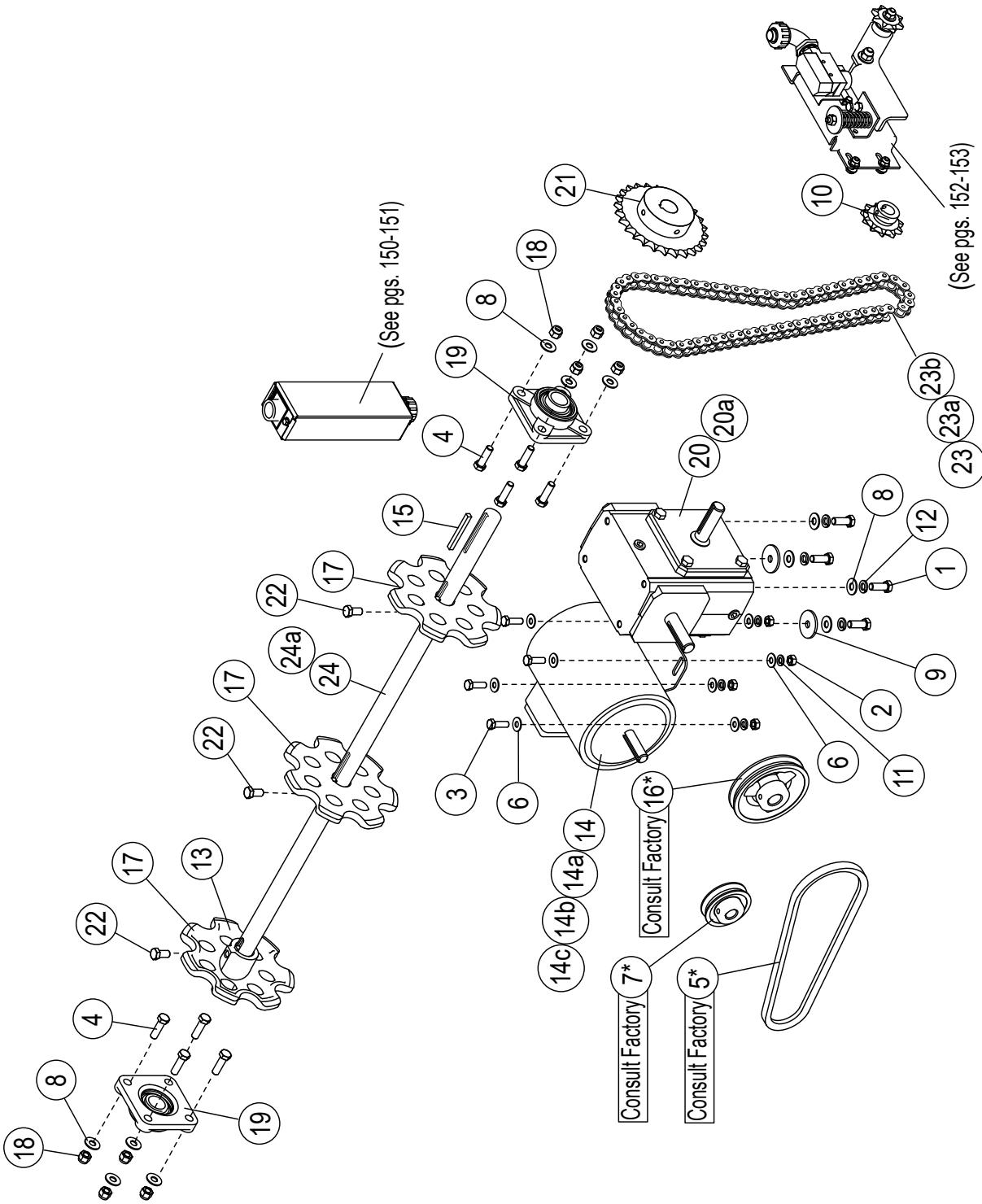


Figure - 74

Item No.	Part No.	DESCRIPTION	QTY.
1	100153	BOLT, 3/8-16 X 1" HEX HEAD, SST	4
2	100154	HEX PLAIN NUT, 5/16-18 SST	4
3	100740	BOLT, 5/16-18 X 1" SST, HEX HEAD	4
4	100746	BOLT, HEX HEAD, 3/8-16 X 1-1/4" SST	8
5*	-----	V-BELT, (Consult Factory for P/N)	1
6	102376	WASHER, FLAT, 5/16" X 3/4" X 1/16", SST	8
7*	-----	SHEAVE, 5/8" BORE, (Consult Factory for P/N)	1
8	104618	WASHER, FLAT, 3/8" X 7/8" X 0.06" SST	14
9	104619	WASHER, FLAT, 3/8" X 1-1/2" X 1/8" SST	2
10	105285	SPROCKET, 11T, 3/4" BORE	1
11	106013	WASHER, LOCK, 5/16" SPLIT, SST	4
12	106407	WASHER, LOCK, 3/8" SPLIT, SST	4
13	106679	KEY, 1/4" X 1/4" X 2-1/2" LG. SST	1
14	115575	MOTOR, 1/2 HP DRIVE, MV/3PH	1
14a	180038	MOTOR, 3/4 HP, DRIVE, MV/3PH	1
14b	115576	MOTOR, 1/2 HP, DRIVE, 575/3	1
14c	180233	MOTOR, 3/4 HP, DRIVE, 575/3	1
15	107305	KEY, 1/4" X 1/4" X 1-1/2" SST	3
16*	-----	SHEAVE, 3/4" BORE, (Consult Factory for P/N)	1
17	108434	SPROCKET, CONVEYOR, MACHINED, 2.7 PITCH	3
18	109010	HEX GRIP NUT, 3/8-16 SST, W/NYLON	8
19	109958	BEARING, DRIVE, 1" BORE	2
20	110300-1	GEAR BOX, LH, NO BRACKETS	1
20a	110299-1	GEAR BOX, RH, NO BRACKETS	1
21	111101	SPROCKET, 50B26-1" BORE W/KEYWAY	1
22	111480	BOLT, HEX HEAD, 3/8-16 X 3/4" SST W/LOCTITE	3
23	206959	CHAIN, DRIVE, #50	1
23a	101153	LINK, OFFSET, #50 CHAIN	1
23b	101149	LINK, MASTER, #50 CHAIN	1
24	330011	(EUCCW), SHAFT, DRIVE	1
24a	206682	(EUCC), SHAFT, DRIVE	1

Figure - 74 (Parts List)

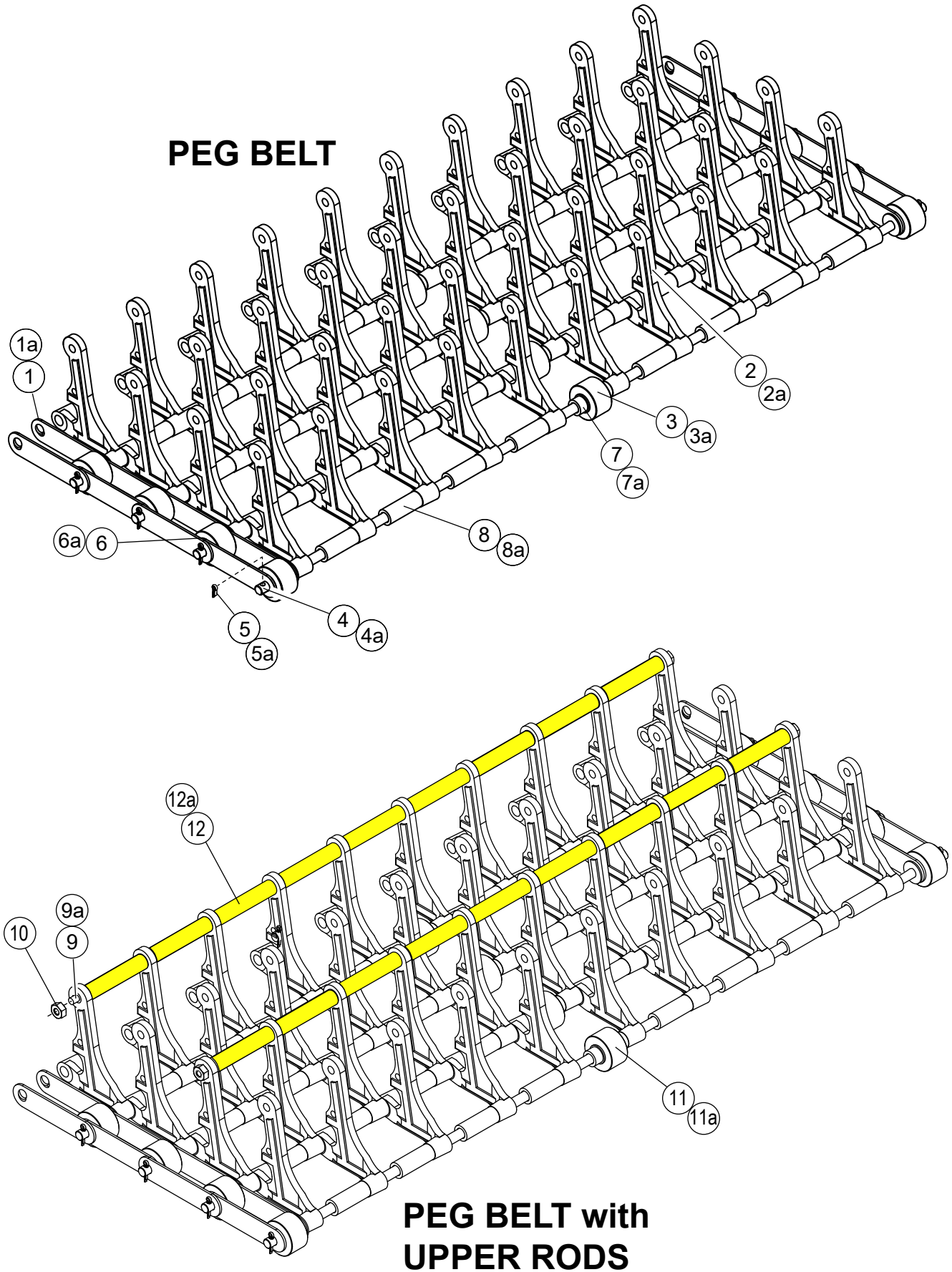


Figure - 75

Item No.	Part No.	DESCRIPTION PEG BELT	QTY.
(PRO-EUCCW and STANDARD EUCCW) P/N 404104, ROD SECTION (includes Items 1-8)			
1	108435	LINK, STRAIGHT END, SST	4
2	110092	LINK, CONVEYOR BELT, UPRIGHT	10
3	114536	ROLLER, CONVEYOR, (SOLID GRAY)	3
4	108381	ROD, DRILLED, 5/16" X 29-1/4", SST	1
5	108875	COTTER, PIN, 3/32" X 1/2", UNEVEN, SST	2
6	102376	WASHER, FLAT, 5/16" X 3/4" X 1/16", SST	4
7	108378	SPACER, 17/32" X 11/32" X 5/16", (GRAY)	4
8	108438	SPACER, 17/32" X 11/32" X 1-13/32", (GRAY)	8

Item No.	Part No.	DESCRIPTION PEG BELT	QTY.
(PRO-EUCC and STANDARD EUCC) P/N 404105, ROD SECTION (includes Items 1a-8a)			
1a	108435	LINK, STRAIGHT END, SST	8
2a	110092	LINK, CONVEYOR BELT, UPRIGHT	9
3a	114536	ROLLER, CONVEYOR, (SOLID GRAY)	2
4a	108380	ROD, DRILLED, 5/16" X 24", SST	1
5a	108875	COTTER, PIN, 3/32" X 1/2", UNEVEN, SST	2
6a	102376	WASHER, FLAT, 5/16" X 3/4" X 1/16", SST	2
7a	108378	SPACER, 17/32" X 11/32" X 5/16", (GRAY)	2
8a	108438	SPACER, 17/32" X 11/32" X 1-13/32", (GRAY)	7

Item No.	Part No.	DESCRIPTION UPPER ROD Only Upper Rod Parts	QTY.
(PRO-EUCCW/EUCC and STANDARD EUCCW/EUCC) P/N 404106 EUCCW, ROD SECTION / P/N 404114, EUCC ROD SECTION			
9	202601	ROD THREADED, 1/4" X 26", SST, EUCCW	1
9a	108376	ROD THREADED, 1/4" X 20-5/8", SST, EUCC	1
10	100141	NUT, GRIP, 1/4-20 SST, EUCCW, EUCC	2
11	114536	ROLLER, CONVEYOR, (SOLID GRAY), EUCCW	3
11a	114536	ROLLER, CONVEYOR, (SOLID GRAY), EUCC	2
12	108439	SPACER, 1/2" X 9/32" X 2-9/16" EUCCW	9
12a	108379	SPACER, 1/2" X 9/32" X 2-1/4" EUCC	8

Figure - 75 (Parts List)

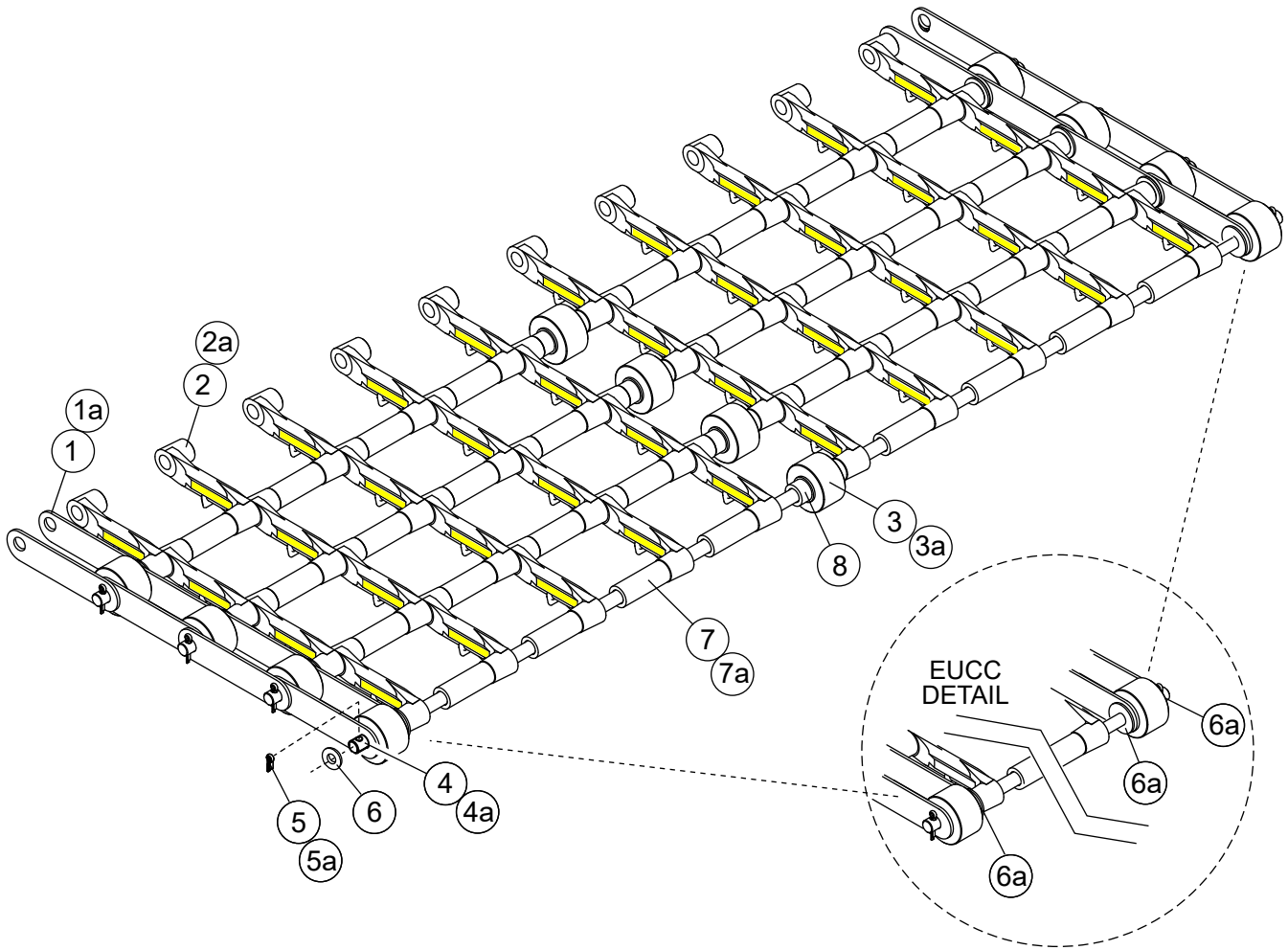


Figure - 76

Item No.	Part No.	DESCRIPTION FLAT BELT	QTY.
(PRO-EUCCW and STANDARD EUCCW) P/N 402237, 2-ROD SECTION (includes Items 1-8)			
1	108435	LINK, STRAIGHT END, SST	8
2	110094	LINK, FLAT, (GRAY)	20
3	114536	ROLLER, CONVEYOR, (SOLID GRAY)	6
4	108381	ROD, DRILLED, 5/16" X 29-1/4", SST	2
5	108875	COTTER, PIN, 3/32" X 1/2", UNEVEN, SST	4
6	102376	WASHER, FLAT, 5/16" X 3/4" X 1/16", SST	4
7	108438	SPACER, 17/32" X 11/32" X 1-13/32", (GRAY)	16
8	108378	SPACER, 17/32" X 11/32" X 5/16", (GRAY)	4

Item No.	Part No.	DESCRIPTION FLAT BELT	QTY.
(PRO-EUCC and STANDARD EUCC) P/N 402294, 2-ROD SECTION (includes Items 1a-7a)			
1a	108435	LINK, STRAIGHT END, SST	8
2a	110094	LINK, FLAT, (GRAY)	18
3a	114536	ROLLER, CONVEYOR, (SOLID GRAY)	2
4a	108380	ROD, DRILLED, 5/16" X 24", SST	2
5a	108875	COTTER, PIN, 3/32" X 1/2", UNEVEN, SST	2
6a	102376	WASHER, FLAT, 5/16" X 3/4" X 1/16", SST	3
7a	108377	SPACER, BELT, 17/32" X 11/32" X 1-3/32 (GRAY)	16

Figure - 76 (Parts List)

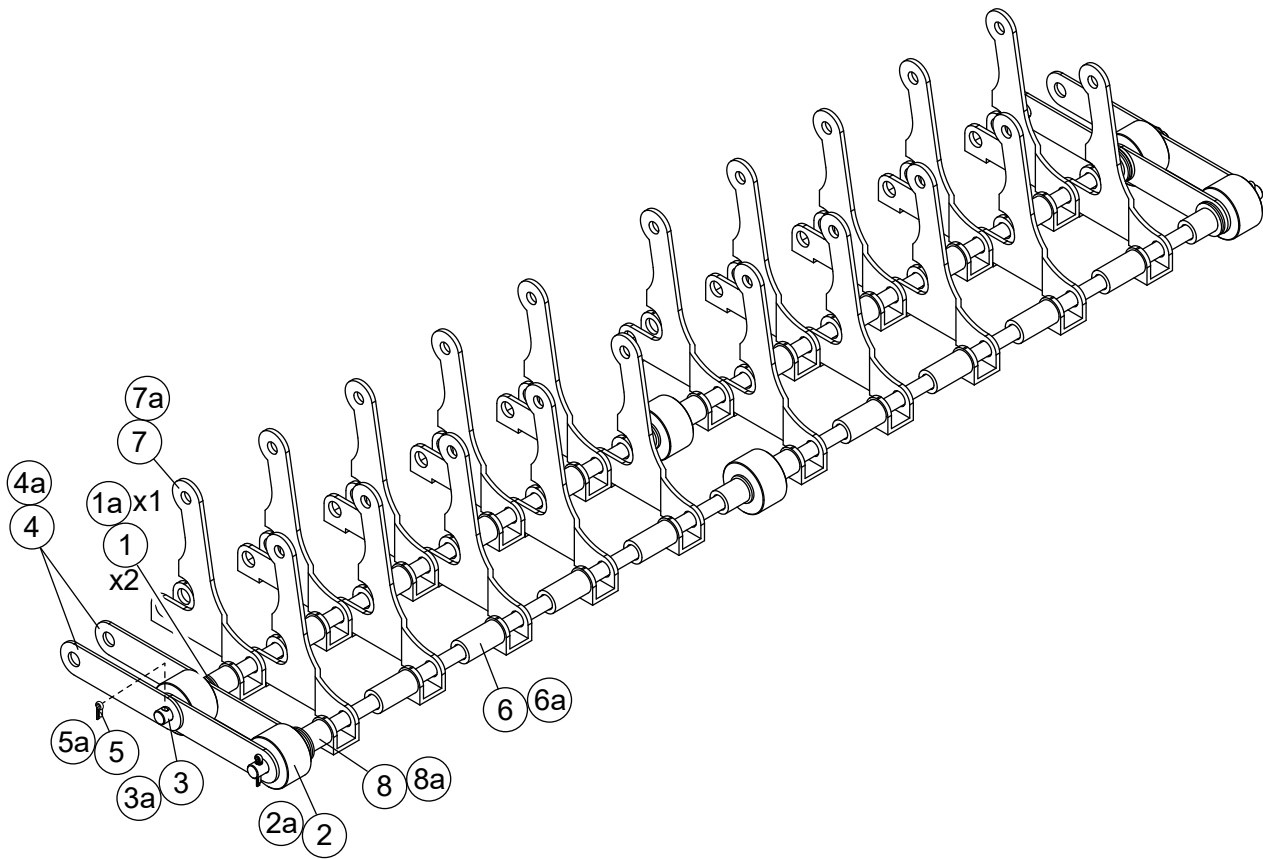


Figure - 77

Item No.	Part No.	DESCRIPTION STAINLESS STEEL PEG BELT	QTY.
(PRO-EUCCW and STANDARD EUCCW) 1-ROD SECTION (includes Items 1-8)			
1	102376	WASHER, FLAT, 5/16" X 3/4" X 1/16" , SST	4
2	108375	ROLLER, CONVEYOR, SST	3
3	108381	ROD, DRILLED, 5/16" X 29-1/4", SST	1
4	108435	LINK, STRAIGHT END, SST	4
5	108875	COTTER, PIN, 3/32" X 1/2", UNEVEN, SST	2
6	109282	SPACER, 17/32" X 11/32" X 1-1/32", (GRAY)	8
7	111421	UPRIGHT LINK, PEG BELT, SST	10
8	115221	SPACER, 17/32" X 11/32" X 5/8", (GRAY)	4

Item No.	Part No.	DESCRIPTION STAINLESS STEEL PEG BELT	QTY.
(PRO-EUCC and STANDARD EUCC) 1-ROD SECTION (includes Items 1a-7a)			
1a	102376	WASHER, FLAT, 5/16" X 3/4" X 1/16" , SST	2
2a	108375	ROLLER, CONVEYOR, SST	2
3a	108380	ROD, DRILLED, 5/16" X 24", SST	1
4a	108435	LINK, STRAIGHT END, SST	4
5a	108875	COTTER, PIN, 3/32" X 1/2", UNEVEN, SST	2
6a	109282	SPACER, 17/32" X 11/32" X 1-1/32", (GRAY)	7
7a	111421	UPRIGHT LINK, PEG BELT, SST	9

Figure - 77 (Parts List)

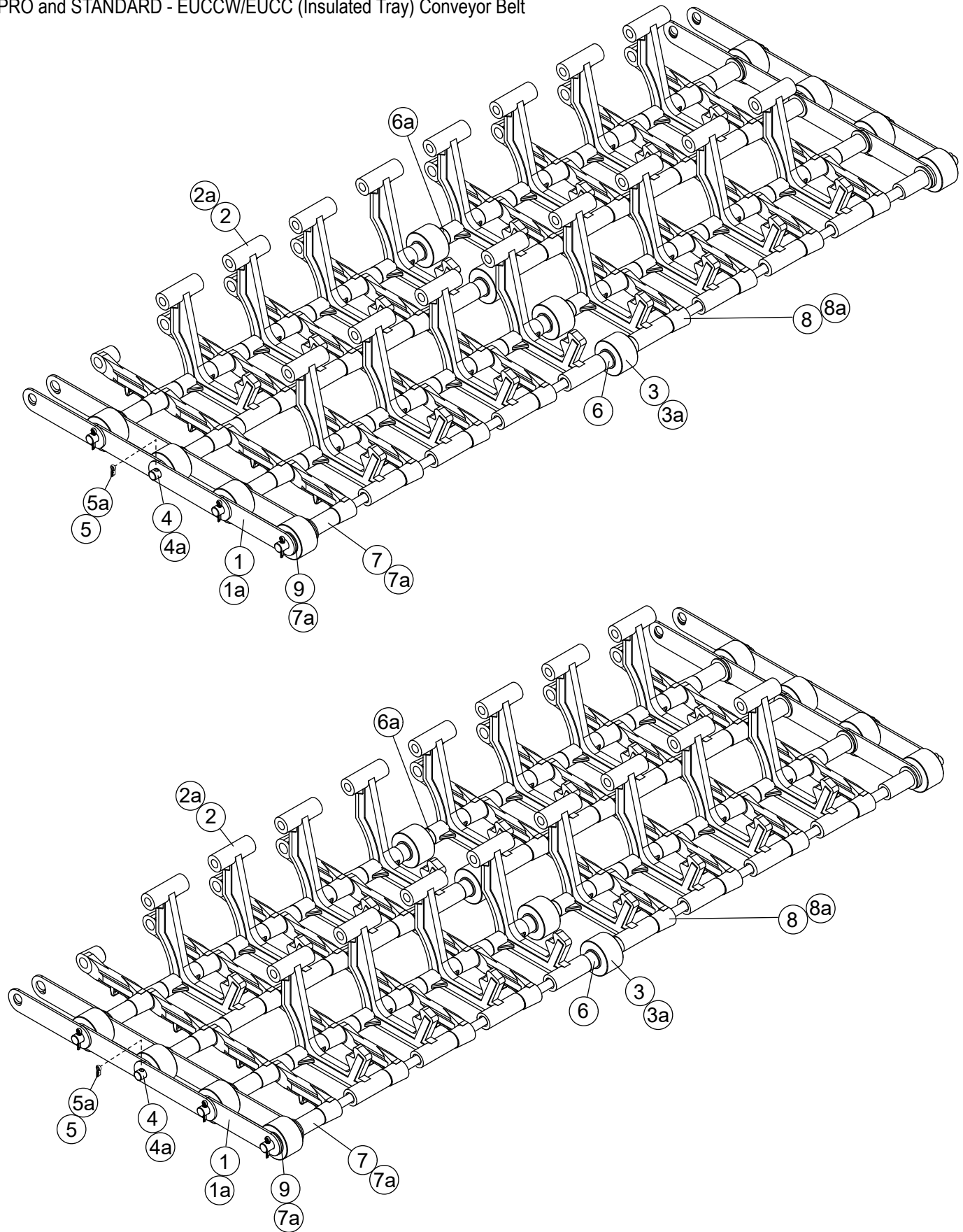


Figure - 78

Item No.	Part No.	DESCRIPTION INSULATED TRAY BELT (PRO-EUCCW and STANDARD EUCCW) (2 ROD SECTION)	QTY.
(
2-ROD SECTION (includes Items 1-10)			
1	108435	LINK, STRAIGHT END, SST	8
2	109030	LINK, UPRIGHT, TRAY	8
3	114536	ROLLER, CONVEYOR, (SOLID GRAY)	6
4	108381	ROD, DRILLED, 5/16" X 29-1/4", SST	2
5	108875	COTTER, PIN, 3/32" X 1/2", UNEVEN, SST	4
6	108378	SPACER, 17/32" X 11/32" X 5/16", (GRAY)	2
7	109282	SPACER, 17/32" X 11/32" X 1-1/32", (GRAY)	4
8	110094	LINK, FLAT, (GRAY)	16
9	102376	WASHER, FLAT, 5/16" X 3/4" X 1/16", SST	2
10	204995	LINK, FLAT, MODIFIED	1

Item No.	Part No.	DESCRIPTION INSULATED TRAY BELT (PRO-EUCC and STANDARD EUCC)	QTY.
2-ROD SECTION (includes Items 1-8)			
1a	108435	LINK, STRAIGHT END, SST	8
2a	109030	LINK, UPRIGHT, TRAY	8
3a	114536	ROLLER, CONVEYOR, (SOLID GRAY)	4
4a	108380	ROD, DRILLED, 5/16" X 24", SST	2
5a	108875	COTTER, PIN, 3/32" X 1/2", UNEVEN, SST	4
6a	108378	SPACER, 17/32" X 11/32" X 5/16", (GRAY)	2
7a	102376	WASHER, FLAT, 5/16" X 3/4" X 1/16", SST	2
8	110094	LINK, FLAT, (GRAY)	13

Figure - 78 (Parts List)

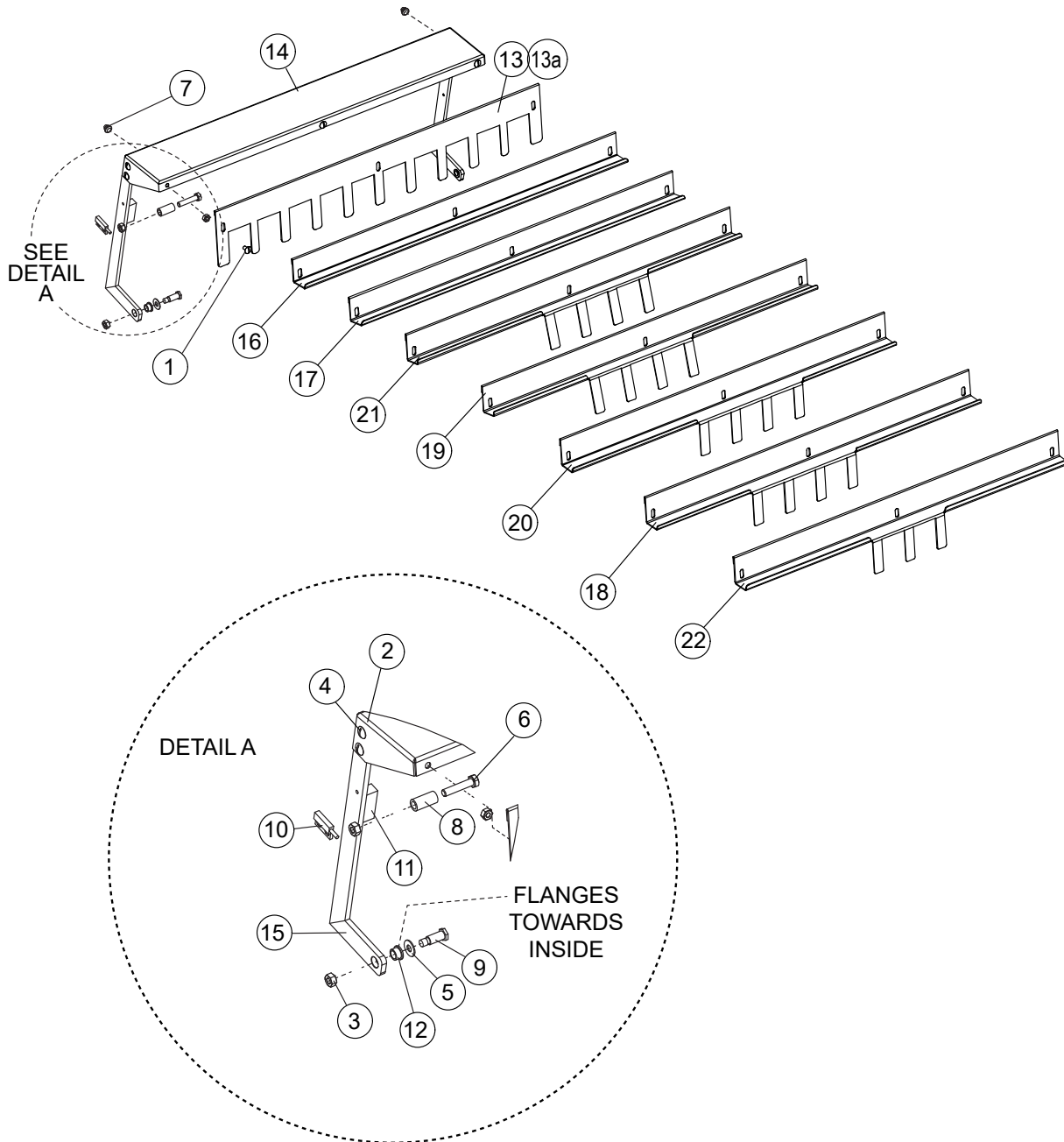


Figure - 79

Item No.	Part No.	DESCRIPTION	QTY.
1	100073	SCREW, TRUSS HEAD, 1/4-20 X 1/2" SST	3
2	100141	HEX GRIP NUT, 1/4-20 SST, CTR., LOCK	7
3	100142-1	NUT, TOPLOCK, 5/16-18, SST	2
4	100779	SCREW, TRUSS HEAD, 1/4-20 X 5/8" SST	4
5	102376	WASHER, FLAT, 5/16" X 3/4" X 1/16", SST	1
6	104002	BOLT, HEX HEAD, 5/16-18 X 1-1/2" SST	1
7	107893	ABSORBER, SHOCK	2
8	108377	SPACER, BELT, 17/32" X 11/32" X 1-3/32 (GRAY)	1
9	113692	BOLT, SHOULDER, 3/8" X 3/4" X 5/16-18	1
10	113719	SWITCH, REED	1
11	113937	MAGNET, REED SWITCH	1
12	114162	BUSHING, BRONZE OIL FLANGED, CONVEYOR SHUT-OFF, EUCCW	2
13	332347-D3	FINGERS, SHUT-OFF SHELF, LONG, D3/D4	1
13a	330028	FINGERS, SHUT-OFF SHELF, LONG, EUCCW	1
14	330069	SHELF, WELDMENT, CONVEYOR SHUT-OFF, EUCCW	1
15	330070	ARM, WELDMENT, CONVEYOR SHUT-OFF SHELF	1
16	332126	FINGERS, SHORT, SHUT-OFF SHELF, EUCCW	1
17	332126-D3	FINGERS, SHORT, SHUT-OFF SHELF, EUCCW W/D3-D4	1
18	333319	FINGERS, SHUT-OFF, LONG/SHORT, PEG, LR, SHT. PAN, EUCCW	1
19	333319-D3	FINGERS, SHUT-OFF, LONG/SHORT, PEG, LR, SHT. PAN, EUCCW W/D3	1
20	333697	FINGERS, SHUT-OFF, LONG/SHORT, TRAY, RL, SHT. PAN, EUCCW	1
21	333697-D3	FINGERS, SHUT-OFF, LONG/SHORT, PEG, RL, SHT. PAN EUCCW W/D3	1
22	334462	FINGERS, INS., TRAY BELT/SHT. PAN, RL/LR, EUCCW	1

Figure - 79 (Parts List)

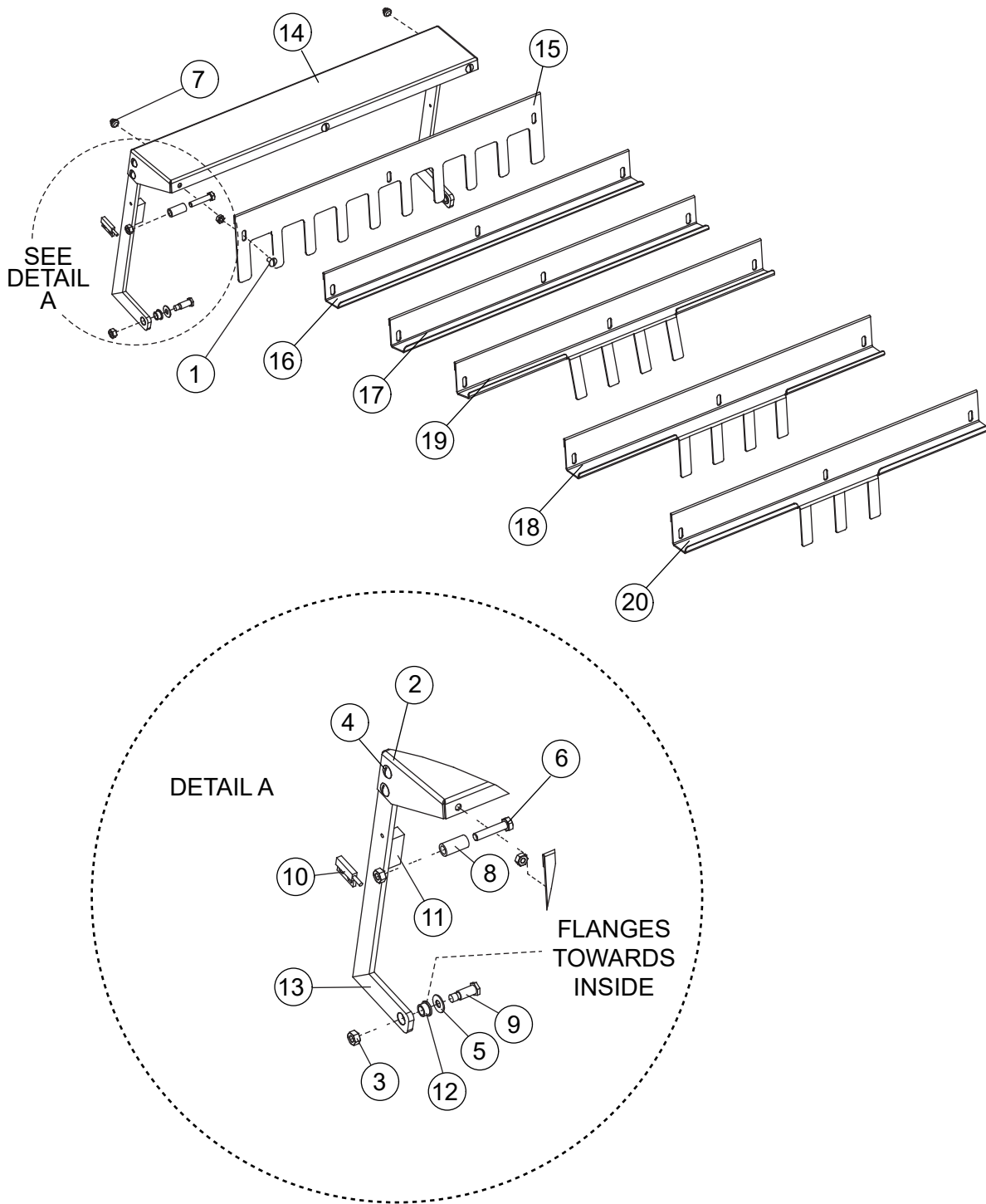


Figure - 80

Item No.	Part No.	DESCRIPTION	QTY.
1	100073	SCREW, TRUSS HEAD, 1/4-20 X 1/2" SST	3
2	100141	HEX GRIP NUT, 1/4-20 SST, CTR., LOCK	7
3	100142-1	NUT, TOPLOCK, 5/16-18, SST	2
4	100779	SCREW, TRUSS HEAD, 1/4-20 X 5/8" SST	4
5	102376	WASHER, FLAT, 5/16" X 3/4" X 1/16", SST	1
6	104002	BOLT, HEX HEAD, 5/16-18 X 1-1/2" SST	1
7	107893	ABSORBER, SHOCK	2
8	108377	SPACER, BELT, 17/32" X 11/32" X 1-3/32 (GRAY)	1
9	113692	BOLT, SHOULDER, 3/8" X 3/4" X 5/16-18	1
10	113719	SWITCH, REED	1
11	113937	MAGNET, REED SWITCH	1
12	114162	BUSHING, BRONZE OIL FLANGED, CONVEYOR SHUT-OFF, EUCCW	1
13	330070	ARM, CONVEYOR SHUT-OFF, EUCCW	2
14	330709	SHELF, WELDMENT, CONVEYOR SHUT-OFF, EUCC	1
15	332065	FINGERS, LONG, SHUT-OFF SWITCH, EUCC	1
16	332601	FINGERS, SHUT-OFF SWITCH SHORT,, EUCC	1
17	332601-D3	FINGERS,SHUT-OFF SWITCH, SHORT, EUCC W/D3-D4	1
18	333559	FINGERS, SHUT-OFF, LONG/SHORT, PEG, RL/LR, SHT. PAN, EUCC	1
19	333559-D3	FINGERS, SHUT-OFF, LONG/SHORT, PEG, RL/LR, SHT. PAN, EUCC-D3	1
20	334639	FINGERS, SHUT-OFF, LONG/SHORT, TRAY, RL/LR, SHT. PAN, EUCC	1

Figure - 80 (Parts List)

Item No.	Part No.	DESCRIPTION	QTY.
1	100734	BOLT, HEX HEAD, 1/4-20 X 1/2" SST (Not Shown)	12
2	106026	WASHER, FLAT, 1/4" SST (Not Shown)	12
3	106482	WASHER, LOCK, 1/4" SPLIT, SST (Not Shown)	12
4	112445	CURTAIN, SHORT, 14" X 32" EUCCW	5
4a	108573	CURTAIN, SHORT, 19" X 32" EUCC	5
5	113939-1	LABEL, LONG CURTAIN, RL	2
6	113940-1	LABEL, SHORT CURTAIN, RL	1
7	113941-1	LABEL, MEDIUM CURTAIN, RL	5
8	114111	CURTAIN, LONG, 19" X 34-1/4", EUCCW	2
8a	108572	CURTAIN, LONG, END, 19-3/4" X 26", EUCC	2
8b	108570	CURTAIN, LONG, END, 24-1/4" X 32", EUCCW, HIGH-HOOD	2
9	204949	CURTAIN, SHORT, 10" X 32", AUXILIARY RINSE, EUCCW	1
9a	205328	CURTAIN, SHORT, 10" X 24-1/4", AUXILIARY RINSE, EUCC	1
10	205432	ROD, CURTAIN, 5/16" X 32", SST, EUCCW	3
10a	206709	ROD, CURTAIN, 5/16" X 26-3/4", SST, EUCC	3
11	206581	ROD, CURTAIN, 5/16" X 34-1/4", SST, EUCCW	5
11a	206710	ROD, CURTAIN, 5/16" X 29", SST, EUCC	5
12	329719-1	BAFFLE, CURTAIN HANGER MANIFOLD, MTD, RH, EUCCW	2
12a	330693-1	BAFFLE, CURTAIN HANGER, MANIFOLD, MTD, RH, EUCC	2
13	329720-1	BAFFLE, CURTAIN HANGER, HOOD MTD, RH, EUCCW	2
13a	330692-1	BAFFLE, CURTAIN HANGER, HOOD MTD, RH, EUCC	2
14	329720-2	BAFFLE, CURTAIN HANGER, HOOD MTD, LH, EUCCW	1
14a	330692-2	BAFFLE, CURTAIN HANGER, HOOD MTD, LH, EUCC	1
15	331200-1	BAFFLE, CURTAIN HANGER, AUX, CENTER, RL, EUCCW	1
15a	331201-1	BAFFLE, CURTAIN HANGER, AUX, CENTER, RL, EUCC	1

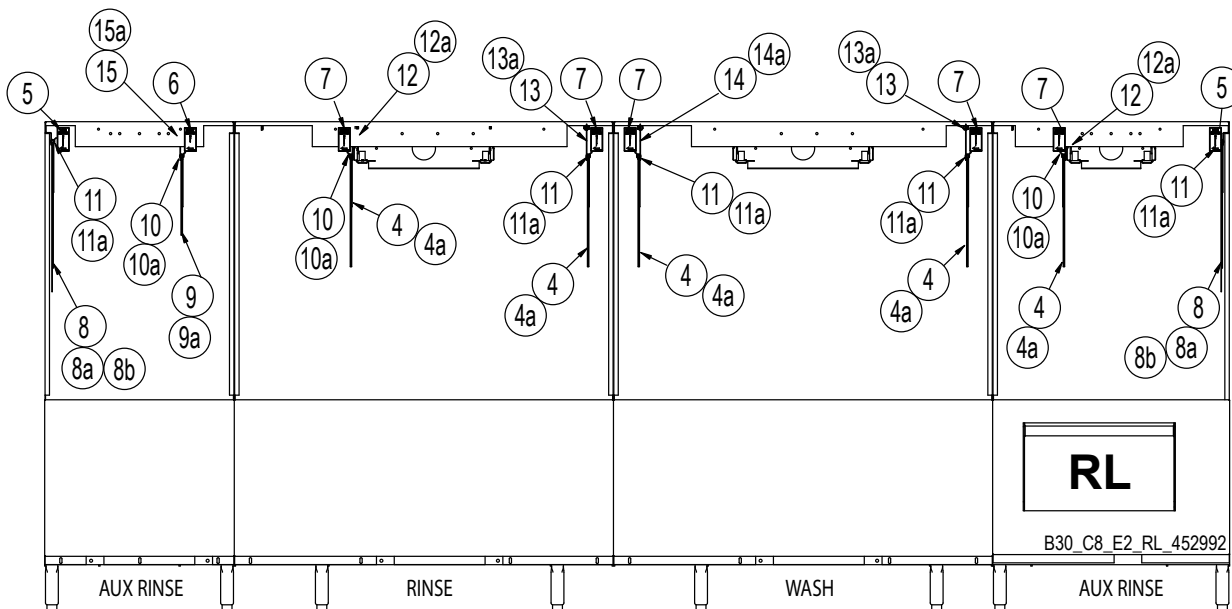


Figure - 81 (Parts List)

Item No.	Part No.	DESCRIPTION	QTY.
1	100734	BOLT, HEX HEAD, 1/4-20 X 1/2" SST (Not Shown)	12
2	106026	WASHER, FLAT, 1/4" SST (Not Shown)	12
3	106482	WASHER, LOCK, 1/4" SPLIT, SST (Not Shown)	12
4	112445	CURTAIN, SHORT, 14" X 32" EUCCW	5
4a	108573	CURTAIN, SHORT, 14" X 26" EUCC	5
5	113939	LABEL, LONG CURTAIN, LR	2
6	113940	LABEL, SHORT CURTAIN, LR	1
7	113941	LABEL, MEDIUM CURTAIN, LR	5
8	114111	CURTAIN, LONG, 19" X 34-1/4", EUCCW	2
8a	108572	CURTAIN, LONG, END, 19-1/4" X 26", EUCC	2
8b	108570	CURTAIN, LONG, END, 24-1/4" X 32", EUCCW, HIGH-HOOD	2
9	204949	CURTAIN, SHORT, 10" X 32", AUXILIARY RINSE, EUCCW	1
9a	205328	CURTAIN, SHORT, 10" X 24-1/4", AUXILIARY RINSE, EUCC	1
10	205432	ROD, CURTAIN, 5/16" X 32", SST, EUCCW	3
10a	206709	ROD, CURTAIN, 5/16" X 26-3/4", SST, EUCC	3
11	206581	ROD, CURTAIN, 5/16" X 34-1/4", SST, EUCCW	5
11a	206710	ROD, CURTAIN, 5/16" X 29", SST, EUCC	5
12	329719-1	BAFFLE, CURTAIN HANGER MANIFOLD, MTD, RH, EUCCW	2
12a	330693-1	BAFFLE, CURTAIN HANGER, MANIFOLD, MTD, RH, EUCC	2
13	329720-1	BAFFLE, CURTAIN HANGER, HOOD MTD, RH, EUCCW	1
13a	330692-1	BAFFLE, CURTAIN HANGER, HOOD MTD, RH, EUCC	1
14	329720-2	BAFFLE, CURTAIN HANGER, HOOD MTD, LH, EUCCW	2
14a	330692-2	BAFFLE, CURTAIN HANGER, HOOD MTD, LH, EUCC	2
15	331200-2	BAFFLE, CURTAIN HANGER, AUX, CENTER, LR, EUCCW	1
15a	331201-2	BAFFLE, CURTAIN HANGER, AUX, CENTER, LR, EUCC	1

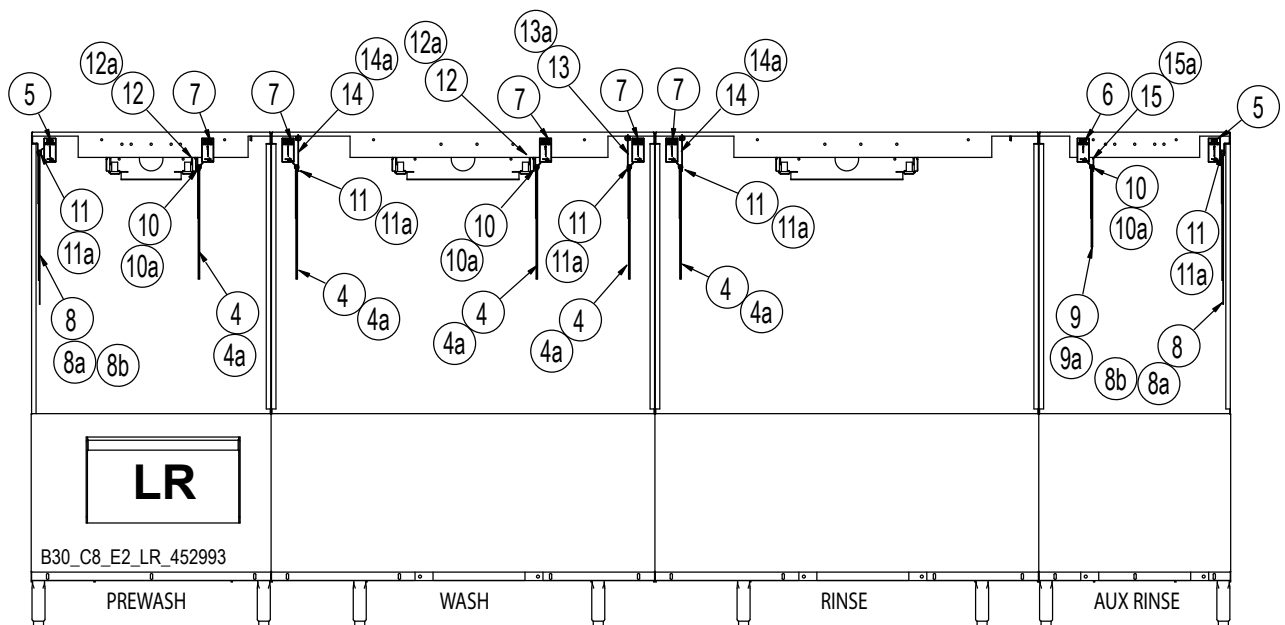


Figure - 82 (Parts List)

Item No.	Part No.	DESCRIPTION	QTY.
1	100734	BOLT, HEX HEAD, 1/4-20 X 1/2" SST (Not Shown)	12
2	106026	WASHER, FLAT, 1/4" SST (Not Shown)	12
3	106482	WASHER, LOCK, 1/4" SPLIT, SST (Not Shown)	12
4	112445	CURTAIN, SHORT, 14" X 32" EUCCW	5
4a	108573	CURTAIN, SHORT, 14" X 26" EUCC	5
5	113939-1	LABEL, LONG CURTAIN, RL	2
6	113940-1	LABEL, SHORT CURTAIN, RL	1
7	113941-1	LABEL, MEDIUM CURTAIN, RL	5
8	114111	CURTAIN, LONG, 19" X 34-1/4", EUCCW	2
8a	108572	CURTAIN, LONG, END, 19-1/4" X 26", EUCC	2
8b	108570	CURTAIN, LONG, END, 24-1/4" X 32", EUCCW, HIGH-HOOD	2
9	204949	CURTAIN, SHORT, 10" X 32", AUXILIARY RINSE, EUCCW	1
9a	205328	CURTAIN, SHORT, 10" X 24-1/4", AUXILIARY RINSE, EUCC	1
10	205432	ROD, CURTAIN, 5/16" X 32", SST, EUCCW	3
10a	206709	ROD, CURTAIN, 5/16" X 26-3/4", SST, EUCC	3
11	206581	ROD, CURTAIN, 5/16" X 34-1/4", SST, EUCCW	5
11a	206710	ROD, CURTAIN, 5/16" X 29", SST, EUCC	5
12	329719-1	BAFFLE, CURTAIN HANGER MANIFOLD, MTD, RH, EUCCW	2
12a	330693-1	BAFFLE, CURTAIN HANGER, MANIFOLD, MTD, RH, EUCC	2
13	329720-1	BAFFLE, CURTAIN HANGER, HOOD MTD, RH, EUCCW	2
13a	330692-1	BAFFLE, CURTAIN HANGER, HOOD MTD, RH, EUCC	2
14	329720-2	BAFFLE, CURTAIN HANGER, HOOD MTD, LH, EUCCW	1
14a	330692-2	BAFFLE, CURTAIN HANGER, HOOD MTD, LH, EUCC	1
15	331200-1	BAFFLE, CURTAIN HANGER, AUX, CENTER, RL, EUCCW	1
15a	331201-1	BAFFLE, CURTAIN HANGER, AUX, CENTER, RL, EUCC	1

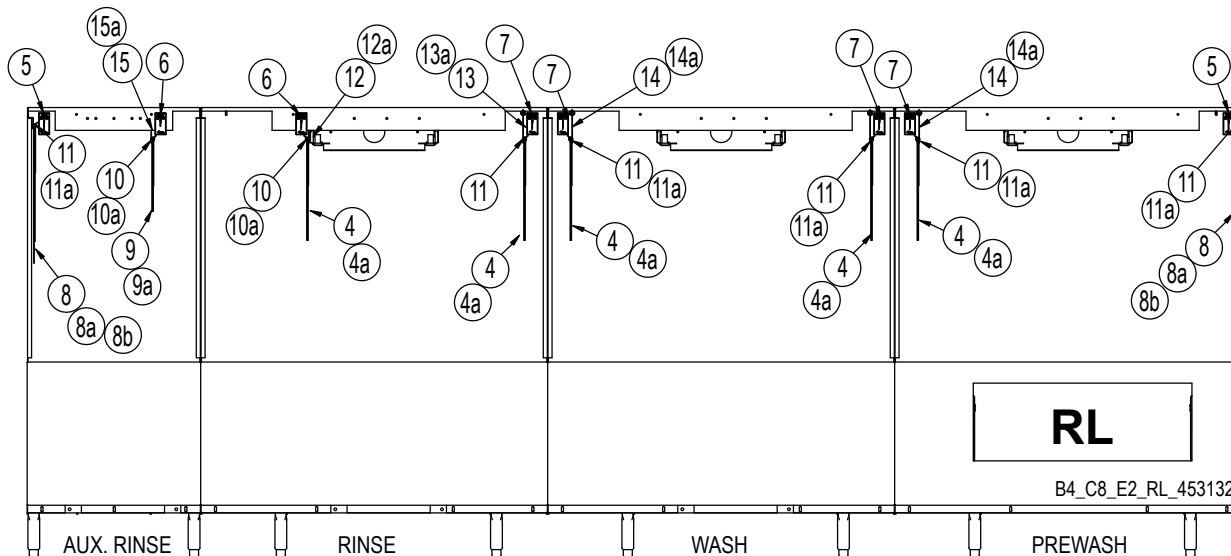


Figure - 83 (Parts List)

Item No.	Part No.	DESCRIPTION	QTY.
1	100734	BOLT, HEX HEAD, 1/4-20 X 1/2" SST (Not Shown)	12
2	106026	WASHER, FLAT, 1/4" SST (Not Shown)	12
3	106482	WASHER, LOCK, 1/4" SPLIT, SST (Not Shown)	12
4	112445	CURTAIN, SHORT, 14" X 32" EUCCW	5
4a	108573	CURTAIN, SHORT, 14" X 26" EUCC	5
5	113939	LABEL, LONG CURTAIN, LR	2
6	113940	LABEL, SHORT CURTAIN, LR	1
7	113941	LABEL, MEDIUM CURTAIN, LR	5
8	114111	CURTAIN, LONG, 19" X 34-1/4", EUCCW	2
8a	108572	CURTAIN, LONG, END, 19-1/4" X 26", EUCC	2
8b	108570	CURTAIN, LONG, END, 24-1/4" X 32", EUCCW, HIGH-HOOD	2
9	204949	CURTAIN, SHORT, 10" X 32", AUXILIARY RINSE, EUCCW	1
9a	205328	CURTAIN, SHORT, 10" X 24-1/4", AUXILIARY RINSE, EUCC	1
10	205432	ROD, CURTAIN, 5/16" X 32", SST, EUCCW	3
10a	206709	ROD, CURTAIN, 5/16" X 26-3/4", SST, EUCC	3
11	206581	ROD, CURTAIN, 5/16" X 34-1/4", SST, EUCCW	5
11a	206710	ROD, CURTAIN, 5/16" X 29", SST, EUCC	5
12	329719-1	BAFFLE, CURTAIN HANGER MANIFOLD, MTD, RH, EUCCW	2
12a	330693-1	BAFFLE, CURTAIN HANGER, MANIFOLD, MTD, RH, EUCC	2
13	329720-1	BAFFLE, CURTAIN HANGER, HOOD MTD, RH, EUCCW	1
13a	330692-1	BAFFLE, CURTAIN HANGER, HOOD MTD, RH, EUCC	1
14	329720-2	BAFFLE, CURTAIN HANGER, HOOD MTD, LH, EUCCW	2
14a	330692-2	BAFFLE, CURTAIN HANGER, HOOD MTD, LH, EUCC	2
15	331200-2	BAFFLE, CURTAIN HANGER, AUX, CENTER, LR, EUCCW	1
15a	331201-2	BAFFLE, CURTAIN HANGER, AUX, CENTER, LR, EUCC	1

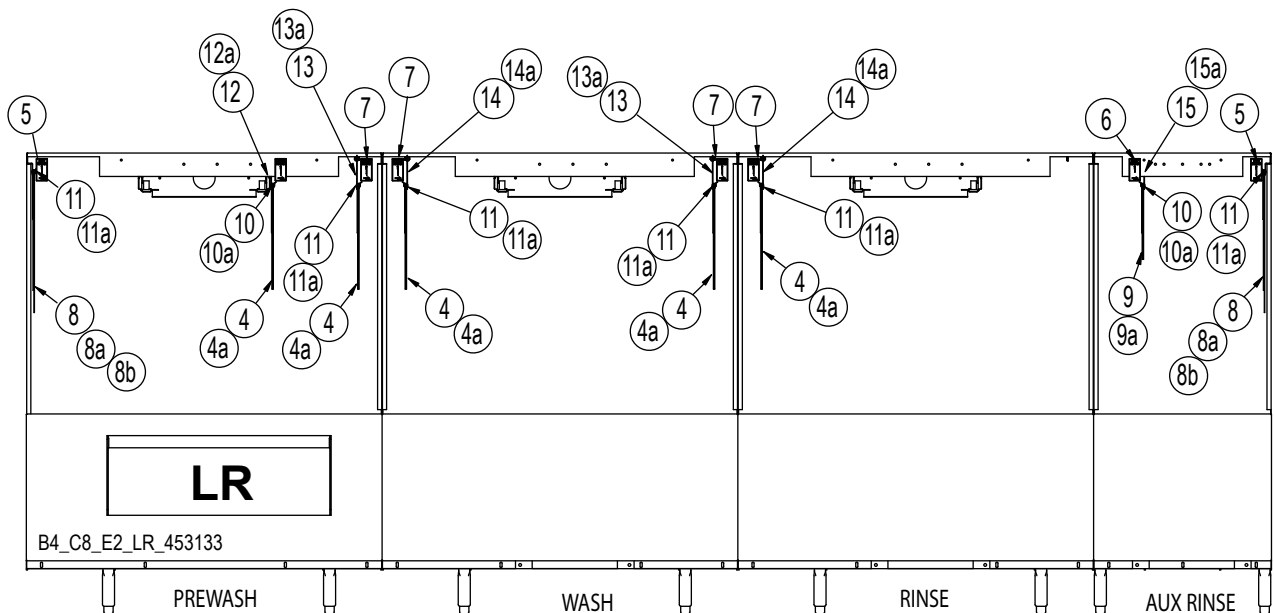


Figure - 84 (Parts List)

Item No.	Part No.	DESCRIPTION	QTY.
1	100734	BOLT, HEX HEAD, 1/4-20 X 1/2" SST (Not Shown)	16
2	106026	WASHER, FLAT, 1/4" SST (Not Shown)	16
3	106482	WASHER, LOCK, 1/4" SPLIT, SST (Not Shown)	16
4	112445	CURTAIN, SHORT, 14" X 32" EUCCW	7
4a	108573	CURTAIN, SHORT, 14" X 26" EUCC	7
5	113939-1	LABEL, LONG CURTAIN, RL	2
6	113940-1	LABEL, SHORT CURTAIN, RL	1
7	113941-1	LABEL, MEDIUM CURTAIN, RL	7
8	114111	CURTAIN, LONG, 19" X 34-1/4", EUCCW	2
8a	108572	CURTAIN, LONG, END, 19-1/4" X 26", EUCC	2
8b	108570	CURTAIN, LONG, END, 24-1/4" X 32", EUCCW, HIGH-HOOD	2
9	204949	CURTAIN, SHORT, 10" X 32", AUXILIARY RINSE, EUCCW	1
9a	205328	CURTAIN, SHORT, 10" X 24-1/4", AUXILIARY RINSE, EUCC	1
10	205432	ROD, CURTAIN, 5/16" X 32", SST, EUCCW	3
10a	206709	ROD, CURTAIN, 5/16" X 26-3/4", SST, EUCC	3
11	206581	ROD, CURTAIN, 5/16" X 34-1/4", SST, EUCCW	7
11a	206710	ROD, CURTAIN, 5/16" X 29", SST, EUCC	7
12	329719-2	BAFFLE, CURTAIN HANGER MANIFOLD, MTD, LH, EUCCW	2
12a	330693-2	BAFFLE, CURTAIN HANGER, MANIFOLD, MTD, LH, EUCC	2
13	329720-1	BAFFLE, CURTAIN HANGER, HOOD MTD, RH, EUCCW	2
13a	330692-1	BAFFLE, CURTAIN HANGER, HOOD MTD, RH, EUCC	2
14	329720-2	BAFFLE, CURTAIN HANGER, HOOD MTD, LH, EUCCW	3
14a	330692-2	BAFFLE, CURTAIN HANGER, HOOD MTD, LH, EUCC	3
15	331200-1	BAFFLE, CURTAIN HANGER, AUX, CENTER, RL, EUCCW	1
15a	331201-1	BAFFLE, CURTAIN HANGER, AUX, CENTER, RL, EUCC	1

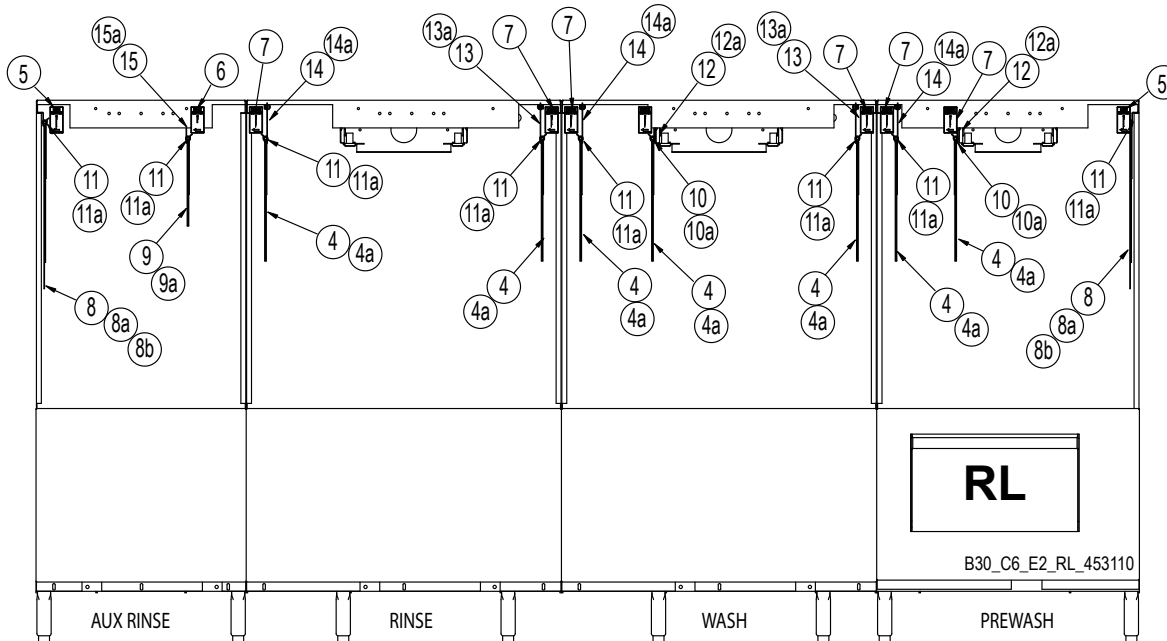


Figure - 85 (Parts List)

Item No.	Part No.	DESCRIPTION	QTY.
1	100734	BOLT, HEX HEAD, 1/4-20 X 1/2" SST (Not Shown)	16
2	106026	WASHER, FLAT, 1/4" SST (Not Shown)	16
3	106482	WASHER, LOCK, 1/4" SPLIT, SST (Not Shown)	16
4	112445	CURTAIN, SHORT, 14" X 32" EUCCW	7
4a	108573	CURTAIN, SHORT, 14" X 26" EUCC	7
5	113939	LABEL, LONG CURTAIN, LR	2
6	113940	LABEL, SHORT CURTAIN, LR	1
7	113941	LABEL, MEDIUM CURTAIL, LR	7
8	114111	CURTAIN, LONG, 19" X 34-1/4", EUCCW	2
8a	108572	CURTAIN, LONG, END, 19-1/4" X 26", EUCC	2
8b	108570	CURTAIN, LONG, END, 24-1/4" X 32", EUCCW, HIGH-HOOD	2
9	204949	CURTAIN, SHORT, 10" X 32", AUXILIARY RINSE, EUCCW	1
9a	205328	CURTAIN, SHORT, 10" X 24-1/4", AUXILIARY RINSE, EUCC	1
10	205432	ROD, CURTAIN, 5/16" X 32", SST, EUCCW	3
10a	206709	ROD, CURTAIN, 5/16" X 26-3/4", SST, EUCC	3
11	206581	ROD, CURTAIN, 5/16" X 34-1/4", SST, EUCCW	7
11a	206710	ROD, CURTAIN, 5/16" X 29", SST, EUCC	7
12	329719-1	BAFFLE, CURTAIN HANGER MANIFOLD, MTD, RH, EUCCW	2
12a	330693-1	BAFFLE, CURTAIN HANGER, MANIFOLD, MTD, RH, EUCC	2
13	329720-1	BAFFLE, CURTAIN HANGER, HOOD MTD, RH, EUCCW	3
13a	330692-1	BAFFLE, CURTAIN HANGER, HOOD MTD, RH, EUCC	3
14	329720-2	BAFFLE, CURTAIN HANGER, HOOD MTD, LH, EUCCW	2
14a	330692-2	BAFFLE, CURTAIN HANGER, HOOD MTD, LH, EUCC	2
15	331200-2	BAFFLE, CURTAIN HANGER, AUX, CENTER, LR, EUCCW	1
15a	331201-2	BAFFLE, CURTAIN HANGER, AUX, CENTER, LR, EUCC	1

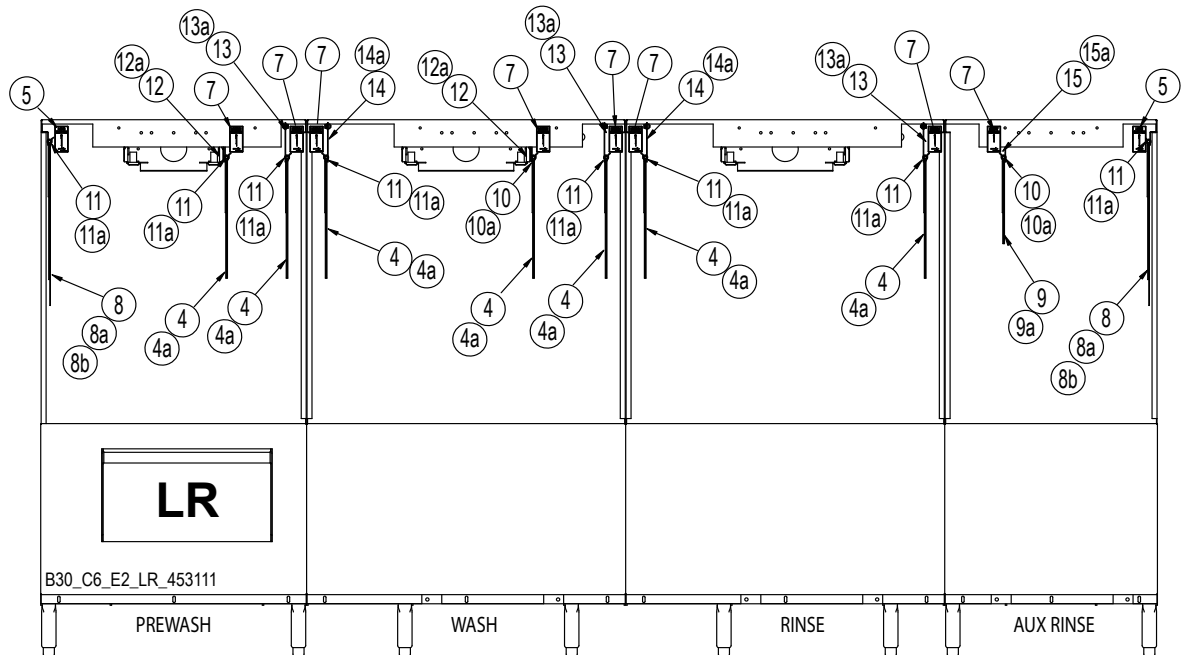


Figure - 86 (Parts List)

Item No.	Part No.	DESCRIPTION	QTY.
1	100734	BOLT, HEX HEAD, 1/4-20 X 1/2" SST (Not Shown)	10
2	106026	WASHER, FLAT, 1/4" SST (Not Shown)	10
3	106482	WASHER, LOCK, 1/4" SPLIT, SST (Not Shown)	10
4	112445	CURTAIN, SHORT, 14" X 32" EUCCW	4
4a	108573	CURTAIN, SHORT, 14" X 26" EUCC	4
5	113939-1	LABEL, LONG CURTAIN, RL	2
6	113940-1	LABEL, SHORT CURTAIN, RL	1
7	113941-1	LABEL, MEDIUM CURTAIN, RL	4
8	114111	CURTAIN, LONG, 19" X 34-1/4", EUCCW	2
8a	108572	CURTAIN, LONG, END, 19-1/4" X 26", EUCC	2
8b	108570	CURTAIN, LONG, END, 24-1/4" X 32", EUCCW, HIGH-HOOD	2
9	204949	CURTAIN, SHORT, 10" X 32", AUXILIARY RINSE, EUCCW	1
9a	205328	CURTAIN, SHORT, 10" X 24-1/4", AUXILIARY RINSE, EUCC	1
10	205432	ROD, CURTAIN, 5/16" X 32", SST, EUCCW	3
10a	206709	ROD, CURTAIN, 5/16" X 26-3/4", SST, EUCC	3
11	206581	ROD, CURTAIN, 5/16" X 34-1/4", SST, EUCCW	4
11a	206710	ROD, CURTAIN, 5/16" X 29", SST, EUCC	4
12	329719-2	BAFFLE, CURTAIN HANGER MANIFOLD, MTD, LH, EUCCW	2
12a	330693-2	BAFFLE, CURTAIN HANGER, MANIFOLD, MTD, LH, EUCC	2
13	329720-2	BAFFLE, CURTAIN HANGER, HOOD MTD, LH, EUCCW	2
13a	330692-2	BAFFLE, CURTAIN HANGER, HOOD MTD, LH, EUCC	2
14	330497	BAFFLE, CURTAIN BLANK, HOOD MOUNTED, EUCCW	1
14a	330694	BAFFLE, CURTAIN BLANK, HOOD MOUNTED, EUCC	1
15	331200-1	BAFFLE, CURTAIN HANGER, AUX, CENTER, RL, EUCCW	1
15a	331201-1	BAFFLE, CURTAIN HANGER, AUX, CENTER, RL, EUCC	1

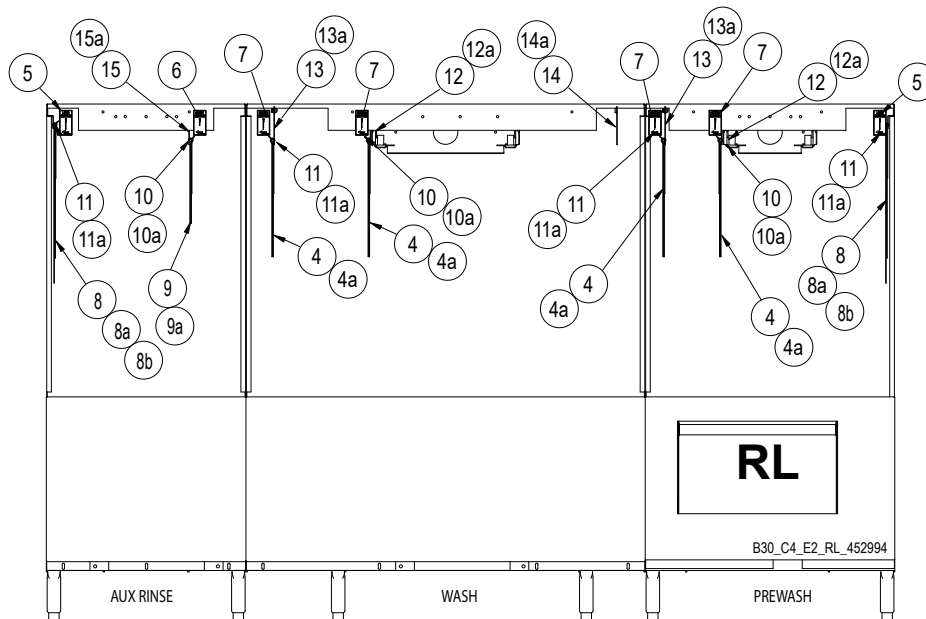


Figure - 87 (Parts List)

Item No.	Part No.	DESCRIPTION	QTY.
1	100734	BOLT, HEX HEAD, 1/4-20 X 1/2" SST (Not Shown)	12
2	106026	WASHER, FLAT, 1/4" SST (Not Shown)	12
3	106482	WASHER, LOCK, 1/4" SPLIT, SST (Not Shown)	12
4	112445	CURTAIN, SHORT, 14" X 32" EUCCW	4
4a	108573	CURTAIN, SHORT, 14" X 26" EUCC	4
5	113939	LABEL, LONG CURTAIN, LR	2
6	113940	LABEL, SHORT CURTAIN, LR	1
7	113941	LABEL, MEDIUM CURTAIN, LR	4
8	114111	CURTAIN, LONG, 19" X 34-1/4", EUCCW	2
8a	108572	CURTAIN, LONG, END, 19-1/4" X 26", EUCC	2
9	204949	CURTAIN, SHORT, 10" X 32", AUXILIARY RINSE, EUCCW	1
9a	205328	CURTAIN, SHORT, 10" X 24-1/4", AUXILIARY RINSE, EUCC	1
10	205432	ROD, CURTAIN, 5/16" X 32" LG., SST, EUCCW	3
10a	206709	ROD, CURTAIN, 5/16" X 26-3/4", SST, EUCC	3
11	206581	ROD, CURTAIN, 5/16" X 34-1/4", SST, EUCCW	4
11a	206710	ROD, CURTAIN, 5/16" X 29", SST, EUCC	4
12	329719-1	BAFFLE, CURTAIN HANGER MANIFOLD, MTD, RH, EUCCW	2
12a	330693-1	BAFFLE, CURTAIN HANGER, MANIFOLD, MTD, RH, EUCC	2
13	329720-1	BAFFLE, CURTAIN HANGER, HOOD MTD, RH, EUCCW	2
13a	330692-1	BAFFLE, CURTAIN HANGER, HOOD MTD, RH, EUCC	2
14	330497	BAFFLE, CURTAIN BLANK, HOOD MOUNTED, EUCCW	1
14a	330694	BAFFLE, CURTAIN BLANK, HOOD MOUNTED, EUCC	1
15	331200-2	BAFFLE, CURTAIN HANGER, AUX, CENTER, LR, EUCCW	1
15a	331201-2	BAFFLE, CURTAIN HANGER, AUX, CENTER, LR, EUCC	1

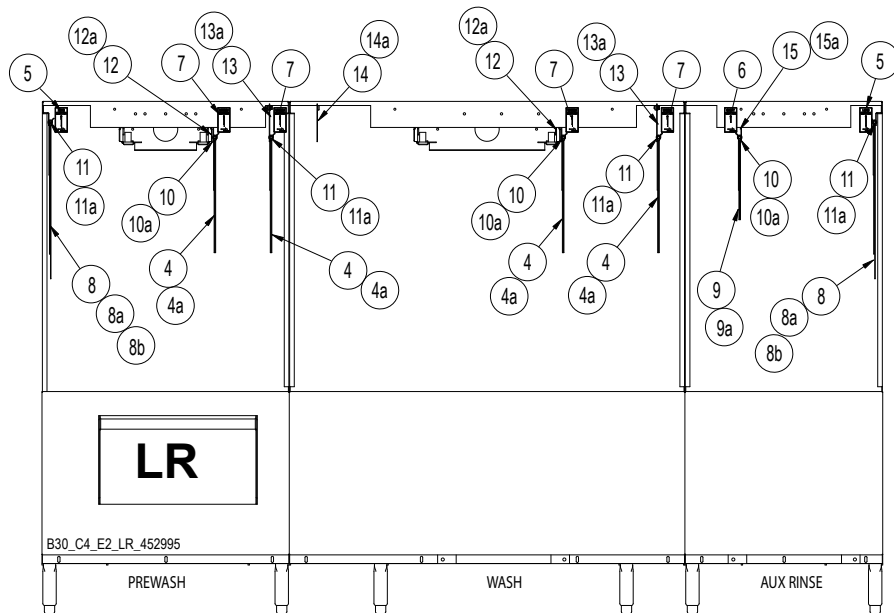


Figure - 88 (Parts List)

Item No.	Part No.	DESCRIPTION	QTY.
1	100734	BOLT, HEX HEAD, 1/4-20 X 1/2" SST (Not Shown)	14
2	106026	WASHER, FLAT, 1/4" SST (Not Shown)	14
3	106482	WASHER, LOCK, 1/4" SPLIT, SST (Not Shown)	14
4	112445	CURTAIN, SHORT, 14" X 32" EUCCW	6
4a	108573	CURTAIN, SHORT, 14" X 26" EUCC	6
5	113939-1	LABEL, LONG CURTAIN, RL	2
6	113940-1	LABEL, SHORT CURTAIN, RL	1
7	113941-1	LABEL, MEDIUM CURTAIN, RL	6
8	114111	CURTAIN, LONG, 19" X 34-1/4", EUCCW	2
8a	108572	CURTAIN, LONG, END, 19-1/4" X 26", EUCC	2
8b	108570	CURTAIN, LONG, END, 24-1/4" X 32", EUCCW, HIGH-HOOD	2
9	204949	CURTAIN, SHORT, 10" X 32", AUXILIARY RINSE, EUCCW	1
9a	205328	CURTAIN, SHORT, 10" X 24-1/4", AUXILIARY RINSE, EUCC	1
10	205432	ROD, CURTAIN, 5/16" X 32", SST, EUCCW	2
10a	206709	ROD, CURTAIN, 5/16" X 26-3/4", SST, EUCC	2
11	206581	ROD, CURTAIN, 5/16" X 34-1/4", SST, EUCCW	7
11a	206710	ROD, CURTAIN, 5/16" X 29", SST, EUCC	7
12	329719-2	BAFFLE, CURTAIN HANGER MANIFOLD, MTD, LH, EUCCW	1
12a	330693-2	BAFFLE, CURTAIN HANGER, MANIFOLD, MTD, LH, EUCC	1
13	329720-1	BAFFLE, CURTAIN HANGER, HOOD MTD, RH, EUCCW	2
13a	330692-1	BAFFLE, CURTAIN HANGER, HOOD MTD, RH, EUCC	2
14	329720-2	BAFFLE, CURTAIN HANGER, HOOD MTD, LH, EUCCW	3
14a	330692-2	BAFFLE, CURTAIN HANGER, HOOD MTD, LH, EUCC	3
15	331200-1	BAFFLE, CURTAIN HANGER, AUX, CENTER, RL, EUCCW	1
15a	331201-1	BAFFLE, CURTAIN HANGER, AUX, CENTER, RL, EUCC	1

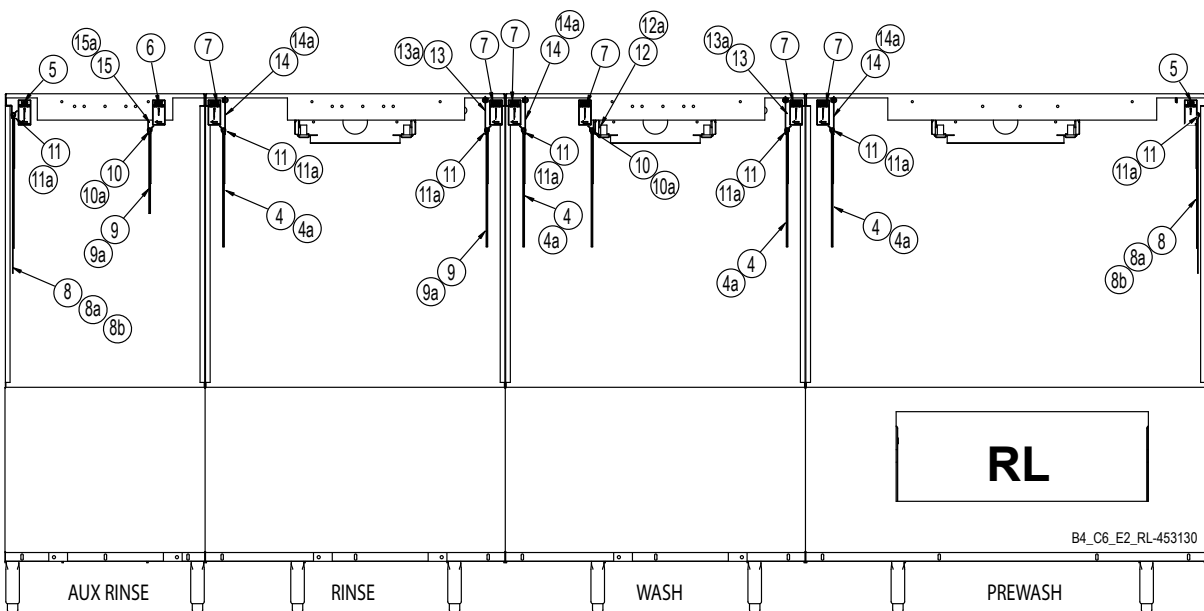


Figure - 89 (Parts List)

Item No.	Part No.	DESCRIPTION	QTY.
1	100734	BOLT, HEX HEAD, 1/4-20 X 1/2" SST (Not Shown)	16
2	106026	WASHER, FLAT, 1/4" SST (Not Shown)	16
3	106482	WASHER, LOCK, 1/4" SPLIT, SST (Not Shown)	16
4	112445	CURTAIN, SHORT, 14" X 32" EUCCW	7
4a	108573	CURTAIN, SHORT, 14" X 26" EUCC	7
5	113939	LABEL, LONG CURTAIN, LR	2
6	113940	LABEL, SHORT CURTAIN, LR	1
7	113941	LABEL, MEDIUM CURTAIN, LR	7
8	114111	CURTAIN, LONG, 19" X 34-1/4", EUCCW	2
8a	108572	CURTAIN, LONG, END, 19-1/4" X 26", EUCC	2
8b	108570	CURTAIN, LONG, END, 24-1/4" X 32", EUCCW, HIGH-HOOD	2
9	204949	CURTAIN, SHORT, 10" X 32", AUXILIARY RINSE, EUCCW	1
9a	205328	CURTAIN, SHORT, 10" X 24-1/4", AUXILIARY RINSE, EUCC	1
10	205432	ROD, CURTAIN, 5/16" X 32", SST, EUCCW	3
10a	206709	ROD, CURTAIN, 5/16" X 26-3/4", SST, EUCC	3
11	206581	ROD, CURTAIN, 5/16" X 34-1/4", SST, EUCCW	7
11a	206710	ROD, CURTAIN, 5/16" X 29", SST, EUCC	7
12	329719-1	BAFFLE, CURTAIN HANGER MANIFOLD, MTD, RH, EUCCW	2
12a	330693-1	BAFFLE, CURTAIN HANGER, MANIFOLD, MTD, RH, EUCC	2
13	329720-1	BAFFLE, CURTAIN HANGER, HOOD MTD, RH, EUCCW	3
13a	330692-1	BAFFLE, CURTAIN HANGER, HOOD MTD, RH, EUCC	3
14	329720-2	BAFFLE, CURTAIN HANGER, HOOD MTD, LH, EUCCW	2
14a	330692-2	BAFFLE, CURTAIN HANGER, HOOD MTD, LH, EUCC	2
15	331200-2	BAFFLE, CURTAIN HANGER, AUX, CENTER, LR, EUCCW	1
15a	331201-2	BAFFLE, CURTAIN HANGER, AUX, CENTER, LR, EUCC	1

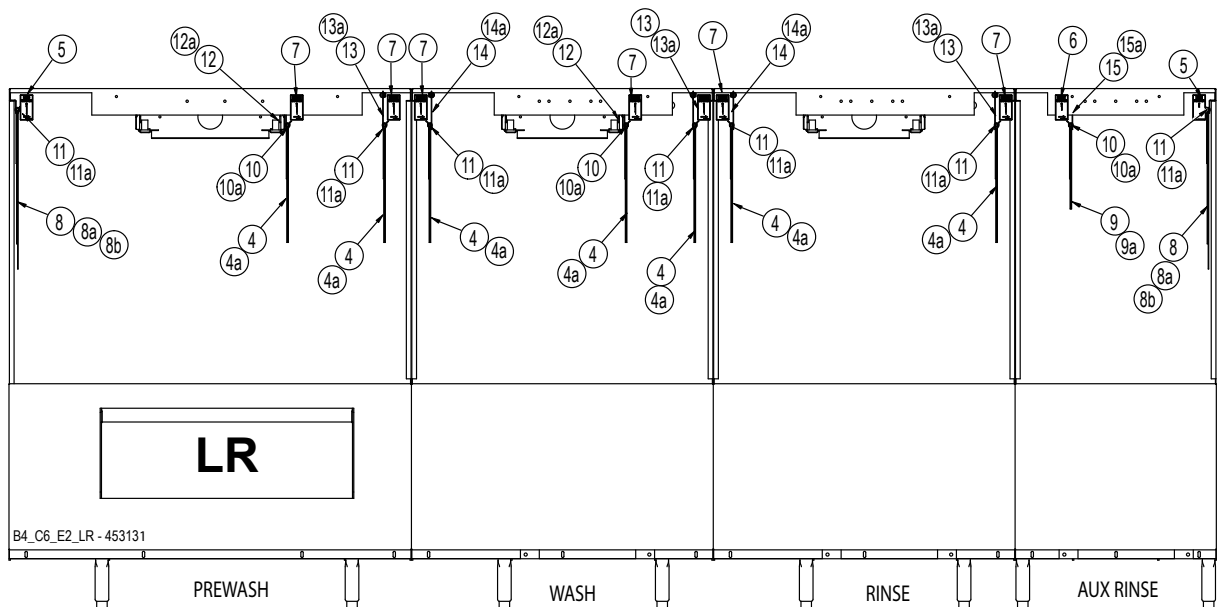


Figure - 90 (Parts List)

Item No.	Part No.	DESCRIPTION	QTY.
1	100734	BOLT, HEX HEAD, 1/4-20 X 1/2" SST (Not Shown)	10
2	106026	WASHER, FLAT, 1/4" SST (Not Shown)	10
3	106482	WASHER, LOCK, 1/4" SPLIT, SST (Not Shown)	10
4	112445	CURTAIN, SHORT, 14" X 32" EUCCW	4
4a	108573	CURTAIN, SHORT, 14" X 26" EUCC	4
5	113939-1	LABEL, LONG CURTAIN, RL	2
6	113940-1	LABEL, SHORT CURTAIN, RL	1
7	113941-1	LABEL, MEDIUM CURTAIN, RL	3
8	114111	CURTAIN, LONG, 19" X 34-1/4", EUCCW	2
8a	108572	CURTAIN, LONG, END, 19-1/4" X 26", EUCC	2
8b	108570	CURTAIN, LONG, END, 24-1/4" X 32", EUCCW, HIGH-HOOD	2
9	204949	CURTAIN, SHORT, 10" X 32", AUXILIARY RINSE, EUCCW	1
9a	205328	CURTAIN, SHORT, 10" X 24-1/4", AUXILIARY RINSE, EUCC	1
10	205432	ROD, CURTAIN, 5/16" X 32", SST, EUCCW	3
10a	206709	ROD, CURTAIN, 5/16" X 26-3/4", SST, EUCC	3
11	206581	ROD, CURTAIN, 5/16" X 34-1/4", SST, EUCCW	4
11a	206710	ROD, CURTAIN, 5/16" X 29", SST, EUCC	4
12	329719-2	BAFFLE, CURTAIN HANGER MANIFOLD, MTD, LH, EUCCW	2
12a	330693-2	BAFFLE, CURTAIN HANGER, MANIFOLD, MTD, LH, EUCC	2
13	329720-2	BAFFLE, CURTAIN HANGER, HOOD MTD, LH, EUCCW	2
13a	330692-2	BAFFLE, CURTAIN HANGER, HOOD MTD, LH, EUCC	2
14	330497	BAFFLE, CURTAIN BLANK, HOOD MOUNTED, EUCCW	1
14a	330694	BAFFLE, CURTAIN BLANK, HOOD MOUNTED, EUCC	1
15	331200-1	BAFFLE, CURTAIN HANGER, AUX, CENTER, RL, EUCCW	1
15a	331201-1	BAFFLE, CURTAIN HANGER, AUX, CENTER, RL, EUCC	1

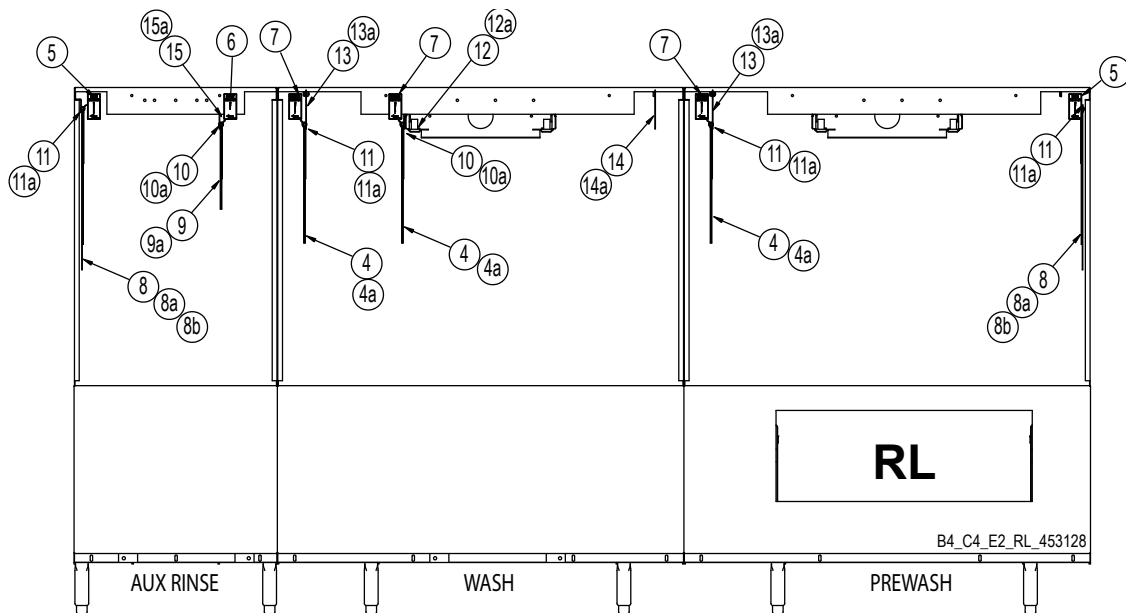


Figure - 91 (Parts List)

Item No.	Part No.	DESCRIPTION	QTY.
1	100734	BOLT, HEX HEAD, 1/4-20 X 1/2" SST (Not Shown)	12
2	106026	WASHER, FLAT, 1/4" SST (Not Shown)	12
3	106482	WASHER, LOCK, 1/4" SPLIT, SST (Not Shown)	12
4	112445	CURTAIN, SHORT, 14" X 32" EUCCW	4
4a	108573	CURTAIN, SHORT, 14" X 26" EUCC	4
5	113939	LABEL, LONG CURTAIN, LR	2
6	113940	LABEL, SHORT CURTAIN, LR	1
7	113941	LABEL, MEDIUM CURTAIN, LR	4
8	114111	CURTAIN, LONG, 19" X 34-1/4", EUCCW	2
8a	108572	CURTAIN, LONG, END, 19-1/4" X 26", EUCC	2
8b	108570	CURTAIN, LONG, END, 24-1/4" X 32", EUCCW, HIGH-HOOD	2
9	204949	CURTAIN, SHORT, 10" X 32", AUXILIARY RINSE, EUCCW	1
9a	205328	CURTAIN, SHORT, 10" X 24-1/4", AUXILIARY RINSE, EUCC	1
10	205432	ROD, CURTAIN, 5/16" X 32", SST, EUCCW	3
10a	206709	ROD, CURTAIN, 5/16" X 26-3/4", SST, EUCC	3
11	206581	ROD, CURTAIN, 5/16" X 34-1/4", SST, EUCCW	4
11a	206710	ROD, CURTAIN, 5/16" X 29", SST, EUCC	4
12	329719-1	BAFFLE, CURTAIN HANGER MANIFOLD, MTD, RH, EUCCW	2
12a	330693-1	BAFFLE, CURTAIN HANGER, MANIFOLD, MTD, RH, EUCC	2
13	329720-1	BAFFLE, CURTAIN HANGER, HOOD MTD, RH, EUCCW	2
13a	330692-1	BAFFLE, CURTAIN HANGER, HOOD MTD, RH, EUCC	2
14	330497	BAFFLE, CURTAIN BLANK, HOOD MOUNTED, EUCCW	1
14a	330694	BAFFLE, CURTAIN BLANK, HOOD MOUNTED, EUCC	1
15	331200-2	BAFFLE, CURTAIN HANGER, AUX, CENTER, LR, EUCCW	1
15a	331201-2	BAFFLE, CURTAIN HANGER, AUX, CENTER, LR, EUCC	1

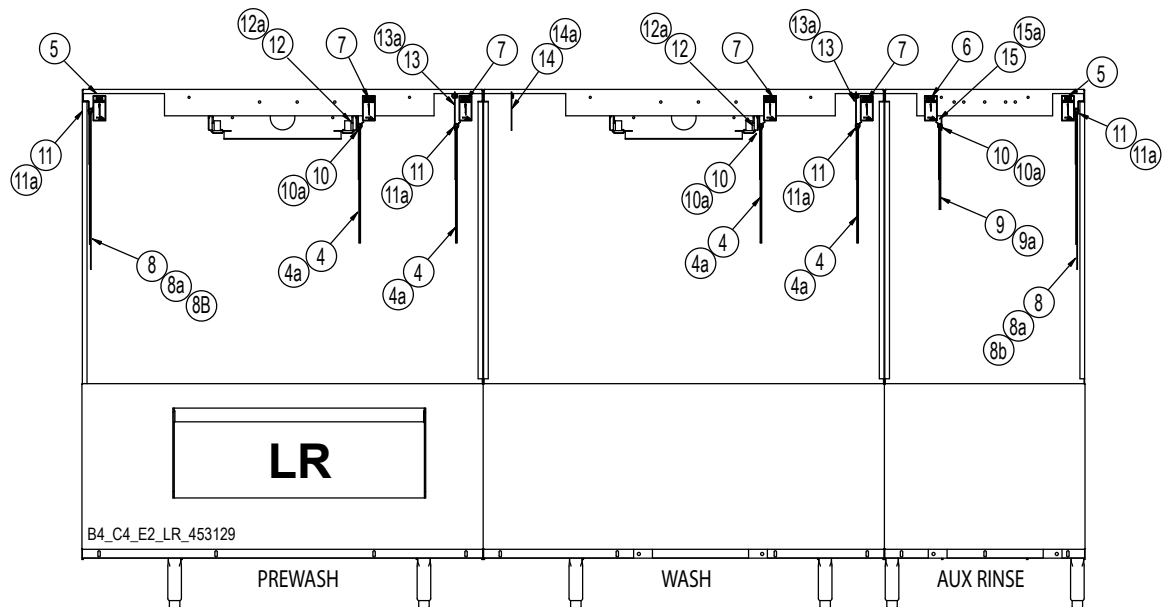


Figure - 92 (Parts List)

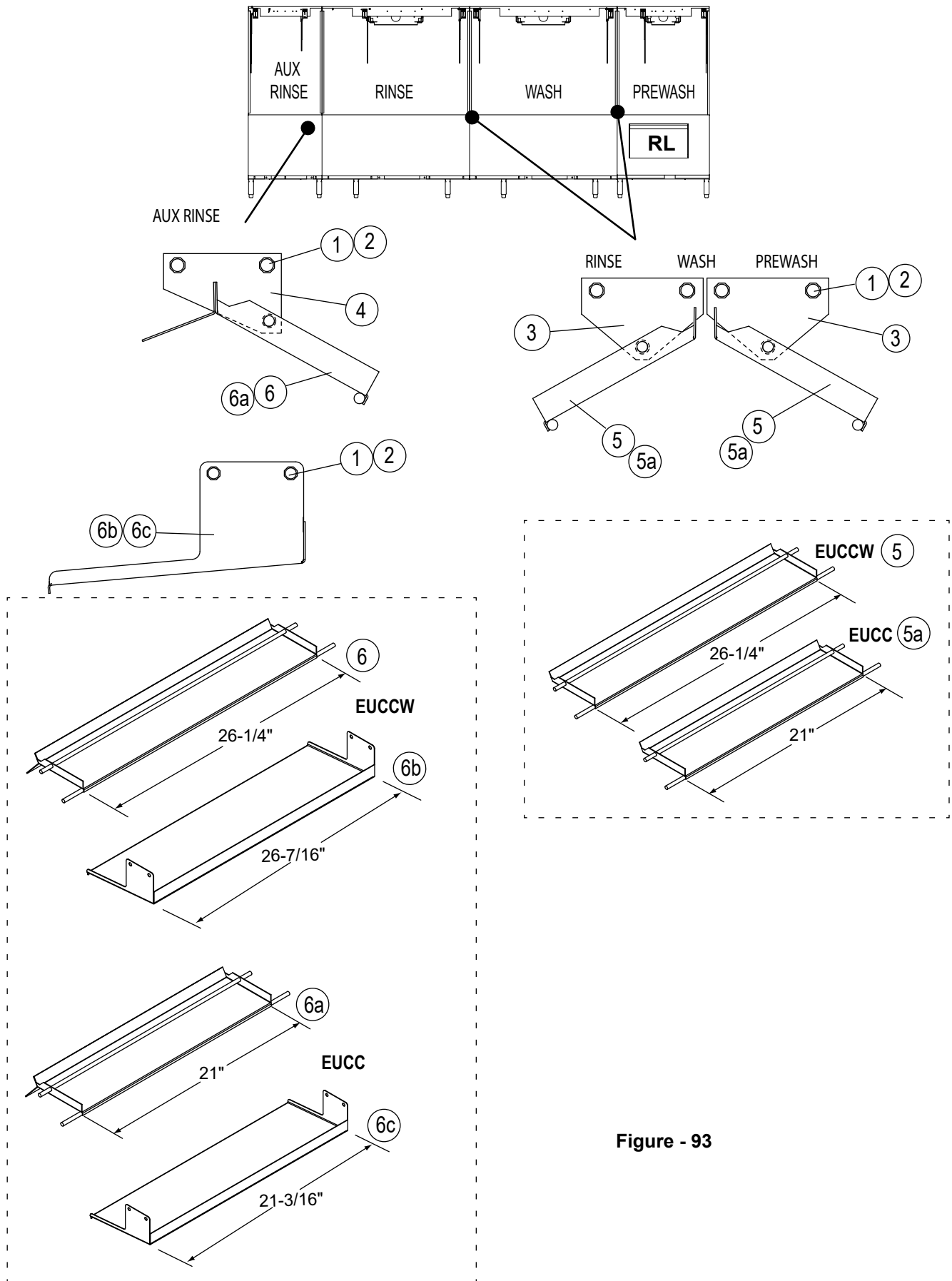


Figure - 93

Item No.	Part No.	DESCRIPTION	QTY.
1	100734	BOLT, HEX HEAD, 1/4-20 X 1/2" SST (Qty. per bracket)	2
2	106482	WASHER, LOCK, 1/4" SPLIT, SST (Qty. per bracket)	2
3	329129	BRACKET, BAFFLE, (PREWASH, WASH, RINSE) (Qty. per baffle)	2
4	331338	BRACKET, BAFFLE, AUXILIARY RINSE, (Qty. per baffle)	1
5	329805	BAFFLE, (PREWASH, WASH, RINSE) (Qty. per section), EUCCW	2
5a	330691	BAFFLE, (PREWASH, WASH, RINSE) (Qty. per section), EUCC	2
6	331337	BAFFLE, AUXILIARY RINSE, EUCCW (Qty. per section)	1
6a	331423	BAFFLE, AUXILIARY RINSE, EUCC (Qty. per section)	1
6b	336542	PAN, DRAIN, E2, 58 GPH, EUCCW	1
6c	336688	PAN, DRAIN, E2, 47 GPH, EUCC	1

Figure - 93 (Parts List)

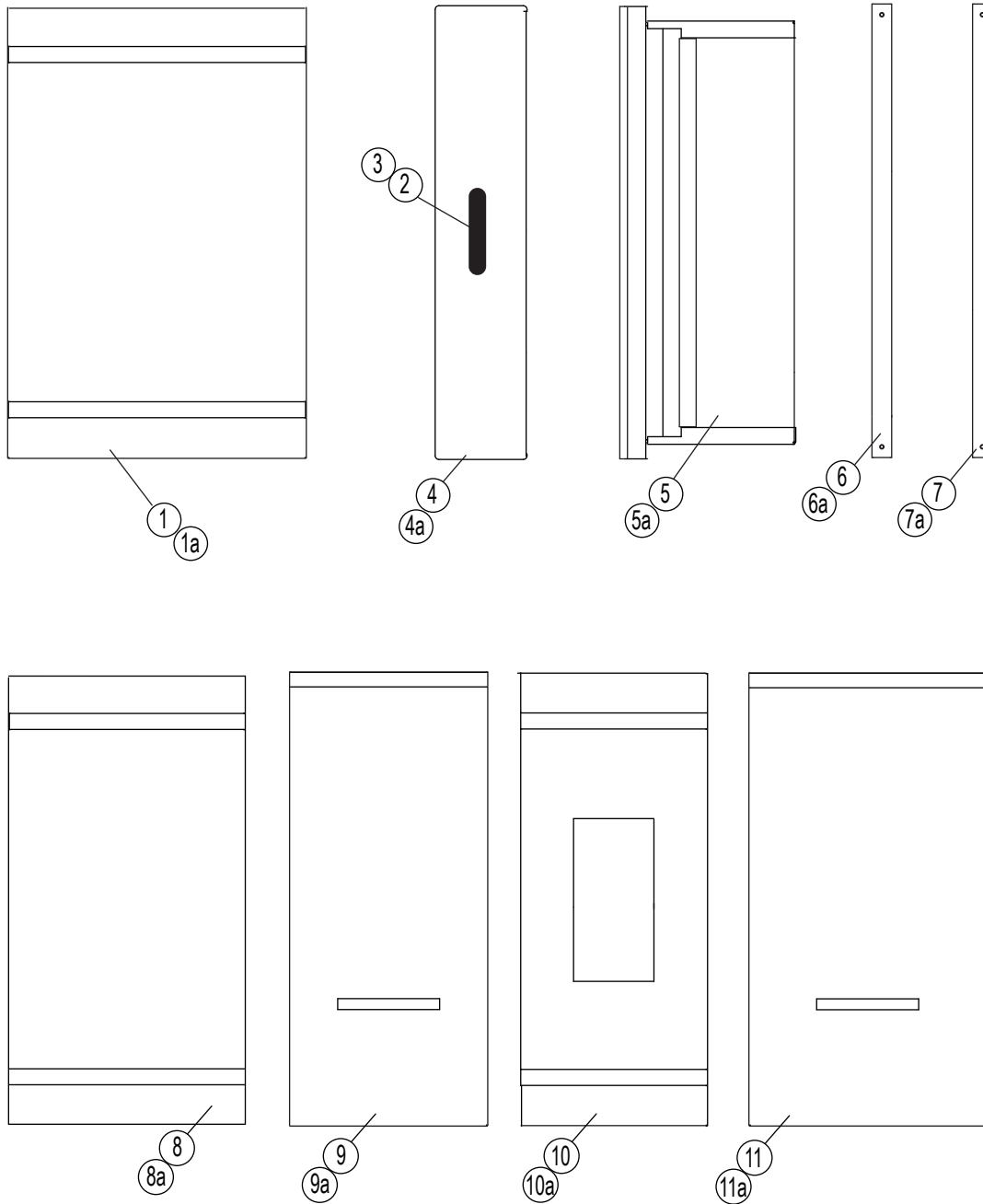


Figure - 94

Item No.	Part No.	DESCRIPTION	QTY.
1	330907	SCREEN, WELDMENT, REFUSE, C3-B, EUCC	1
1a	330213	SCREEN, WELDMENT, REFUSE, C3-B, EUCCW	1
2	108966	HANDLE, DOOR	1
3	100703	SCREW, 1/4-20 1/2" TRUSS HEAD (Not shown)	2
4	329109	COVER, REFUSE, BUCKET, C4, EUCC	2
4a	330187	COVER, REFUSE BUCKET, C3, EUCCW	1
5	330188	REFUSE BASKET, WELDMENT, C3/B30+B, EUCCW	1
5a	329643	REFUSE BASKET, WELDMENT, B4/C4+B, EUCCW	2
6	329113	SUPPORT, WELD, CTR., SCREEN, NO BKT., EUCCW	1
6a	330739	SUPPORT WELD, CTR. SCREEN, NO BKT., EUCC	1
7	329115	SUPPORT WELD., CTR. SCREEN, + BKT., EUCCW	1
7a	330741	SUPPORT WELD., CTR., SCREEN, + BKT., EUCC	1
8	329683	SCREEN WELD., REFUSE, B4/C4-B, EUCCW	2
8a	330755	SCREEN WELD., REFUSE, B4/C4-B, EUCC	2
9	329688	SCREEN WELD., REFUSE, B4/C4+B, EUCCW	2
9a	330758	SCREEN WELD., REFUSE, B4/C4+B, EUCCW	2
10	329724	SCREEN WELD., REFUSE, E2-B, EUCCW	1
10a	330752	SCREEN WELD., REFUSE, E2-B, EUCC	1
11	330208	SCREEN WELD., REFUSE, B30/C3+B, EUCCW	1
11a	330761	SCREEN WELD., REFUSE, B30/C3+B, EUCC	1

Figure - 94 (Parts List)

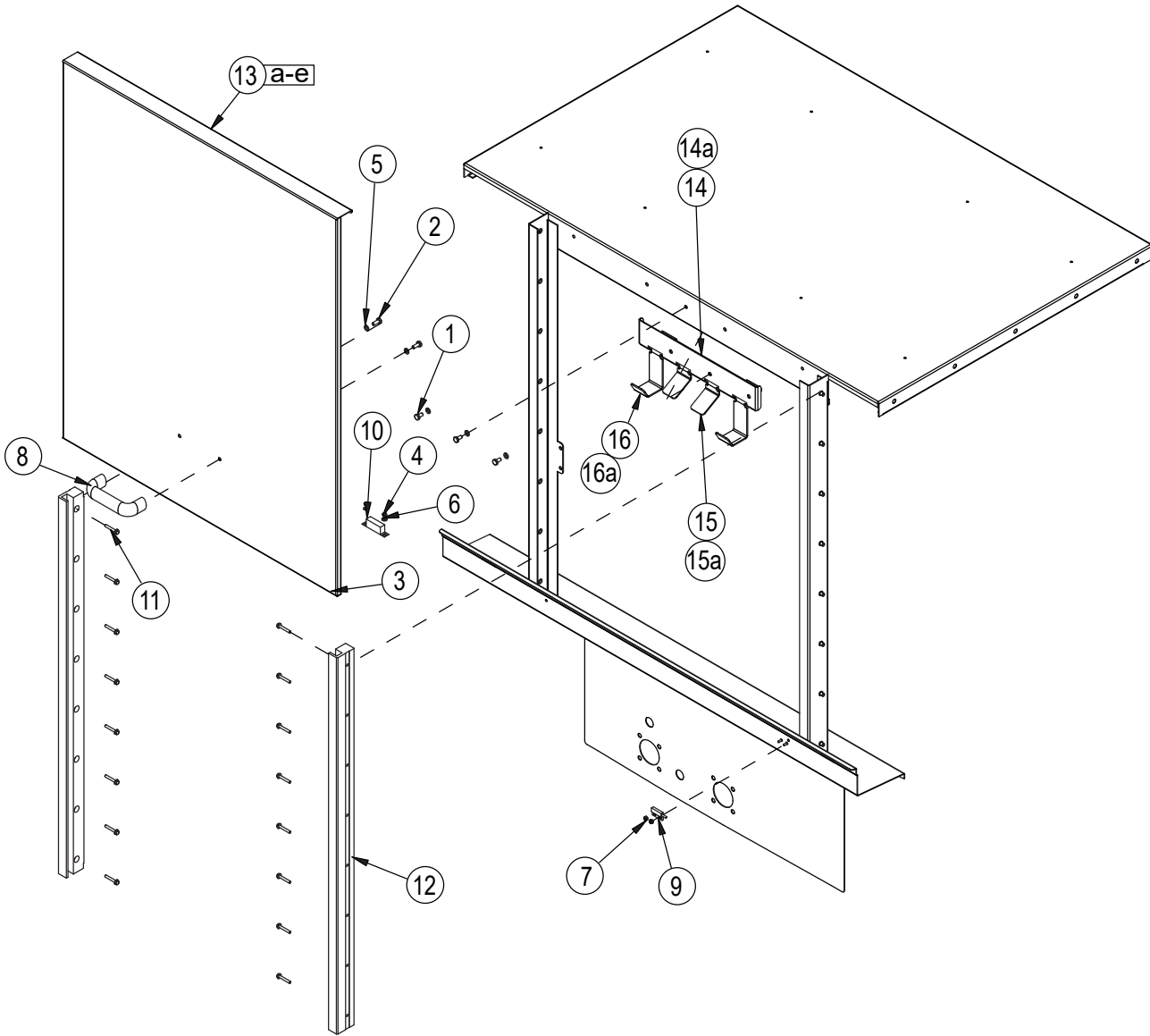


Figure - 95

Item No.	Part No.	DESCRIPTION	QTY.
1	100734	BOLT, TRUSS HEAD, 1/4-20 X 1/2" SST	3
2	100735	BOLT, HEX HEAD, 1/4-20 X 5/8" SST	2
3	100750	SCREW, FLAT HEAD, 6-32" X 3/8" SST	2
4	104971	GRIP NUT, HEX HEAD 6-32" SST	2
5	106482	WASHER, LOCK, 1/4-20, SPLIT, SST	5
6	107033	WASHER, FLAT, SST	2
7	108954	GRIP NUT, HEX HEAD 6-32" W/NYLON, SST	2
8	108966	HANDLE, DOOR	1
9	113719	SWITCH, REED	1
10	113937	MAGNET, REED SWITCH	1
11	114004	SCREW, 10-32" X 1-1/4", HEX WASHER HEAD, SST	16
12	114177	GUIDE, DOOR	2
13	330248	DOOR WELDMENT, ACCESS 30"	1
13a	330249	DOOR WELDMENT, 19"	1
13b	330250	DOOR WELDMENT 14"	1
13c	331304	DOOR WELDMENT, 30" HIGH HOOD	1
13d	331305	DOOR, 19", HIGH HOOD, EUCCW	1
13e	331306	DOOR, 14", HIGH HOOD, EUCCW	1
14	330301	BRACKET, DOOR CATCH, 30"	1
14a	330300	BRACKET, DOOR CATCH, 14" & 19"	1
15	330303	STOP, DOOR CATCH COMBO, 30"	1
15a	330302	STOP, DOOR CATCH COMBO, 14" & 19"	1
16	330305	DOOR CATCH, 30" SINGLE DOOR	1
16a	330307	DOOR CATCH, 14" & 19" SINGLE DOOR	1

Figure - 95 (Parts List)

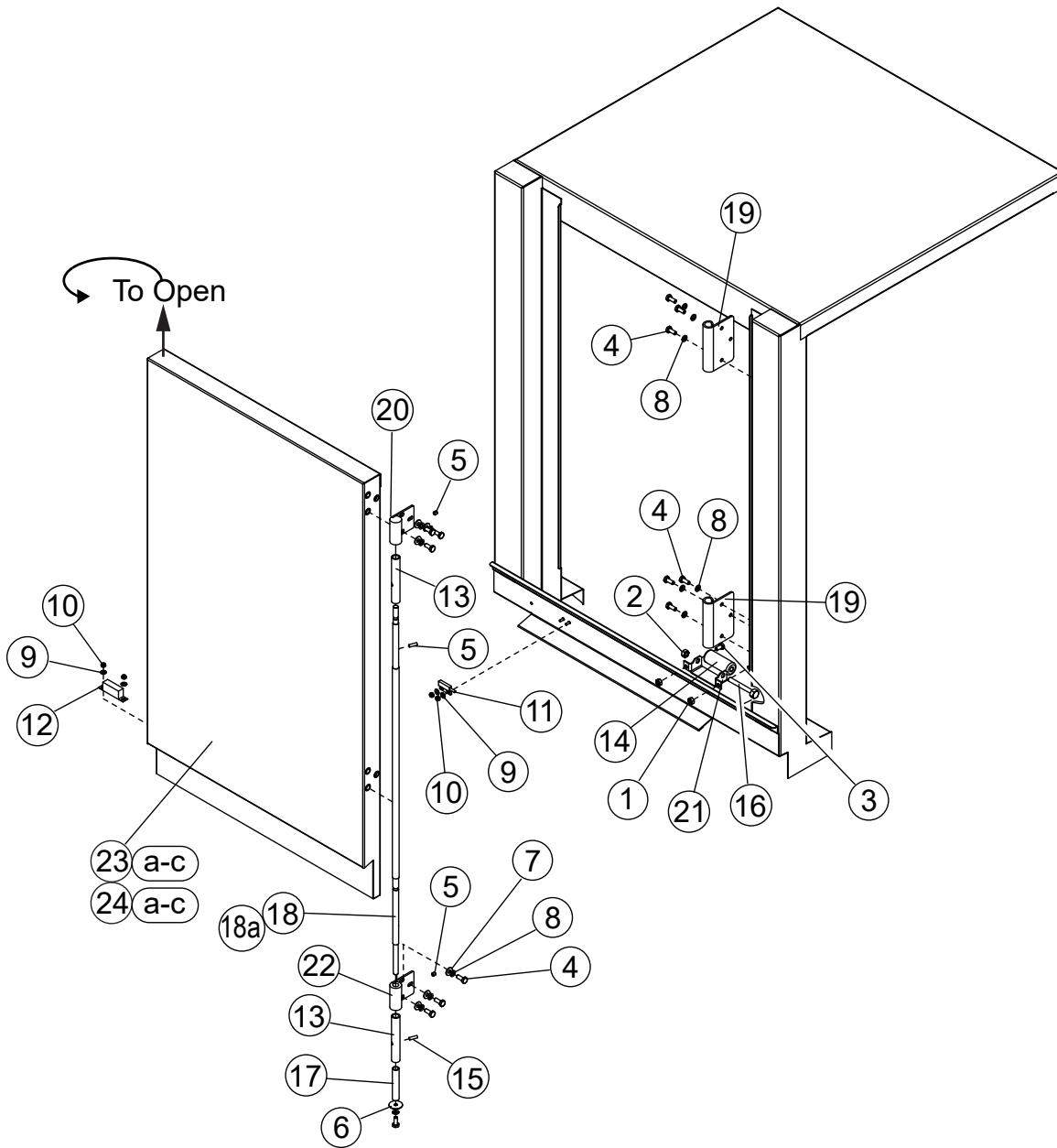


Figure - 96

Item No.	Part No.	DESCRIPTION	QTY.
1	100141	GRIP NUT, HEX HEAD, 1/4-20 CTR. LOCK, SST	2
2	100142	NUT, GRIP, 5/16-18, SST	1
3	100734	BOLT, HEX HEAD, 1/4-20 X 1/2", SST	2
4	100735	BOLT, HEX HEAD, 1/4-20 X 5/8", SST	13
5	0501395	SET SCREW, 1/4-20 X 5/16", LG., CUP POINT, SST	2
6	104925	WASHER, FLAT, 1/4" X 1" X .06", SST	1
7	106026	WASHER, FLAT, 1/4" X 5/8" X .06", SST	4
8	106482	WASHER, LOCK, 1/4", SPLIT LOCK, SST	13
9	107033	WASHER, FLAT, .208" X .438" X .03", SST	4
10	108954	GRIP NUT, HEX HEAD, 6-32, W/NYLON, SST	4
11	113719	SWITCH, REED	1
12	113937	MAGNET, REED SWITCH	1
13	114705	BUSHING, DOOR PIN, HINGED DOOR	2
14	114706	ROLLER, DOOR CLOSURE	1
15	114826	PIN, SPIRAL, .187" DIA. X .625" LG.,	2
16	114827	BOLT, HEX HEAD, 5/16-18 X 3" LG., SST	1
17	207003	TUBE, 1/2" O.D. X 2-3/4" LG.,	1
18	207004	ROD, DOOR PIVOT, SINGLE HINGED DOOR, STD. HT.	1
18a	207080	ROD, DOOR PIVOT, SINGLE HINGED DOOR, HIGH HOOD	1
19	333324	HINGE, FLAG HOOD SIDE	2
20	333325	HINGE WELDMENT, RH TOP	1
21	333327	BRACKET, DOOR ROLLER	1
22	333537	HINGE WELDMENT, RH BOTTOM	1
23	333810	HINGED DOOR WELD., B30, RL, INSULATED, STD. HT.	1
23a	333555	HINGED DOOR WELD., B30, RL, NON-INSULATED, STD. HT.	1
23b	334045	HINGED DOOR WELD., B30, RL, INSULATED, HIGH HOOD	1
23c	334021	HINGED DOOR WELD., B30, RL, NON-INSULATED, HIGH HOOD	1
24	334016	HINGED DOOR WELD., E2, LR, INSULATED, STD. HT.	1
24a	333931	HINGED DOOR WELD., E2, LR, NON-INSULATED, STD. HT.	1
24b	334036	HINGED DOOR WELD., E2, LR, INSULATED, HIGH HOOD	1
24c	333951	HINGED DOOR WELD., E2, LR, NON-INSULATED, HIGH HOOD	1

Figure - 96 (Parts List)

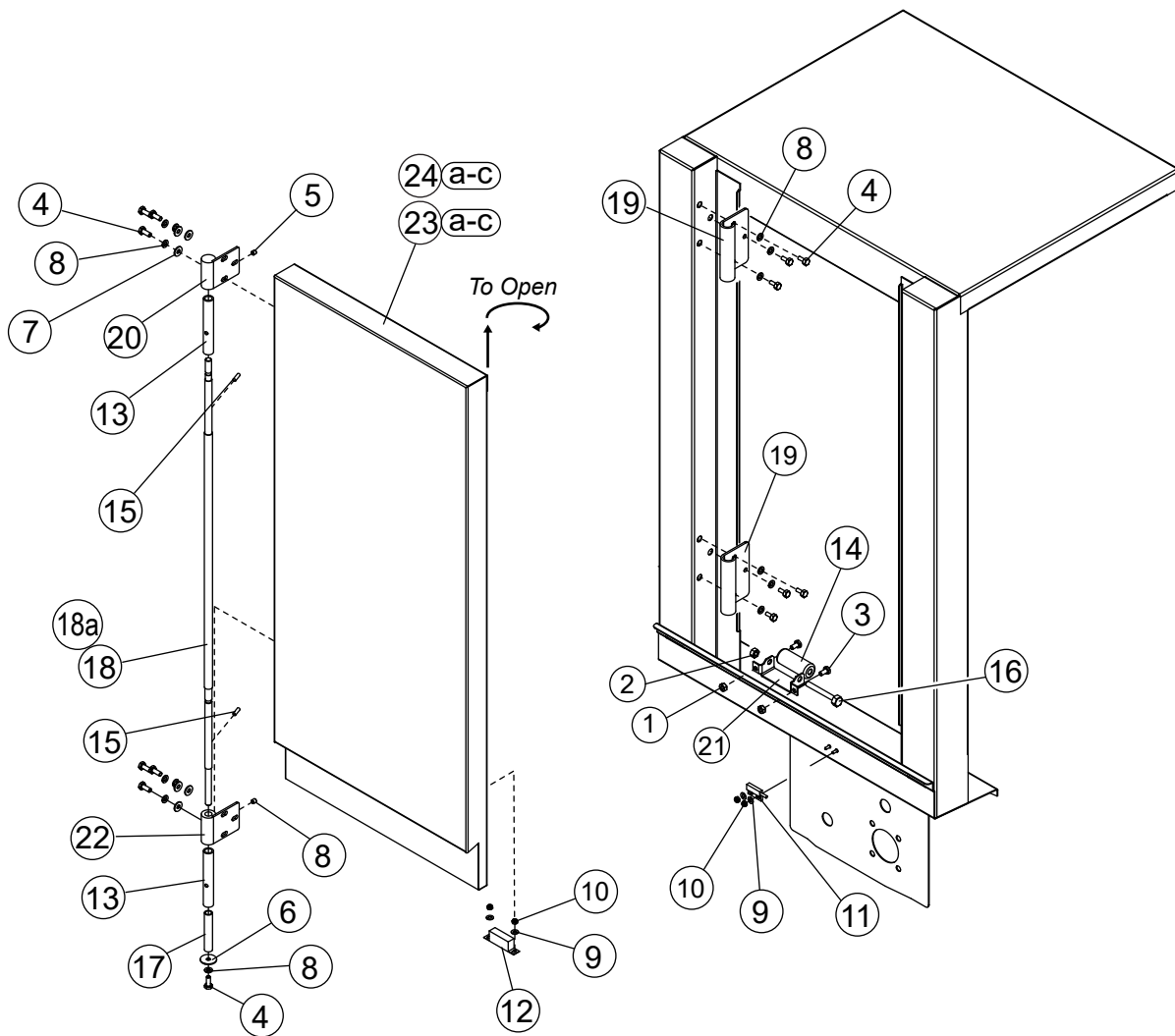


Figure - 97

Item No.	Part No.	DESCRIPTION	QTY.
1	100141	GRIP NUT, HEX HEAD, 1/4-20 CTR. LOCK, SST	2
2	100142	NUT, GRIP, 5/16-18, SST	1
3	100734	BOLT, HEX HEAD, 1/4-20 X 1/2", SST	2
4	100735	BOLT, HEX HEAD, 1/4-20 X 5/8", SST	13
5	0501395	SET SCREW, 1/4-20 X 5/16", LG., CUP POINT, SST	2
6	104925	WASHER, FLAT, 1/4" X 1" X .06", SST	1
7	106026	WASHER, FLAT, 1/4" X 5/8" X .06", SST	6
8	106482	WASHER, LOCK, 1/4", SPLIT LOCK, SST	13
9	107033	WASHER, FLAT, .208" X .438" X .03", SST	4
10	108954	GRIP NUT, HEX HEAD, 6-32, W/NYLON, SST	4
11	113719	SWITCH, REED	1
12	113937	MAGNET, REED SWITCH	1
13	114705	BUSHING, DOOR PIN, HINGED DOOR	2
14	114706	ROLLER, DOOR CLOSURE	1
15	114826	PIN, SPIRAL, 187" DIA. X .625" LG.,	2
16	114827	BOLT, HEX HEAD, 5/16-18 X 3" LG., SST	1
17	207003	TUBE, 1/2" O.D. X 2-3/4" LG.,	1
18	207004	ROD, DOOR PIVOT, SINGLE HINGED DOOR	1
18a	207080	ROD, DOOR PIVOT, SINGLE DOOR, HIGH HOOD	1
19	333324	HINGE, FLAG HOOD SIDE	2
20	333325	HINGE WELDMENT, RH TOP	1
21	333327	BRACKET, DOOR ROLLER	1
22	333537	HINGE WELDMENT, RH BOTTOM	1
23	334013	HINGED DOOR WELD., B30, LR, INSULATED, STD. HT.	1
23a	333928	HINGED DOOR WELD., B30, LR, NON-INSULATED, STD. HT.	1
23b	334033	HINGED DOOR WELD., B30, LR, INSULATED, HIGH HOOD	1
23c	333948	HINGED DOOR WELD., B30, LR, NON-INSULATED, HIGH HOOD	1
24	333825	HINGED DOOR WELD., E2, RL, INSULATED, STD. HT.	1
24a	333807	HINGED DOOR WELD., E2, RL, NON-INSULATED, STD. HT.	1
24b	334048	HINGED DOOR WELD., E2, RL, INSULATED, HIGH HOOD	1
24c	334024	HINGED DOOR WELD., E2, RL, NON-INSULATED, HIGH HOOD	1

Figure - 97 (Parts List)

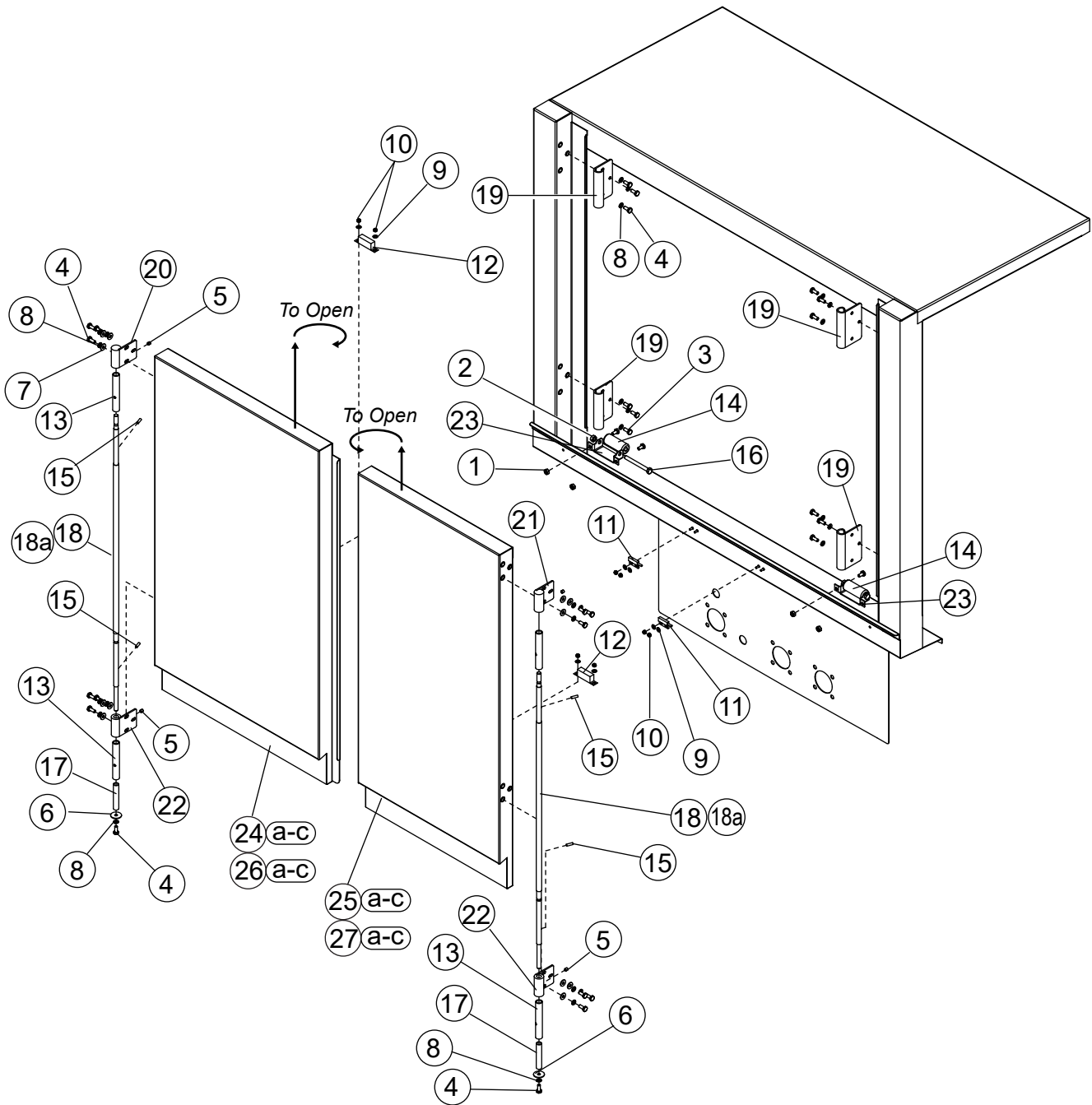


Figure - 98

Item No.	Part No.	DESCRIPTION	QTY.
1	100141	GRIP NUT, HEX HEAD, 1/4-20 CTR. LOCK, SST	4
2	100142	NUT, GRIP, 5/16-18, SST	2
3	100734	BOLT, HEX HEAD, 1/4-20 X 1/2", SST	4
4	100735	BOLT, HEX HEAD, 1/4-20 X 5/8", SST	26
5	0501395	SET SCREW, 1/4-20 X 5/16", LG., CUP POINT, SST	4
6	104925	WASHER, FLAT, 1/4" X 1" X .06", SST	2
7	106026	WASHER, FLAT, 1/4" X 5/8" X .06", SST	12
8	106482	WASHER, LOCK, 1/4", SPLIT LOCK, SST	26
9	107033	WASHER, FLAT, .208" X .438" X .03", SST	8
10	108954	GRIP NUT, HEX HEAD, 6-32, W/NYLON, SST	8
11	113719	SWITCH, REED	2
12	113937	MAGNET, REED SWITCH	2
13	114705	BUSHING, DOOR PIN, HINGED DOOR	4
14	114706	ROLLER, DOOR CLOSURE, DOOR	2
15	114826	PIN, SPIRAL, .187" DIA. X .625" LG.,	4
16	114827	BOLT, HEX HEAD, 5/16-18 X 3" LG., SST	2
17	207003	TUBE, 1/2" O.D. X 2-3/4" LG.,	2
18	207004	ROD, DOOR PIVOT, SINGLE STD. HT.	1
18a	207080	ROD, DOOR PIVOT, SINGLE DOOR, HIGH HOOD	1
19	333324	HINGE, FLAG HOOD SIDE	4
20	333326	HINGE WELDMENT, LH TOP	1
21	333326	HINGE WELDMENT, RH TOP	1
22	333537	HINGE WELDMENT, DOOR BOTTOM	2
23	333336	BRACKET, DOOR ROLLER	2
24	333594	HINGED DOOR WELD., C3/EBD, LH, NON-INSULATED, STD. HT.	1
24a	333816	HINGED DOOR WELD., C3/EBD, LH, INSULATED, STD. HT.	1
24b	333957	HINGED DOOR WELD., C3/EBD, LH, NON-INSULATED, HIGH HOOD	1
24c	334042	HINGED DOOR WELD., C3/EBD, LH, INSULATED, HIGH HOOD	1
25	333598	HINGED DOOR WELD., C3/EBD, RH, NON-INSULATED, STD. HT.	1
25a	333813	HINGED DOOR WELD., C3/EBD, RH, INSULATED, STD. HT.	1
25b	333954	HINGED DOOR WELD., C3/EBD, RH, NON-INSULATED, HIGH HOOD	1
25c	334039	HINGED DOOR WELD., C3/EBD, RH, INSULATED, HIGH HOOD	1
26	334010	HINGED DOOR WELD., B4/C4, LH, NON-INSULATED, STD. HT.	1
26a	333822	HINGED DOOR WELD., B4/C4, LH, INSULATED, STD. HT.	1
26b	334030	HINGED DOOR WELD., B4/C4, LH, NON-INSULATED, HIGH HOOD	1
26c	334054	HINGED DOOR WELD., B4/C4, LH, INSULATED, HIGH HOOD	1
27	334007	HINGED DOOR WELD., B4/C4, RH, NON-INSULATED, STD. HT.	1
27a	333819	HINGED DOOR WELD., B4/C4, RH, INSULATED, STD. HT.	1
27b	334027	HINGED DOOR WELD., B4/C4, RH, NON-INSULATED, HIGH HOOD	1
27c	334051	HINGED DOOR WELD., B4/C4, RH, INSULATED, HIGH HOOD	1

Figure - 98 (Parts List)

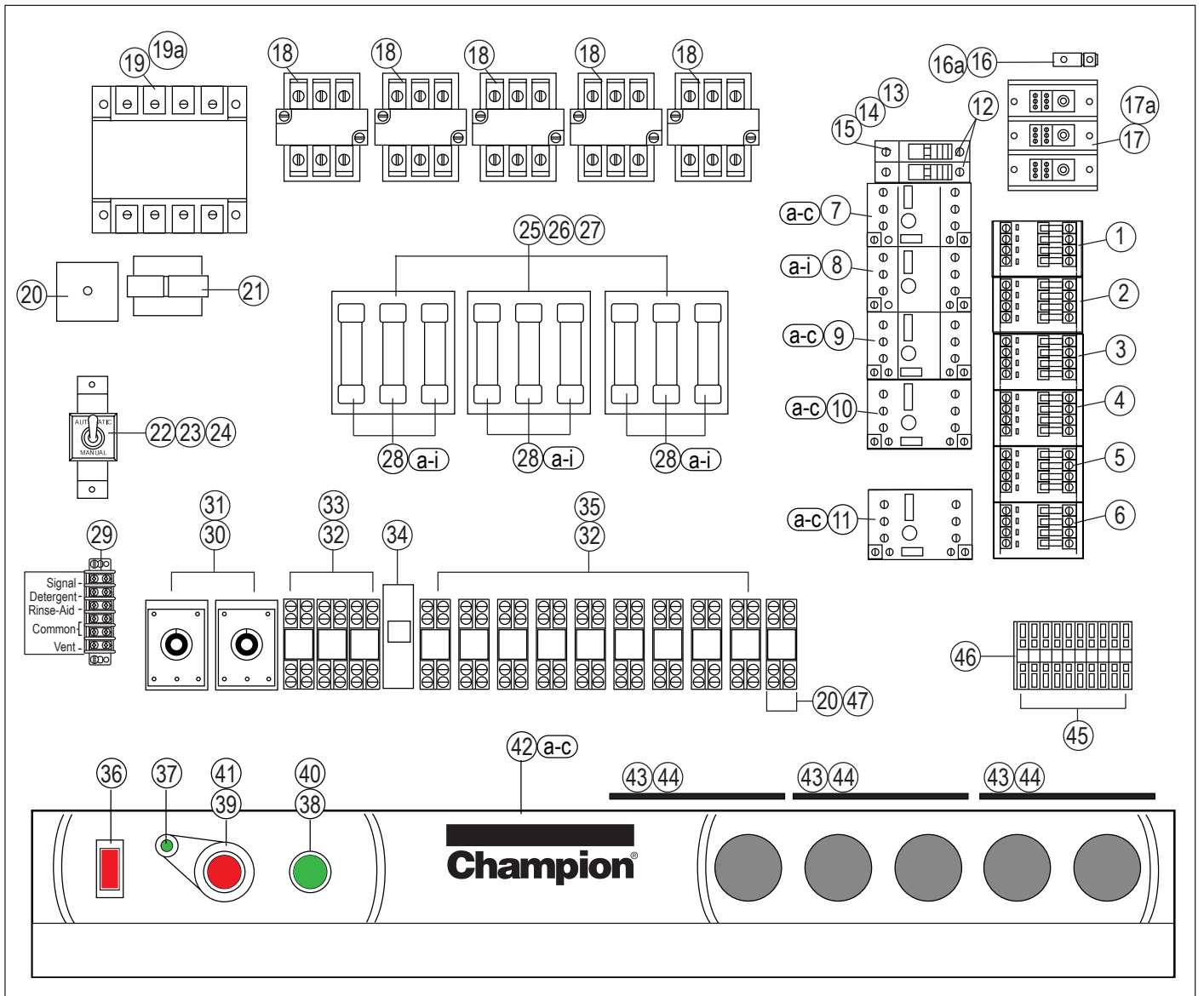


Figure - 99

Item No.	Part No.	DESCRIPTION	QTY.
1	108122	CONTACTOR, MOTOR, 12A, DRIVE	1
2	108122	CONTACTOR, MOTOR, 12A, PREWASH	1
3	108122	CONTACTOR, MOTOR, 12A, WASH	1
4	108122	CONTACTOR, MOTOR, 12A, RINSE	1
5	108122	CONTACTOR, MOTOR, 12A, AUXILARY RINSE	1
6	108122	CONTACTOR, MOTOR, 12A, STEAM BLOWER DRYER, (Prior to 3/2011)	1
7	111627	STARTER, MOTOR,, 1/2 HP, DRIVE, 208-240/60/3	1
7a	111625	STARTER, MOTOR, 1/2HP, DRIVE, 380-415/60/3	1
7b	111625	STARTER, MOTOR, 1/2 HP, DRIVE, 480/60/3	1
7c	111624	STARTER, MOTOR, 1/2 HP, DRIVE, 575/60/3	1
8	111628	STARTER, MOTOR, 1 HP, PREWASH, 208-240/60/3	1
8a	111626	STARTER, MOTOR, 1 HP, PREWASH, 380-415/60/3	1
8b	111626	STARTER, MOTOR, 1 HP, PREWASH, 480/60/3	1
8c	111626	STARTER, MOTOR, 1 HP, PREWASH, 575/60/3	
8d	111629	STARTER, MOTOR, 2 HP, PREWASH, 208-240/60/3	1
8e	111628	STARTER, MOTOR, 2 HP, PREWASH, 380-415/60/3	1
8f	111627	STARTER, MOTOR, 2 HP, PREWASH, 480/60/3	
8g	111627	STARTER, MOTOR, 2 HP, PREWASH, 575/60/3	1
8h	113161	STARTER, MOTOR, 3 HP, PREWASH, 208-240/60/3	1
8i	111628	STARTER, MOTOR, 3 HP, PREWASH, 380-415/60/3	1
8j	111628	STARTER, MOTOR, 3 HP, PREWASH, 480/60/3	1
8k	111627	STARTER, MOTOR, 3 HP, PREWASH, 575/60/3	1
9	113161	STARTER, MOTOR, 3 HP, WASH, 208-240/60/3	1
9a	111628	STARTER, MOTOR, 3 HP, WASH, 380-415/60/3	1
9b	111628	STARTER, MOTOR, 3 HP, WASH, 480/60/3	1
9c	111627	STARTER, MOTOR, 3 HP, WASH, 575/60/3	1
10	113161	STARTER, MOTOR, 3 HP, POWER RINSE, 208-240/60/3	1
10a	111628	STARTER, MOTOR, 3 HP, POWER RINSE, 380-415/60/3	1
10b	111628	STARTER, MOTOR, 3 HP, POWER RINSE, 480/60/3	1
10c	111627	STARTER, MOTOR, 3 HP, POWER RINSE, 575/60/3	1
11	113161	STARTER, MOTOR, 2 HP, STM., BLOWER DRY, 208-240/60/3	1
11a	111628	STARTER, MOTOR, 2 HP, STM., BLOWER DRY, 380-415/60/3, (Prior to 3/2011)	1
11b	111627	STARTER, MOTOR, 2 HP, SSTM., BLOWER DRYER, 480/60/3, (Prior to 3/2011)	1
11c	111627	STARTER, MOTOR, 2 HP, STM., BLOWER DRYER, 575/60/3, (Prior to 3/2011)	1
12	111153	BLOCK, FUSE	2
13	111823	FUSE, 6A, 208-240/60/3	2
14	111822	FUSE, 5A, 380-415/60/3	2
15	111821	FUSE, 3A, 460-480/3, 575/60/3	1
16	103310	LUG, WIRE GROUND (USE WITH 115A TERMINAL BLOCK)	1
16a	103311	LUG, WIRE GROUND (USE WITH 200A OR 310A TERMINAL BLOCK)	1
17	111833	BLOCK, TERMINAL, 175A	1

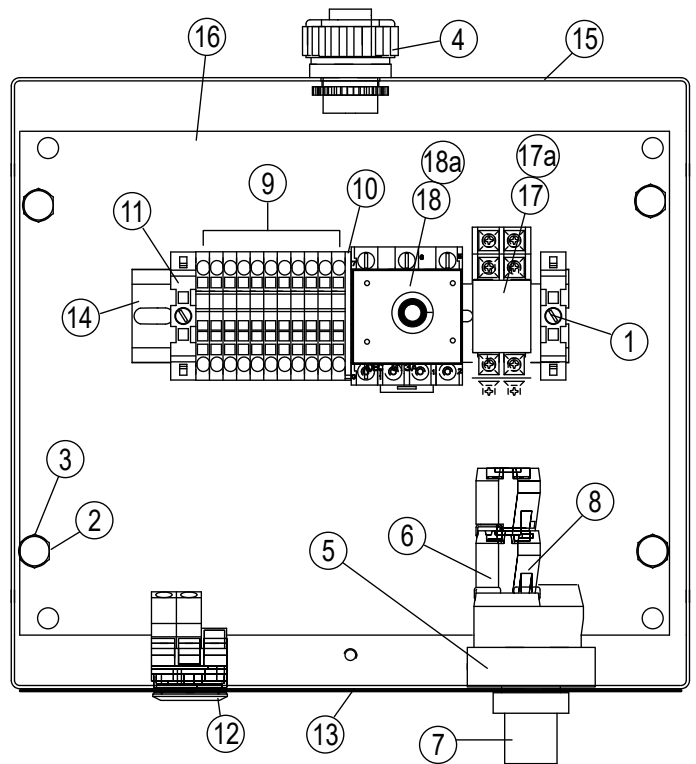
Figure - 99 (Parts List)

Continued on next page.

Continued from previous page.

Item No.	Part No.	DESCRIPTION	QTY.
17a	109014	BLOCK, TERMINAL, 310A, 3-POLE, 600V	A/R
18	111827	CONTACTOR, ELECTRIC HEAT, 60A, 3-POLE, 600V	A/R
19	180081	TRANSFORMER, CONTROL, 750VA, 208-240/480/60/3:120VAC	1
19a	112792	TRANSFORMER, CONTROL, 750VA, 575/60/3:120VAC	1
20	114413	TIMER, 30 SECS.	1
21	111277	TRANSFORMER, CONTROL, 120V:24VAC	1
22	304326	BRACKET, SWITCH	1
23	107198	SWITCH, TOGGLE, 3PDT, ON/OFF	1
24	104858	NAMEPLATE, AUTOMATIC/MANUAL	1
25	180465	BLOCK, FUSE, 600V, 31A TO 60A	3
26	180464	BLOCK, FUSE, .5A TO 30A	3
27	108424	BLOCK, FUSE, 600V, 70A TO 100A	3
28	180462	FUSE, 30AT	A/R
28a	180470	FUSE, 35AT	A/R
28b	180463	FUSE, 40AT	A/R
28c	180471	FUSE, 45AT	A/R
28d	116963	FUSE, 50AT	A/R
28e	109659	FUSE, 60AT	A/R
28f	180060	FUSE, 70AT	A/R
28g	180059	FUSE, 80AT	A/R
28h	108448	FUSE, 90AT	A/R
28i	180042	FUSE, 100AT	A/R
29	100294	BOARD, TERMINAL, 6PT	1
30	114640	TIMER, IDEC	2
31	114641	SOCKET, TIMER	2
32	111036	SOCKET, RELAY	12
33	111068	RELAY, 2PDT, 10A, 120VAC	3
34	114862	BREAKER, CIRCUIT 2A	1
35	111067	RELAY, 2PDT, 10A, 24VAC	A/R
36	111980	BREAKER CIRCUIT, ON-OFF, 5A	1
37	702084	LED ASSEMBLY, GREEN 24V	1
38	111617	BLOCK, CONTACT, N.O., W/MOUNTING BASE	1
39	115018	PUSH BUTTON STOP, RED	1
40	115019	PUSH BUTTON, GREEN, START	1
41	111614	BLOCK, CONTACT, N.C.	1
42	114159	DECAL, EUCC PW/W/R/ER/FR, RL, 36"	1
42a	114286	DECAL, EUCC, PW/W/R/ER/FR, LR, 36"	1
42b	114287	DECAL, EUCC, PW/W/R/ER/FR, LR, 36"	1
42c	114307	DECAL, EUCC, W/R/ER/FR, LR, 36"	1
43	114508	ASSEMBLY, CABLE	4
44	117674	GAUGE, DIGITAL TEMPERATURE DISPLAY	4
45	117966	TERMINAL, SINGLE, MZB 1.5-NS35	10
46	117967	END COVER, DMZB 1.5-NS35	1
47	112382	RELAY, 3PDT, 12VAC, 10A (BLOWER DRYER OPTION, Prior to 3/2011)	1

Figure - 99 (Parts List)



Item No.	Part No.	DESCRIPTION	QTY.
1	100095	SCREW, 10-32 X 3/8" ROUND, HEAD SST	2
2	100735	BOLT, 1/4-20 X 5/8", HEX HEAD, SST	4
3	106482	WASHER, LOCK, SPLIT, 1/4"	4
4	110836	CND NMLT, 1/2" STRAIGHT, PVC	1
5	113754	BASE, MOUNTING, W/LED, RED, 120VAC	1
6	113755	BLOCK, CONTACT, N.C.	1
7	113811	SWITCH, 2-POSITION, RED ILLUMINATED	1
8	113812	CONTACT, N.O., W/O BASE	1
9	114512	TERMNAL, SINGLE, PT 2.5, GRAY	11
10	114516	COVER, END, SINGLE TERMINAL, D-ST 2.5	1
11	114519	BLOCK, END STOP, E/NS 35N	2
12	115413	PUSH BUTTON, FLUSH MOUNT, AMBER, ILLUMINATED, 120VAC	1
13	115436	DECAL, CONTROL CABINET, KEEP IT CLEAN	1
14	207259	RAIL, DIN 35MM, 6-1/2" LG.	1
15	335814	WELDMENT, CONTROL CABINET, KEEP IT CLEAN	1
16	335816	PANEL, INNER, KEEP IT CLEAN, CABINET	1
17	111036	SOCKET, RELAY	1
17a	111068	RELAY, 2PDT, 120VAC	1
18	114640	TIMER IDEC	1
18a	114641	BASE, TIMER IDEC	1

Figure - 100 (Parts List)

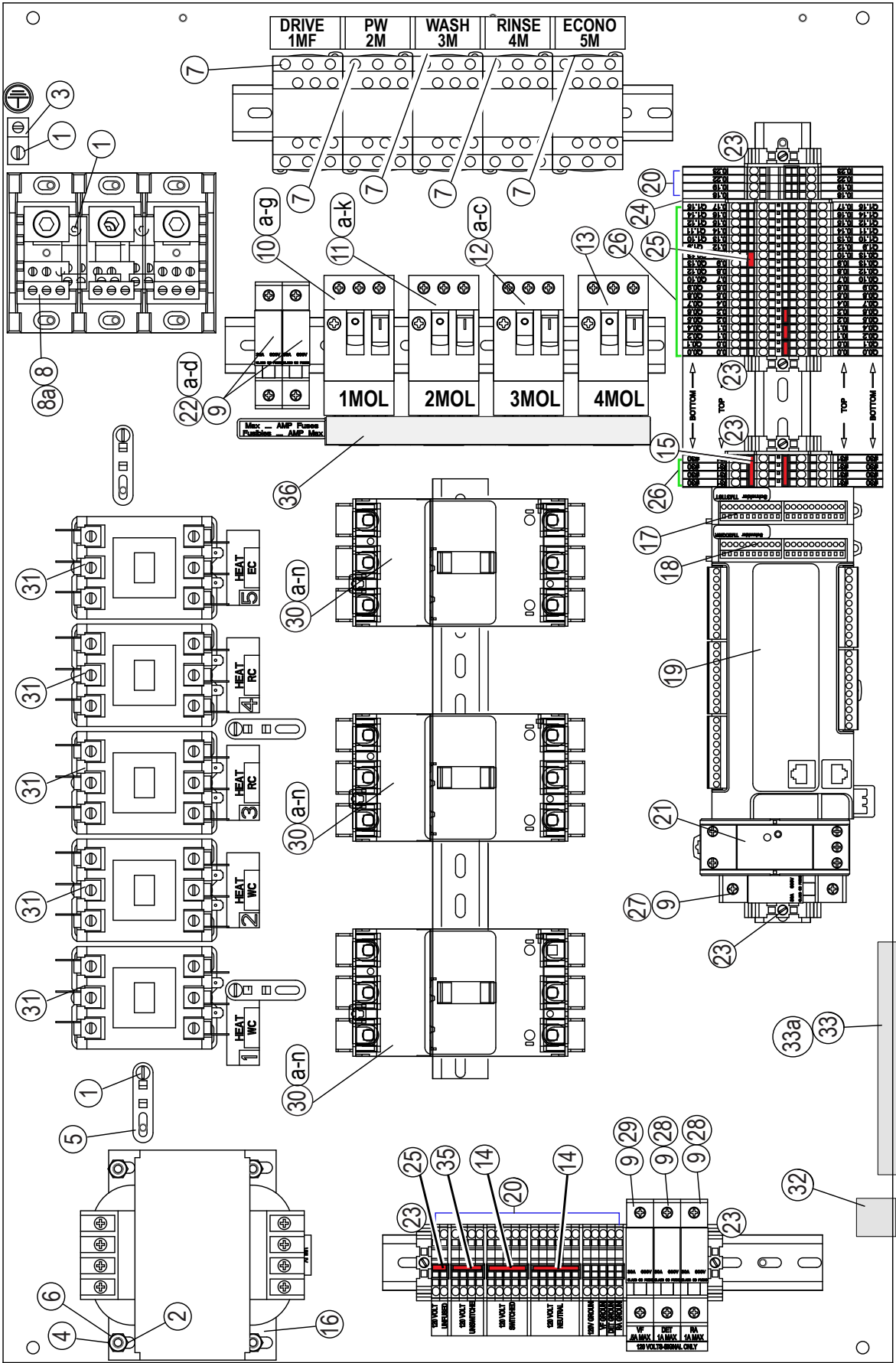


Figure - 101

Item No.	Part No.	DESCRIPTION	QTY.
1	100095	SCREW, ROUND HEAD, 10-32 X 3/8", SST	25
2	100736	BOLT, HEX HEAD, 1/4-20 X 3/4", SST	4
3	103310	GROUND LUG	1
4	106482	WASHER, LOCK, 1/4", SPLIT, SST	4
5	106090	PLATE, TIE, TP-2	4
6	107967	NUT GRIP, 1/4-20 SST, W/NYLON	4
7	108122	CONTACTOR, 3-POLE, 12A	5
8	117395	BLOCK, INPUT TERMINAL, 250A	3
8a	111833	BLOCK, TERMINAL, 175A	3
9	111153	BLOCK, FUSE 600V, 30A	6
10	111627	STARTER, MOTOR, 2.5-4.0A, 1/2 HP, DRIVE, 208-240/60/3	1
10a	111625	STARTER, MOTOR, 1.0-1.6A, 1/2HP, DRIVE, 380-415/B0/3	1
10b	111625	STARTER, MOTOR, 1.0-1.6A, 1/2 HP, DRIVE, 480/60/3	1
10c	111624	STARTER, MOTOR, .63-1.0A, 1/2 HP, DRIVE, 575/60/3	1
10d	111628	STARTER, MOTOR, 4.0-6.3A, 3/4 HP, DRIVE, 208-240/60/3	1
10e	111626	STARTER, MOTOR, 1.6-2.4A, 3/4 HP, DRIVE, 380-415/60/3	1
10f	111626	STARTER, MOTOR, 1.6-2.4A, 3/4 HP, DRIVE, 480/60/3	1
10g	111625	STARTER, MOTOR, 1.0-1.6A, 3/4 HP, DRIVE, 575/60/3	1
11	111628	STARTER, MOTOR, 1 HP, 4.0-6.3A,, PREWASH, 208-240/60/3	1
11a	111626	STARTER, MOTOR, 1 HP, 1.6-2.4A, PREWASH, 380-415/60/3	1
11b	111626	STARTER, MOTOR, 1 HP, 1.6-2.4A, PREWASH, 480/60/3	1
11c	111626	STARTER, MOTOR, 1 HP, 1.6-2.4A, PREWASH, 575/60/3	1
11d	111629	STARTER, MOTOR, 2 HP, 6.0-10.0A, PREWASH, 208-240/60/3	1
11e	111627	STARTER, MOTOR, 2 HP, 2.5-4.0A, PREWASH, 380-415/60/3	1
11f	111627	STARTER, MOTOR, 2 HP, 2.5-4.0A, PREWASH, 480/60/3	1
11g	111627	STARTER, MOTOR, 2 HP, 2.5-4.0A, PREWASH, 575/60/3	1
11h	113161	STARTER, MOTOR, 3 HP, 9.0-14.0A, PREWASH, 208-240/60/3	1
11i	111628	STARTER, MOTOR, 3 HP, 4.0-6.3A, PREWASH, 380-415/60/3	1
11j	111628	STARTER, MOTOR, 3 HP, 4.0-6.3A, PREWASH, 480/60/3	1
11k	111627	STARTER, MOTOR, 3 HP, 2.5-4.0A, PREWASH, 575/60/3	1
12	113161	STARTER, MOTOR, 3 HP, 9.0-14.0A, WASH, 208-240/60/3	1
12a	111628	STARTER, MOTOR, 3 HP, 4.0-6.3A, WASH, 380-415/60/3	1
12b	111628	STARTER, MOTOR, 3 HP, 4.0-6.3A, WASH, 480/60/3	1
12c	111627	STARTER, MOTOR, 3 HP, 2.5-4.0A, WASH, 575/60/3	1
13	113161	STARTER, MOTOR, 3 HP, 9.0-14.0A, POWER RINSE, 208-240/60/3	1
13a	111628	STARTER, MOTOR, 3 HP, 4.0-6.3A, POWER RINSE, 380-415/60/3	1
13b	111628	STARTER, MOTOR, 3 HP, 4.0-6.3A, POWER RINSE, 480/60/3	1
13c	111627	STARTER, MOTOR, 3 HP, 2.5-4.0A POWER RINSE, 575/60/3	1
14	207825	BRIDGE 6-POLE	2
15	114823	BRIDGE 4-POLE	5

Figure - 101 (Parts List)

Continued on next page.

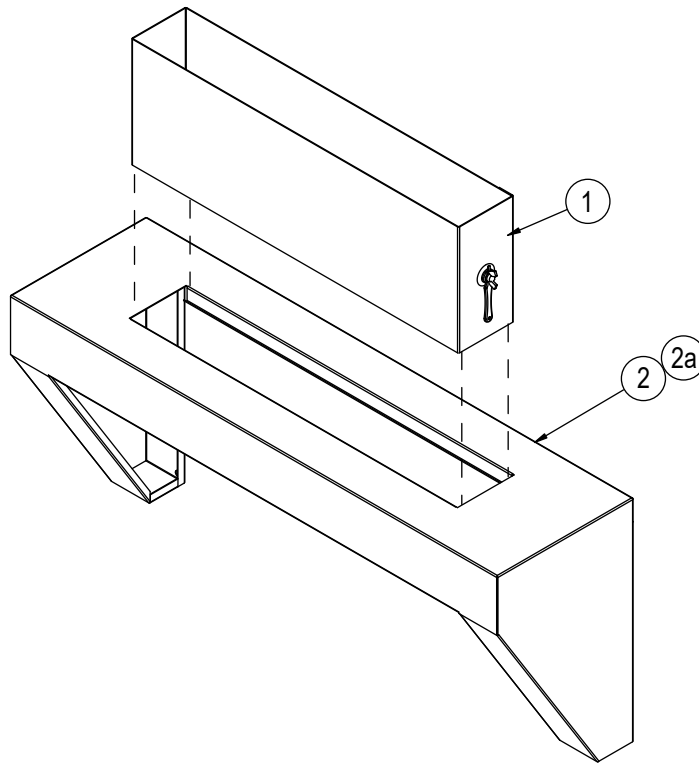
Continued from previous page.

Item No.	Part No.	DESCRIPTION	QTY.
16	180081	TRANSFORMER, 750VA, 240/480/230/460:120	1
16a	117321	TRANSFORMER, 750VA, 208V:120V	1
16b	117211	TRANSFORMER, 750VA, 575V:120V	1
17	116891	MODULE, THERMISTOR, SCHNEIDER, TM3T18	1
18	117209	MODULE, RELAY OUTPUT, SCHNEIDER, TM3DQ16R	1
19	117105	PLC, SCHNEIDER, TM221CE40R	1
20	117966	TERMINAL BLOCK, GRAY	4
21	116967	POWER SUPPLY, IDEC, PS5R-VD24 60W	1
22	111823	FUSE, LPCC-6, 600V, TIME DELAY, 6A, 208V	2
22a	111822	FUSE, LPCC-5, 600V, TIME DELAY, 5A, 240V	2
22b	111821	FUSE, LPCC-3, 600V, TIME DELAY, 3A, 400V	2
22c	117620	FUSE, LPCC-2.5, 600V, TIME DELAY, 2.5A, 480v	2
22d	114797	FUSE, LPCC-2, 600V, TIME DELAY, 2A, 575V	2
23	114519	END BLOCK, E/NS 35 N	6
24	114516	END PLATE	1
25	114523	BRIDGE, 2-POLE	5
26	114512	TERMINAL BLOCK, THERMISTOR	32
27	117619	FUSE, LPCC-8, 600V, TIME DELAY, 8A, 208V/240V/400V/480V/575V	1
28	112901	FUSE, LPCC-1, 600V, TIME DELAY, 1A	1
29	112887	FUSE, LPCC-0.5, 600V, TIME DELAY, 1/2A	1
30	117091	BREAKER, CIRCUIT, 25A, SCHNEIDER	3
30a	117092	BREAKER, CIRCUIT, 45A, SCHNEIDER	3
30b	117165	BREAKER, CIRCUIT, 35A, SCHNEIDER	3
30c	117166	BREAKER, CIRCUIT, 50A, SCHNEIDER	3
30d	117167	BREAKER, CIRCUIT, 15A, SCHNEIDER	3
30e	117218	BREAKER, CIRCUIT, 20A, SCHNEIDER	3
30f	117219	BREAKER, CIRCUIT, 40A, SCHNEIDER	3
30g	117220	BREAKER, CIRCUIT, 60A, SCHNEIDER	3
30h	117221	BREAKER, CIRCUIT, 70A, SCHNEIDER	3
30i	117222	BREAKER, CIRCUIT, 80A, SCHNEIDER	3
30j	117223	BREAKER, CIRCUIT, 90A, SCHNEIDER	3
30k	117224	BREAKER, CIRCUIT, 100A, SCHNEIDER	3
30L	117225	BREAKER, CIRCUIT, 110A, SCHNEIDER	3
30m	117226	BREAKER, CIRCUIT, 125A, SCHNEIDER	3
30n	117584	BREAKER, CIRCUIT, 30A, SCHNEIDER	3
31	116166	CONTACTOR, 60FLA, 3-POLE, 120VAC COIL	5
32	116852	PUSH BUTTON, IDEC, CW4L-A1E20Q4G, 22MM	1
33	117082	HMI, 7" DISPLAY, PROFACE (Prior to January 2026)	1
33a	117998	HMI, 7" DISPLAY, PROFACE (Beginning January 2026)	1
34	114522	BRIDGE, 10-POLE	1
36	111634	BUS SYSTEM, 4-UNITS	1
-----	335094	COVER, CONTROL CABINET, 36" (Not Shown)	1
-----	100007	SCREW, 10-32 X 3/8", TRUSS HEAD, SST (Not Shown)	7



Item No.	Part No.	DESCRIPTION	QTY.
1	114811	VFD, ATV12, 1HP, 200-240VAC, 3HP (Includes Item 1a)	1
1a	114939	PRORAMMING GUIDE, ATV12	A/R
2	113333	VFD, ATV320, 1HP, 380-500VAC, 3HP, (Includes Item 2a)	1
2a	114940	PROGRAMMING GUIDE, ATV320	A/R

Figure - 102 (Parts List)

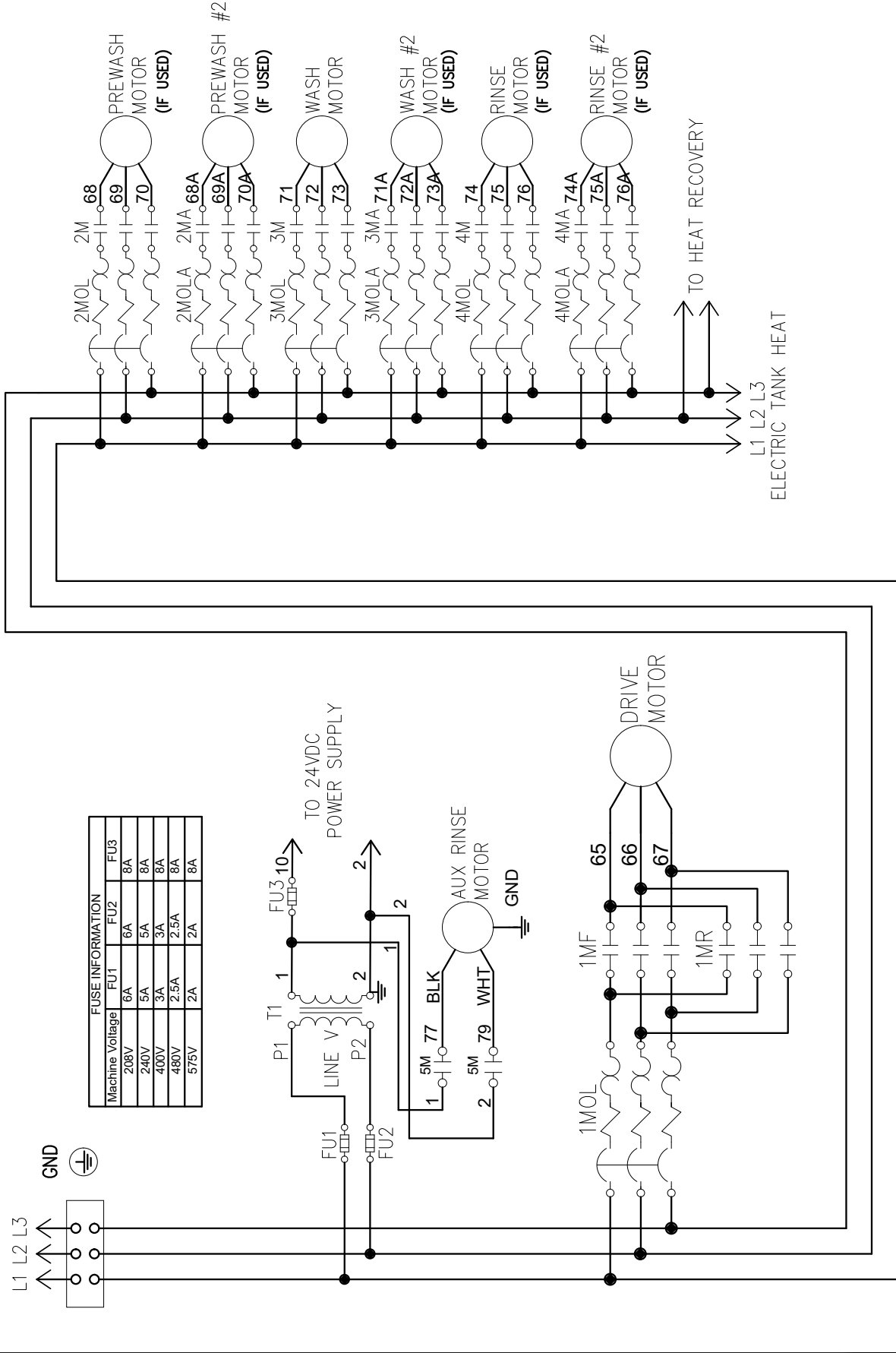


Item No.	Part No.	DESCRIPTION	QTY.
1	401846	VENT STACK, 4" X 24" EUCC/EUCCW	1
2	329806	VENT COWL WELDMENT, EUCCW	1
2a	330700	VENT COWL WELDMENT, EUCC	1

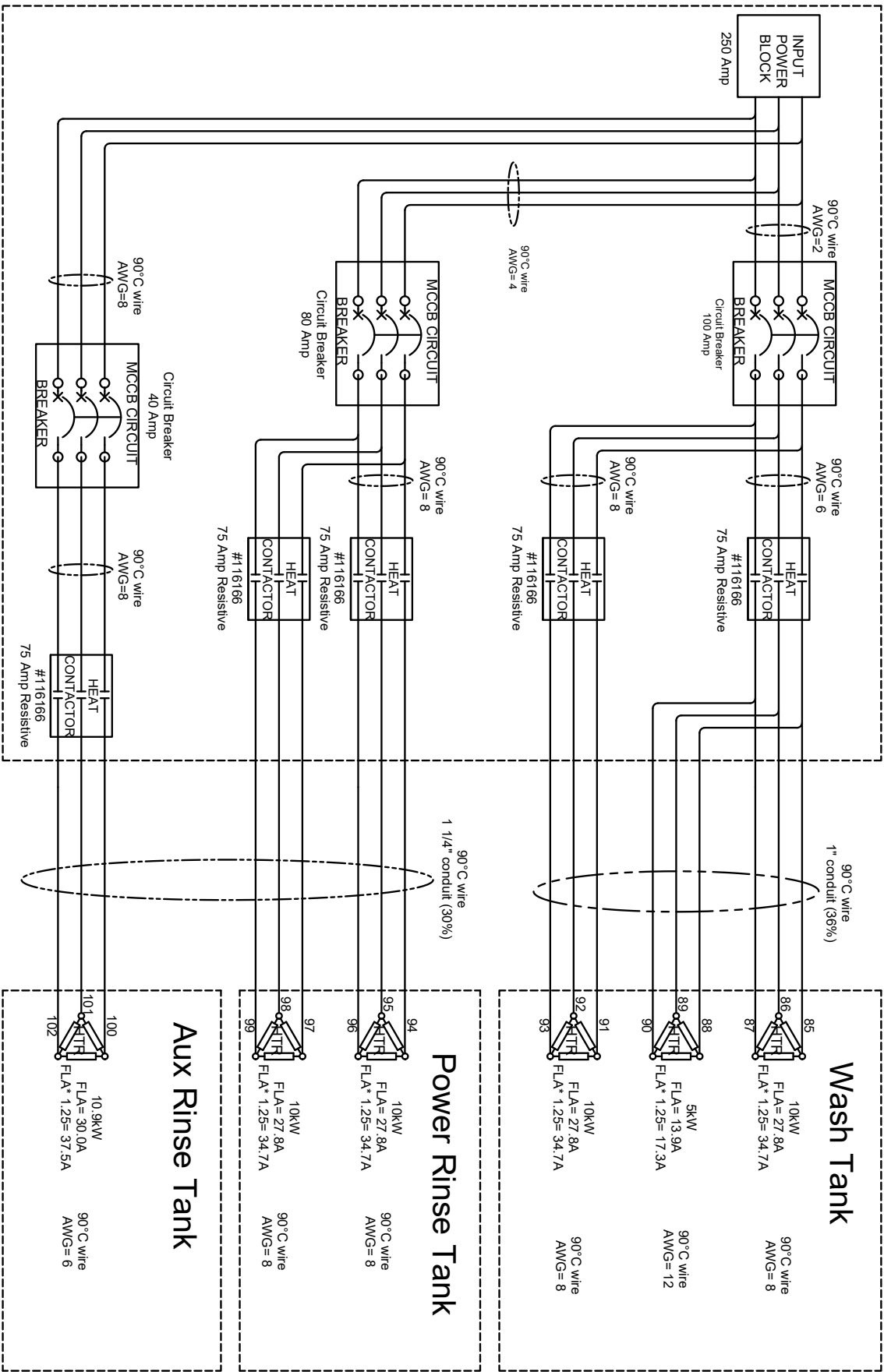
Figure - 103 (Parts List)

ELECTRICAL SCHEMATICS

A 703210 REV. C

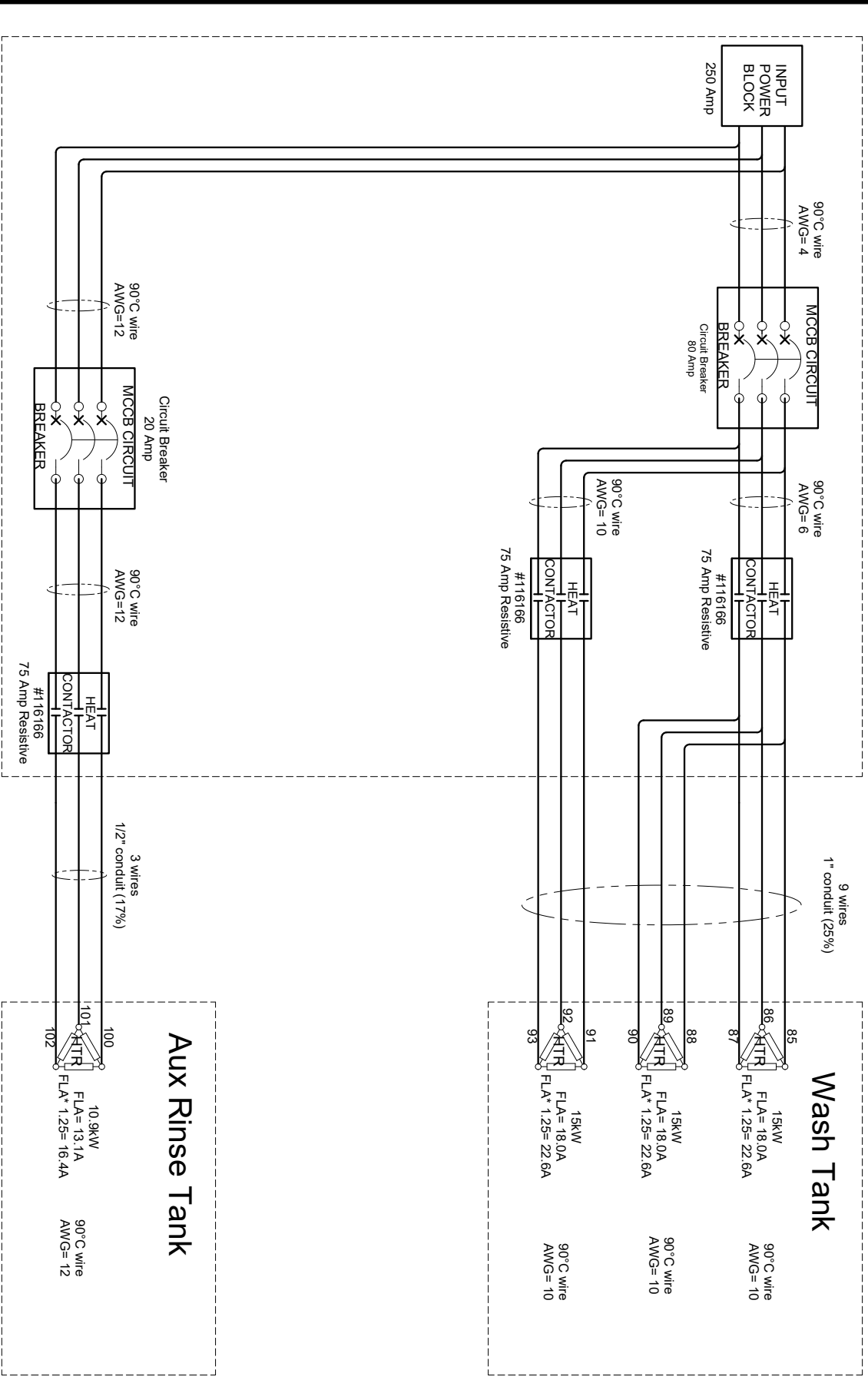


DESCRIPTION		REV.	DATE	BY
CUSTOMER TO SUPPLY RATED VOLTAGE/PHASE/Hz AS SPECIFIED PER ORDER TO DISCONNECT SWITCH. ALL POWER SUPPLIED TO EACH CONNECTION POINT MUST COMPLY WITH ALL LOCAL ELECTRIC CODES.		C	1/22/25	ML
DR:BY MH SCALE NTS		B	5/26/22	ML
DATE	3/30/21	SHEET	1	OF 1
SCHEMATIC, LINE VOLTAGE, EUC W/PLC, STANDARD DRIVE				
A 703210		REV. C		



A 703264 **A** REV.

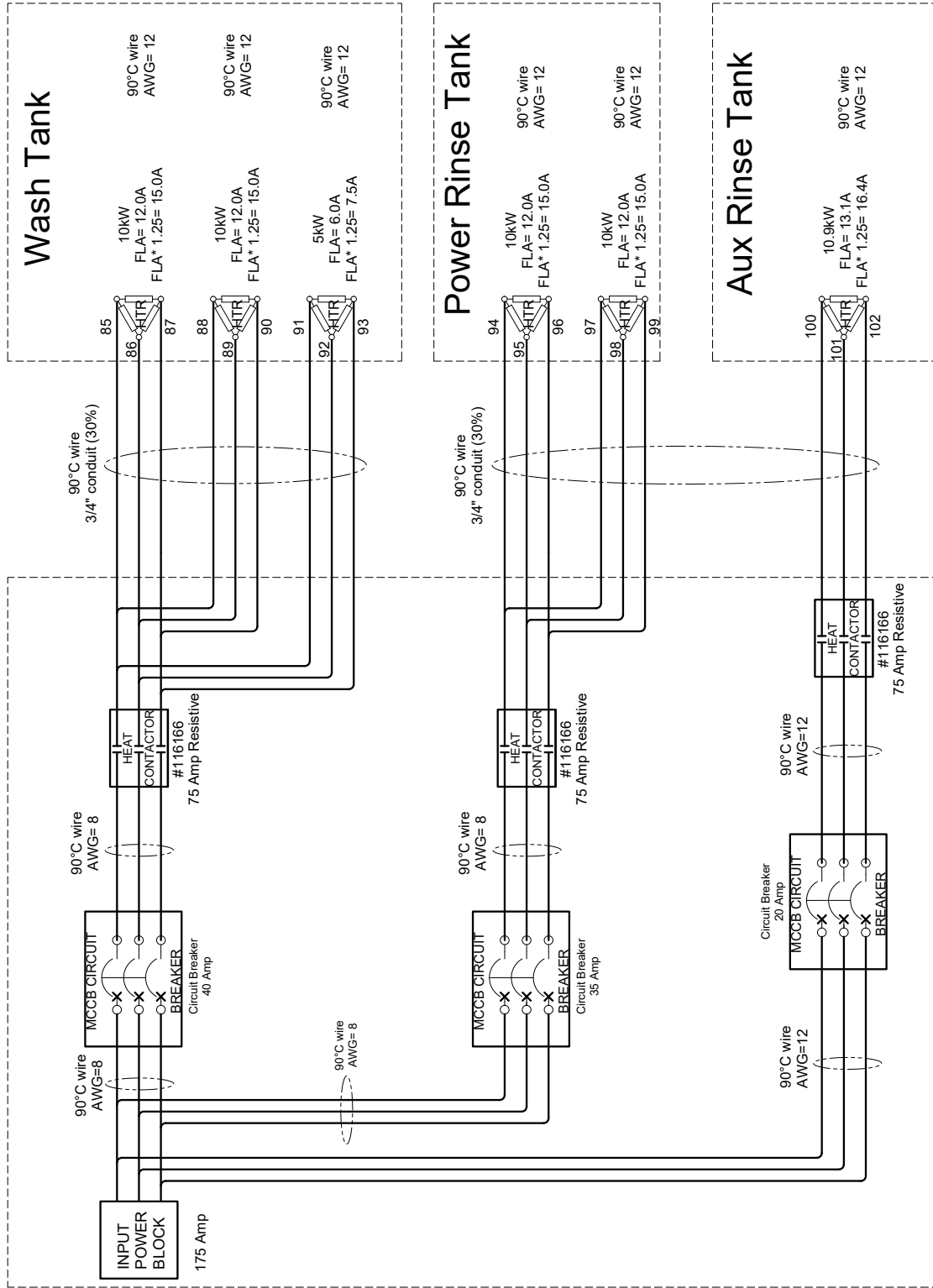
CUSTOMER TO SUPPLY RATED VOLTAGE PHASES, Hz, AND SPEED OF MOTOR DISCONNECT SWITCH. ALL POWER SUPPLIES TO EACH CONNECTION POINT MUST COMPLY WITH ALL LOCAL ELECTRIC CODES.		REV.		DESCRIPTION		DATE		BY	
DR BY	ML	SCALE	NTS	A	ADDED WIRE NUMBERS FOR HEATERS	3/29/22	ML	SCHEMATIC, ELEC HEAT, EUC6/8, 208V, 25/20/10, CB	
DATE	7/9/21	SHEET	1	OF	1			A	703264
									REV. A



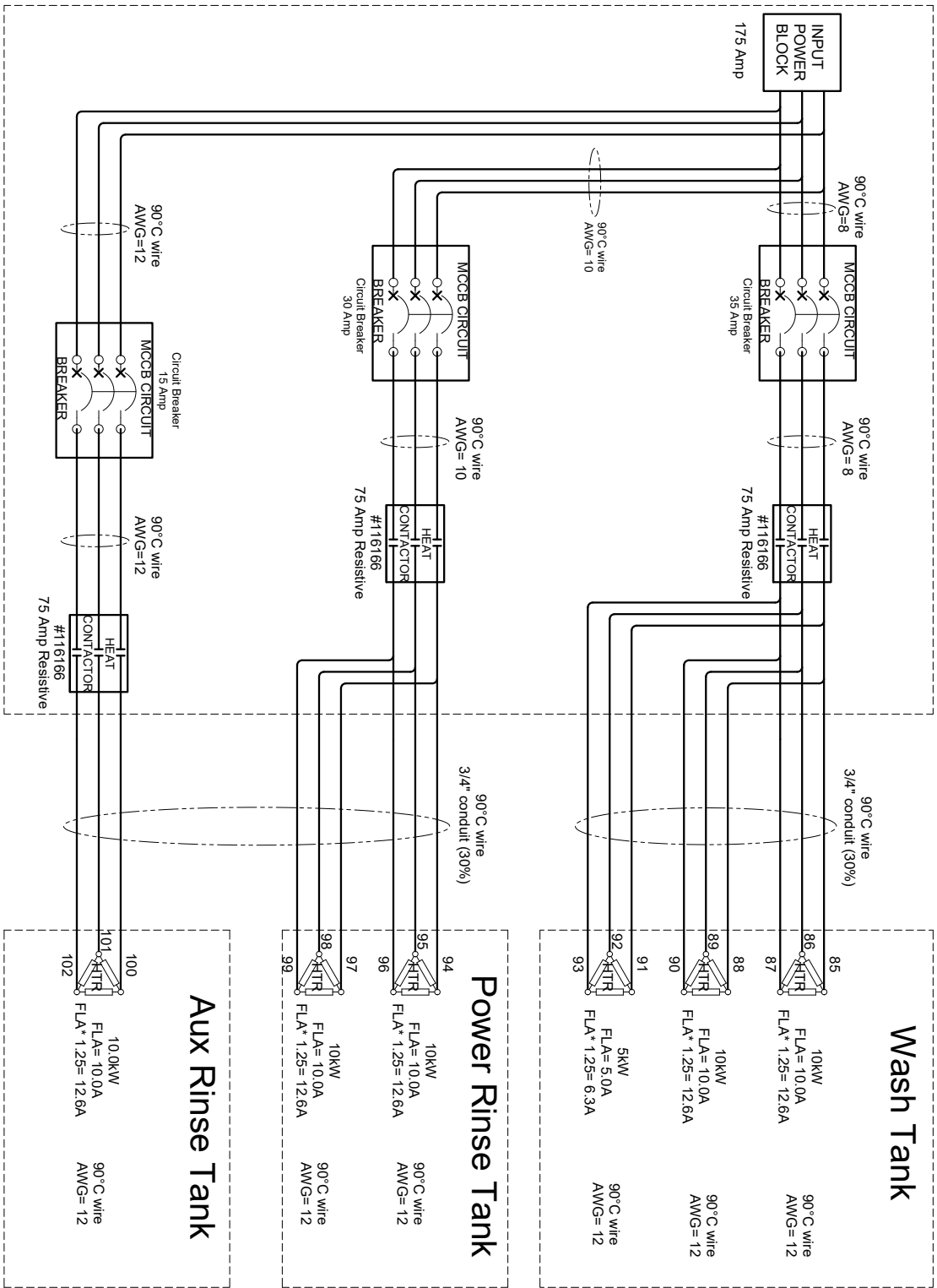
A 703270 REV. A

CUSTOMER TO SUPPLY RATED VOLTAGE/PHASE/Hz. AS SPECIFIED PER ORDER. TO DISCONNECT SWITCH, ALL POWER SUPPLIED TO EACH CONNECTION POINT MUST COMPLY WITH ALL LOCAL ELECTRICAL CODES.				REV.	DESCRIPTION	DATE	BY
DR. BY	ML	SCALE	NTS				
DATE	8/9/21	SHEET	1 OF 1	A	ADDED WIRE NUMBERS FOR HEATERS	3/29/22	ML
					SCHMATIC, ELEC HEAT, EUC4, 480V, 45/10, CB		
					A 703270		REV. A

A 703295 REV. A



DR. BY	ML	SCALE	SHEET	OF	NTS	REV.	DESCRIPTION	DATE	BY
11/24/21	ML		1	1		A	ADDED WIRE NUMBERS FOR HEATERS	3/29/22	ML
CUSTOMER TO SUPPLY RATED VOLTAGE/PHASE/Hz, AS SPECIFIED PER ORDER, TO DISCONNECT SWITCH, ALL POWER SUPPLIED TO EACH CONNECTION POINT MUST COMPLY WITH ALL LOCAL ELECTRIC CODES.									
SCHEMATIC, ELEC HEAT, EUC6/8, 480V, 25/20/10, CB									



A 703374

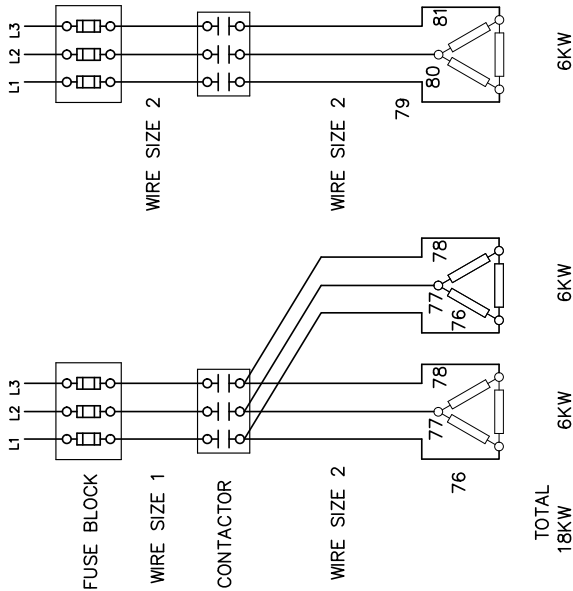
REV. -

CUSTOMER TO SUPPLY RATED VOLTAGE/PHASE/Hz. AS SPECIFIED PER ORDER TO DISCONNECT SWITCH. ALL POWER SUPPLIED TO EACH CONNECTION POINT MUST COMPLY WITH ALL LOCAL ELECTRIC CODES.		REV.	
DR BY	ML	SCALE	NTS
DATE	9/14/22	SHEET	1 OF 1
DESCRIPTION		DATE	BY
SCHEMATIC, ELEC HEAT, EUC6/8, 575V, 25/20/10, CB			
A 703374			REV. -

EUC 18KW BOOSTER HEATER WIRING

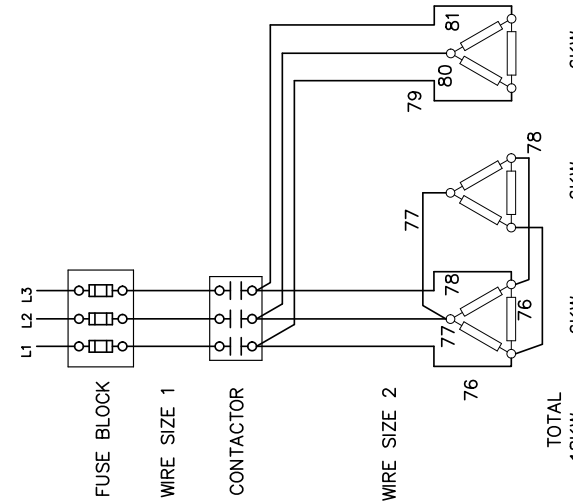
18 KW BOOSTER HEATER 208-240 VOLTS

VOLTAGE 208V		DELTA	
TOTAL KW	18KW	6KW	6KW
KW/CONTACTOR	12KW	2	2
CONTACTOR #	1	60A	60A
CONTACTOR RATING	8	12	12
WIRE SIZE 1	--	20A	20A
WIRE SIZE 2	45A		
FUSE RATING			
VOLTAGE 240V		DELTA	
TOTAL KW	18KW	6KW	6KW
KW/CONTACTOR	12KW	2	2
CONTACTOR #	1	60A	60A
CONTACTOR RATING	10	12	12
WIRE SIZE 1	--	20A	20A
WIRE SIZE 2	40A		
FUSE RATING			

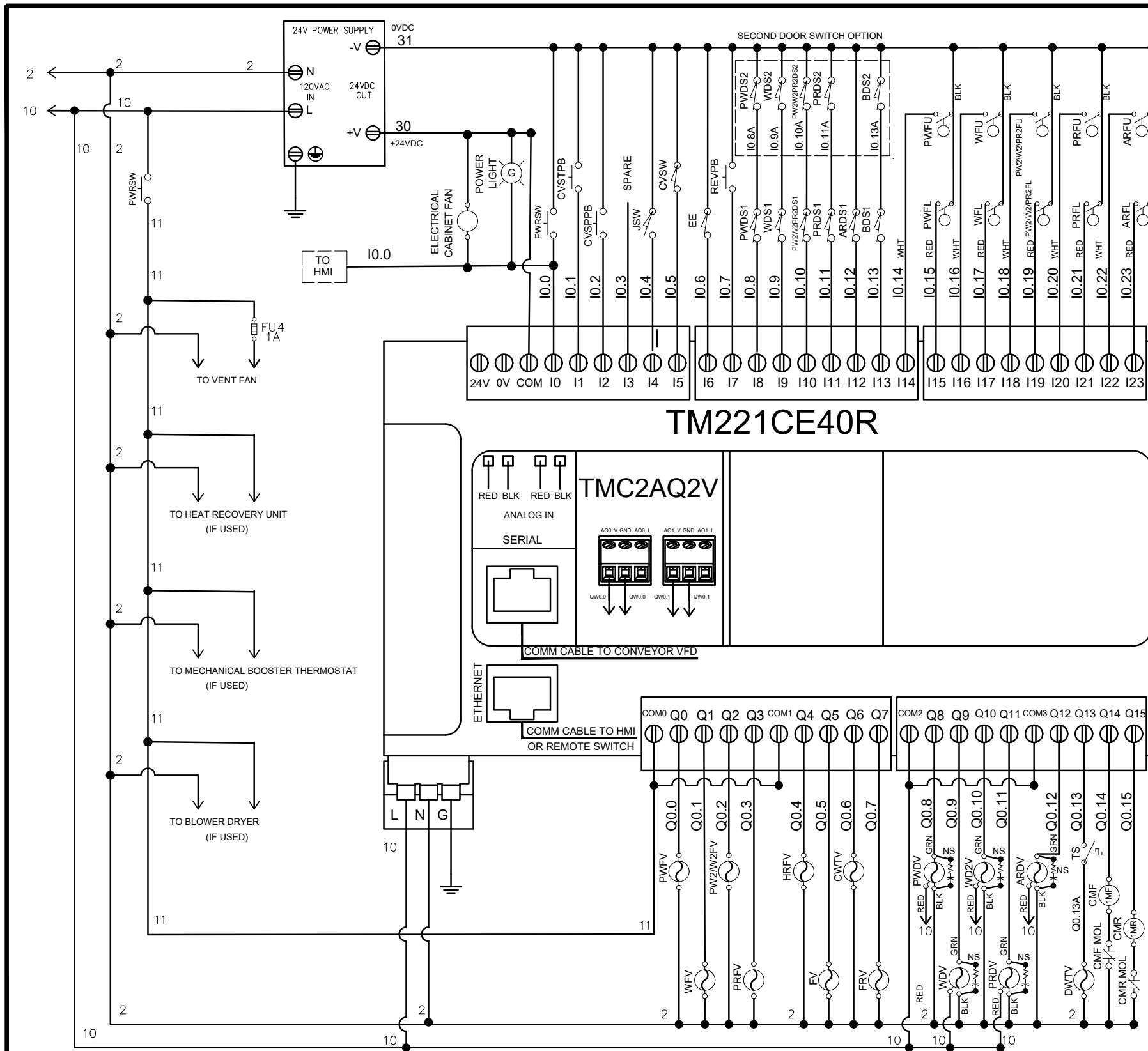


18 KW BOOSTER HEATER 380-575 VOLTS

VOLTAGE 380V		WYE (NOT SHOWN)	
TOTAL KW	18KW	6KW	6KW
KW/CONTACTOR	18KW	2	2
CONTACTOR #	1	60A	60A
CONTACTOR RATING	10	12	12
WIRE SIZE 1	12	25A	25A
WIRE SIZE 2	35A		
FUSE RATING			
VOLTAGE 415V		WYE (NOT SHOWN)	
TOTAL KW	18KW	6KW	6KW
KW/CONTACTOR	18KW	2	2
CONTACTOR #	1	60A	60A
CONTACTOR RATING	10	12	12
WIRE SIZE 1	12	25A	25A
WIRE SIZE 2	35A		
FUSE RATING			
VOLTAGE 480V		DELTA	
TOTAL KW	18KW	6KW	6KW
KW/CONTACTOR	18KW	2	2
CONTACTOR #	1	60A	60A
CONTACTOR RATING	10	12	12
WIRE SIZE 1	12	25A	25A
WIRE SIZE 2	30A		
FUSE RATING			
VOLTAGE 575V		DELTA	
TOTAL KW	18KW	6KW	6KW
KW/CONTACTOR	18KW	2	2
CONTACTOR #	1	60A	60A
CONTACTOR RATING	12	25A	25A
WIRE SIZE 1 and 2	25A		
FUSE RATING			



**This Page
Intentionally
Left Blank**



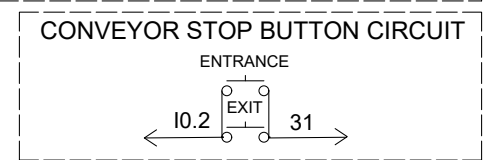
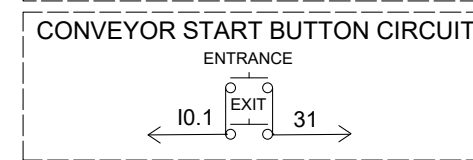
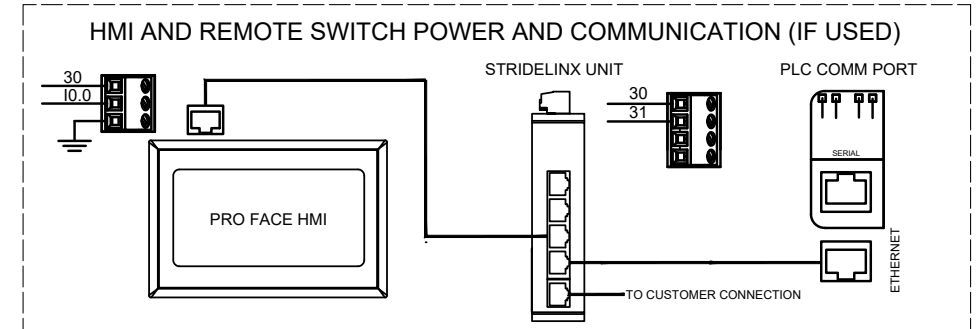
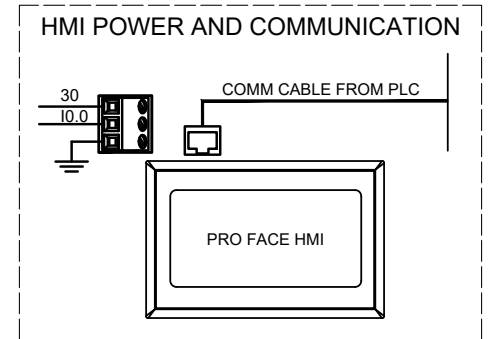
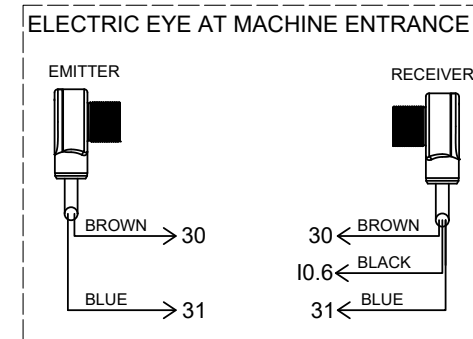
DISCREET INPUTS	
I0.0	PWRSW POWER SWITCH
I0.1	CVSTPB CONVEYOR START PUSH BUTTON
I0.2	CVSPPB CONVEYOR STOP PUSH BUTTON
I0.3	SPARE SPARE
I0.4	JSW JAM SWITCH
I0.5	CVSW CONVEYOR SWITCH
I0.6	EE ELECTRIC EYE AT PREWASH ENTRANCE
I0.7	REVPB CONVEYOR REVERSE PB
I0.8	PWDS PREWASH DOOR SWITCH(ES)
I0.9	WDS WASH DOOR SWITCH(ES)
I0.10	PW2W2PR2DS PREWASH2/WASH2/POWER RINSE2 DOOR SW(ES)
I0.11	PRDS POWER RINSE DOOR SWITCH(ES)
I0.12	ARDS AUX RINSE DOOR SWITCH(ES)
I0.13	BDS BLOWER DOOR SWITCH(ES)
I0.14	PWFU PREWASH FLOAT UPPER
I0.15	PWFL PREWASH FLOAT LOWER
I0.16	WFL WASH FLOAT LOWER
I0.17	PW2W2PR2FU PREWASH2/WASH2/POWER RINSE2 FLOAT UPPER
I0.18	PW2W2PR2FL PREWASH2/WASH2/POWER RINSE2 FLOAT LOWER
I0.19	PRFU POWER RINSE FLOAT UPPER
I0.20	PRFL POWER RINSE FLOAT LOWER
I0.21	ARFU AUX RINSE FLOAT UPPER
I0.22	ARFL AUX RINSE FLOAT LOWER
I0.23	ARFL AUX RINSE FLOAT LOWER

DISCREET OUTPUTS	
Q0.0	PWFV PREWASH FILL VALVE
Q0.1	WFLV WASH FILL VALVE
Q0.2	PW2FVWF2V PREWASH2/WASH2 FILL VALVE
Q0.3	PRFV POWER RINSE FILL VALVE
Q0.4	HRFV HEAT RECOVERY FILL VALVE
Q0.5	FV FLUSHING VALVE
Q0.6	CWTV PW COLD WATER TEMPERING VALVE
Q0.7	FRV FINAL RINSE/AUX RINSE FILL VALVE
Q0.8	PWDRV PREWASH DRAIN VALVE
Q0.9	WDV WASH DRAIN VALVE
Q0.10	PW2DWW2DV PREWASH2/WASH2 DRAIN VALVE
Q0.11	PRDV POWER RINSE DRAIN VALVE
Q0.12	ARDV AUX RINSE DRAIN VALVE
Q0.13	DWTV DRAIN WATER TEMPERING VALVE
Q0.14	CMF CONVEYOR MOTOR FORWARD
Q0.15	CMR CONVEYOR MOTOR REVERSE
—	NS NOISE SUPPRESSOR

NOTES

DIAGRAM STATE
POWER OFF
DOORS CLOSED
TANKS EMPTY

THE JAM SWITCH (JSW) IS WIRED TO NORMALLY OPEN CONTACTS AND IS CLOSED WHEN INSTALLED.



CUSTOMER TO SUPPLY RATED VOLTAGE/PHASE/Hz, AS SPECIFIED PER ORDER, TO DISCONNECT SWITCH. ALL POWER SUPPLIED TO EACH CONNECTION POINT MUST COMPLY WITH ALL LOCAL ELECTRIC CODES.

DR. BY M. HUTCHENS SCALE NONE
DATE 10/28/20 SHEET 1 OF 1

REV.	DESCRIPTION	DATE	BY
A	ADDED SUPPRESSOR FOR DRAINS	11/1/22	DMH
B	CHANGED DWT THERMOSTAT TO NORM OPN	2/22/23	DMH
C	ADDED SECOND DOOR SWITCH WIRING	8/04/25	DMH

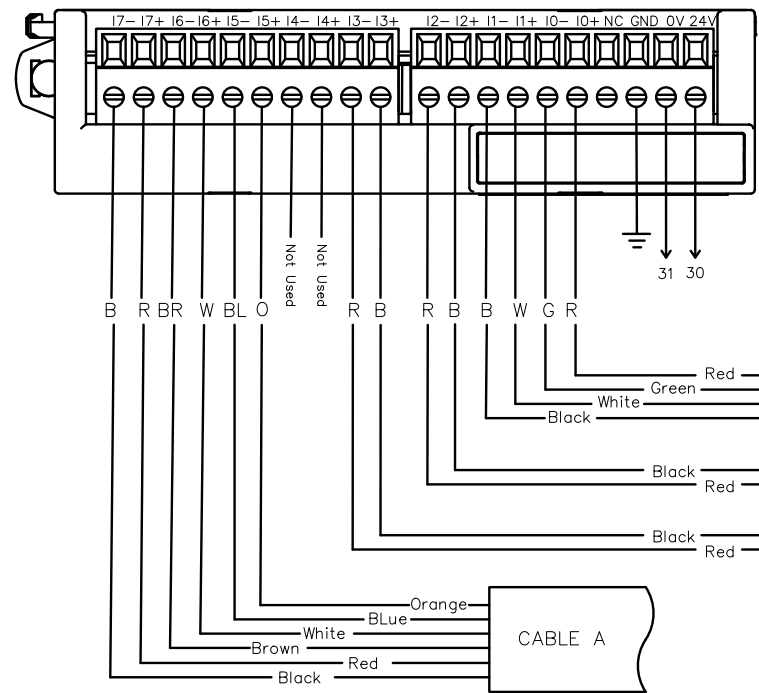
REV.	DESCRIPTION	DATE	BY

Champion
The Dishwashing Machine Specialists

SCHEMATIC, PLC CONTROLS, EUC

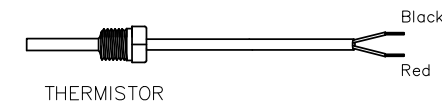
B 703208 REV. C

TM3T18T



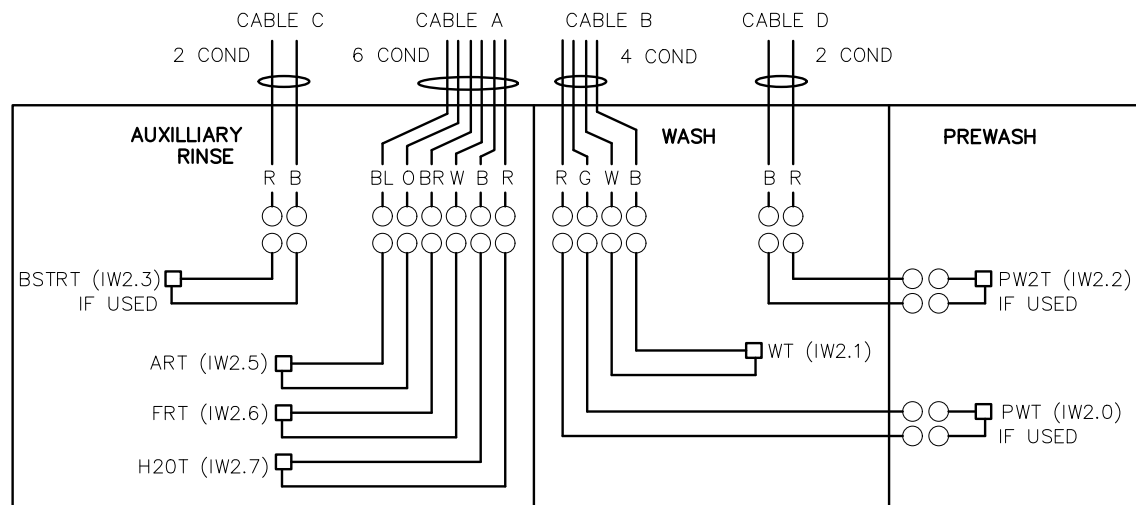
AR	AUXILIARY RINSE
ART	AUXILIARY RINSE THERMISTOR
BSTRT	BOOSTER THERMISTOR
FR	FINAL RINSE
FRT	FINAL RINSE THERMISTOR
PW	PREWASH
PWT	PREWASH THERMISTOR
PW2	PREWASH #2
PW2T	PREWASH #2 THERMISTOR
W	WASH
WT	WASH THERMISTOR
R	RINSE
RT	RINSE THERMISTOR
H2OT	INCOMING WATER THERMISTOR

CONTROL CABINET CONNECTIONS

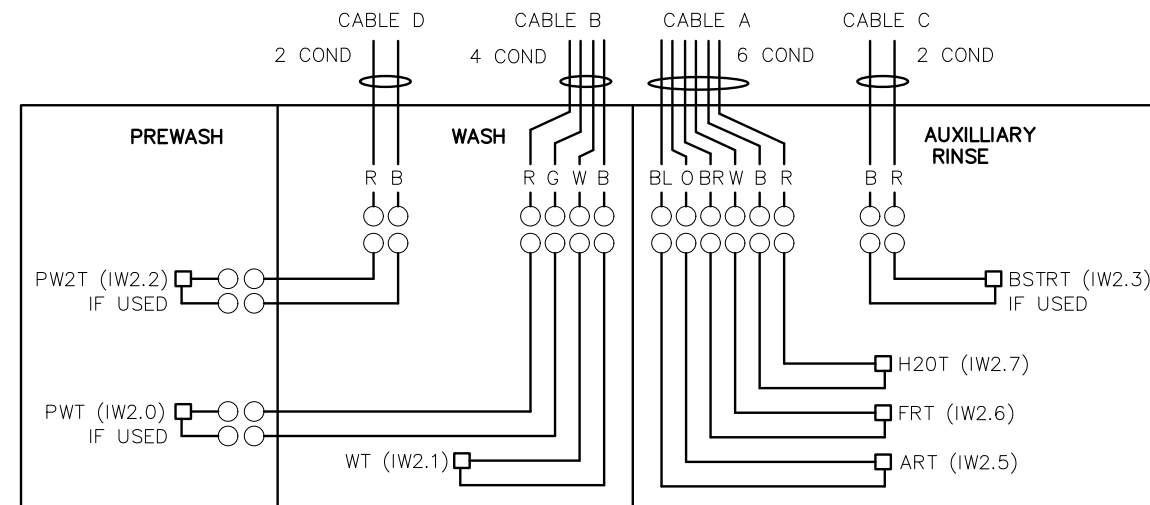


MACHINE CONNECTIONS

EUC4 RIGHT TO LEFT



EUC4 LEFT TO RIGHT



NOTE 1: ONLY USED ON MACHINES WITH THERMISTOR CONTROLLED BOOSTER.

CUSTOMER TO SUPPLY RATED VOLTAGE/PHASE/Hz, AS SPECIFIED PER ORDER, TO DISCONNECT SWITCH. ALL POWER SUPPLIED TO EACH CONNECTION POINT MUST COMPLY WITH ALL LOCAL ELECTRIC CODES.

DR. BY	ML	SCALE	NONE
DATE	3/31/21	SHEET	1 OF 1

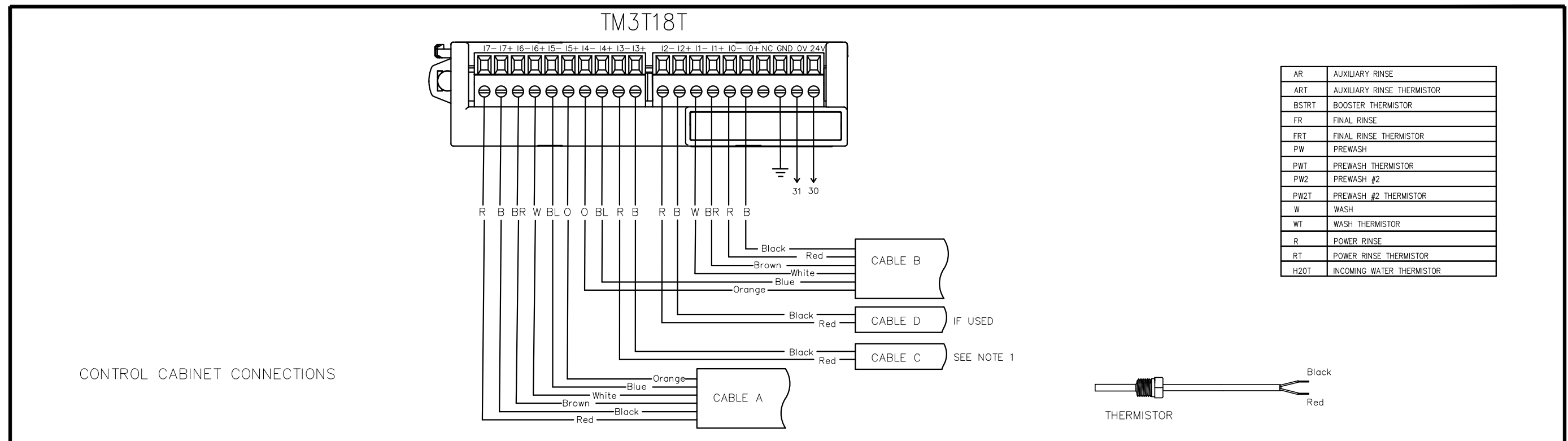
REV.	DESCRIPTION	DATE	BY
A	CHG R-L PIC TO MATCH LABEL	2/6/25	ML
B	UPDATED TERM CONN IN AUX BOX	10/23/25	DH

REV.	DESCRIPTION	DATE	BY

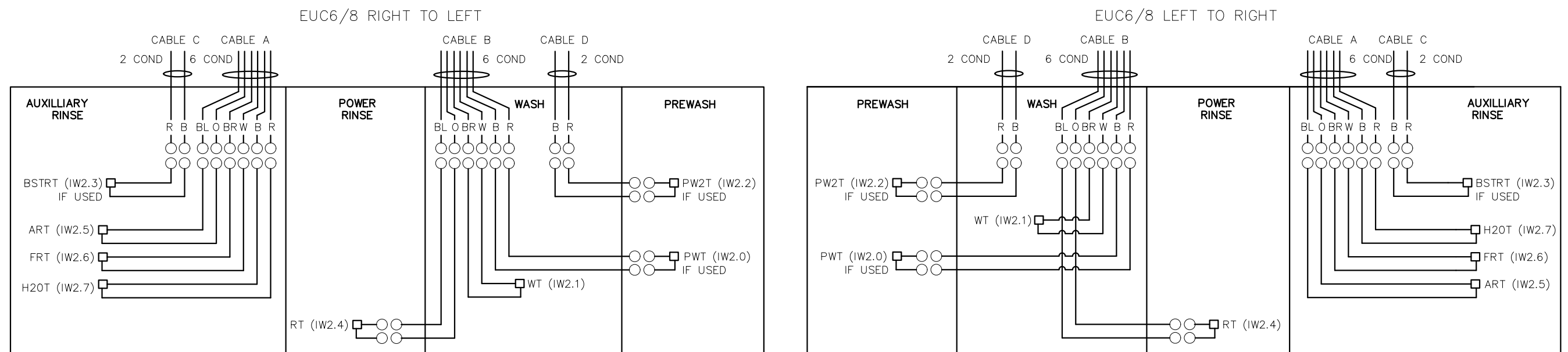
Champion
The Dishwashing Machine Specialists

EUC4 STEAM/ELECTRIC W/PLC THERMISTOR WIRING DIAGRAM	
B	703245
REV.	B

**



MACHINE CONNECTIONS



NOTE 1: ONLY USED ON MACHINES WITH THERMISTOR CONTROLLED BOOSTER.

CUSTOMER TO SUPPLY RATED VOLTAGE/PHASE/Hz, AS SPECIFIED PER ORDER TO DISCONNECT SWITCH. ALL POWER SUPPLIED TO EACH CONNECTION POINT MUST COMPLY WITH ALL LOCAL ELECTRIC CODES.

DR. BY	ML	SCALE	NONE
DATE	3/31/21	SHEET	1 OF 1

REV.	DESCRIPTION	DATE	BY
A	CABLE A AND C LAND IN AUXILIARY RINSE BOX	10/23/25	MH

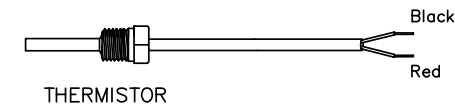
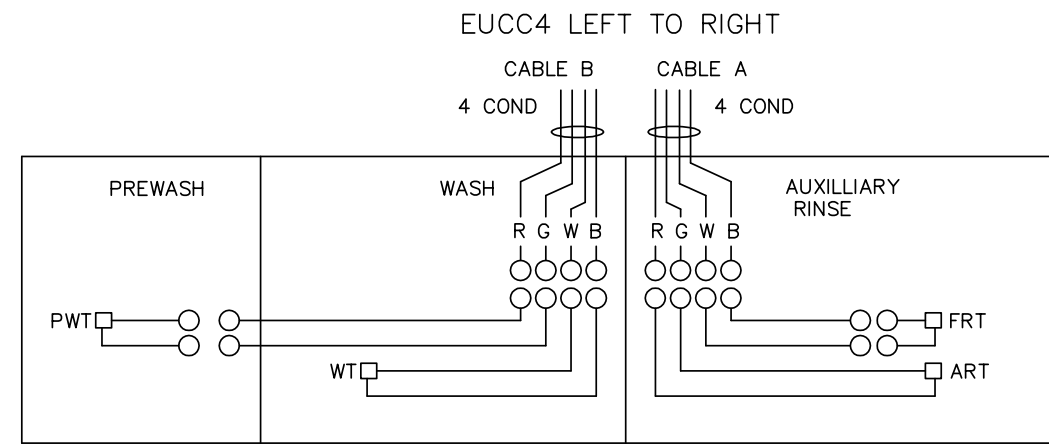
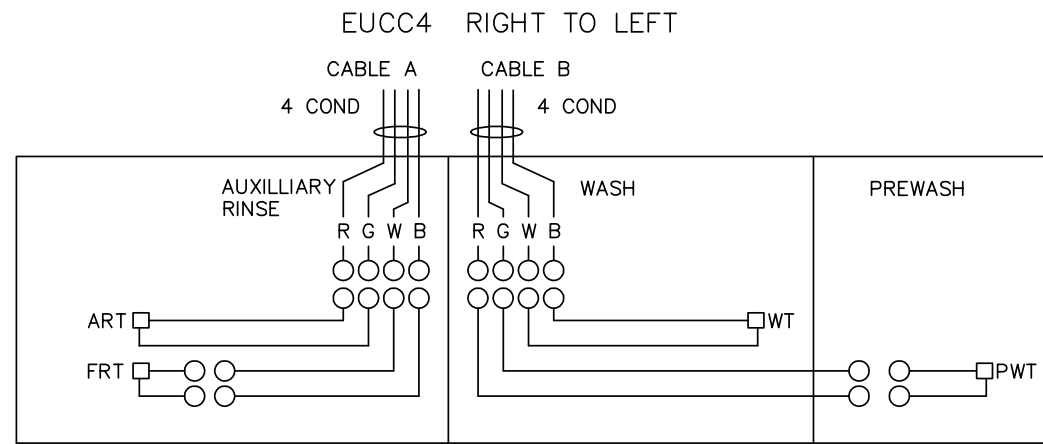
REV.	DESCRIPTION	DATE	BY

Champion
The Dishwashing Machine Specialists

EUC6/8 STEAM/ELECTRIC W/PLC THERMISTOR WIRING DIAGRAM

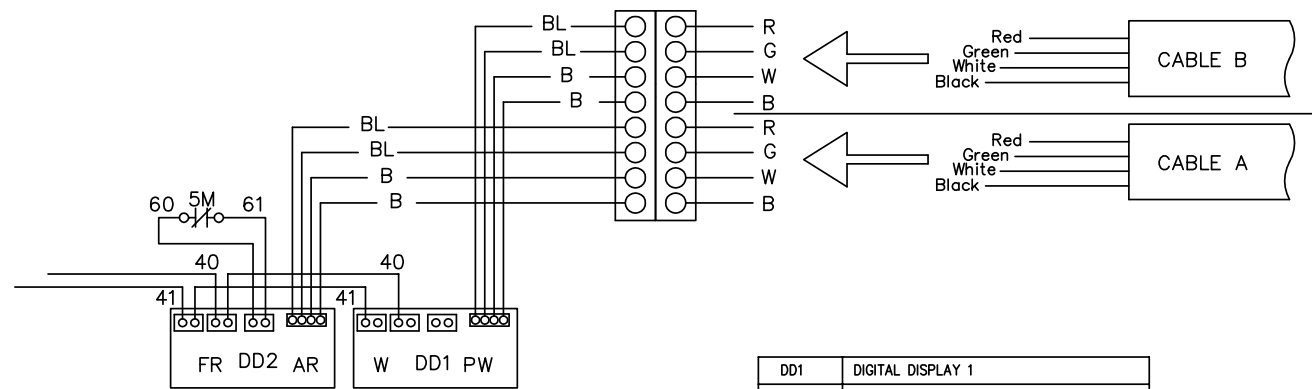
B 703246 **REV. A**

EUCC4PW THERMISTOR WIRING

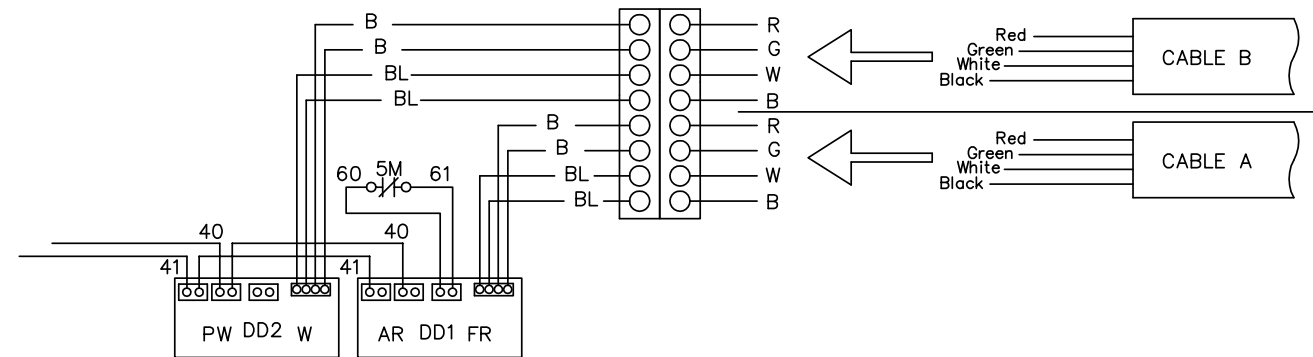


MACHINE CONNECTIONS

CONTROL CABINET CONNECTIONS



DD1	DIGITAL DISPLAY 1
DD2	DIGITAL DISPLAY 2
5M	AUXILLIARY RINSE MOTOR CONTACTOR
AR	AUXILLIARY RINSE
ART	AUXILLIARY RINSE THERMISTOR
FR	FINAL RINSE
FRT	FINAL RINSE THERMISTOR
PW	PREWASH
PWT	PREWASH THERMISTOR
W	WASH
WT	WASH THERMISTOR
R	RINSE
RT	RINSE THERMISTOR



CUSTOMER TO SUPPLY RATED VOLTAGE/PHASE/Hz, AS SPECIFIED PER ORDER, TO DISCONNECT SWITCH. ALL POWER SUPPLIED TO EACH CONNECTION POINT MUST COMPLY WITH ALL LOCAL ELECTRIC CODES.

DR. BY	J.MCALLISTER	SCALE	NONE
DATE	20OCT08	SHEET	1 OF 1

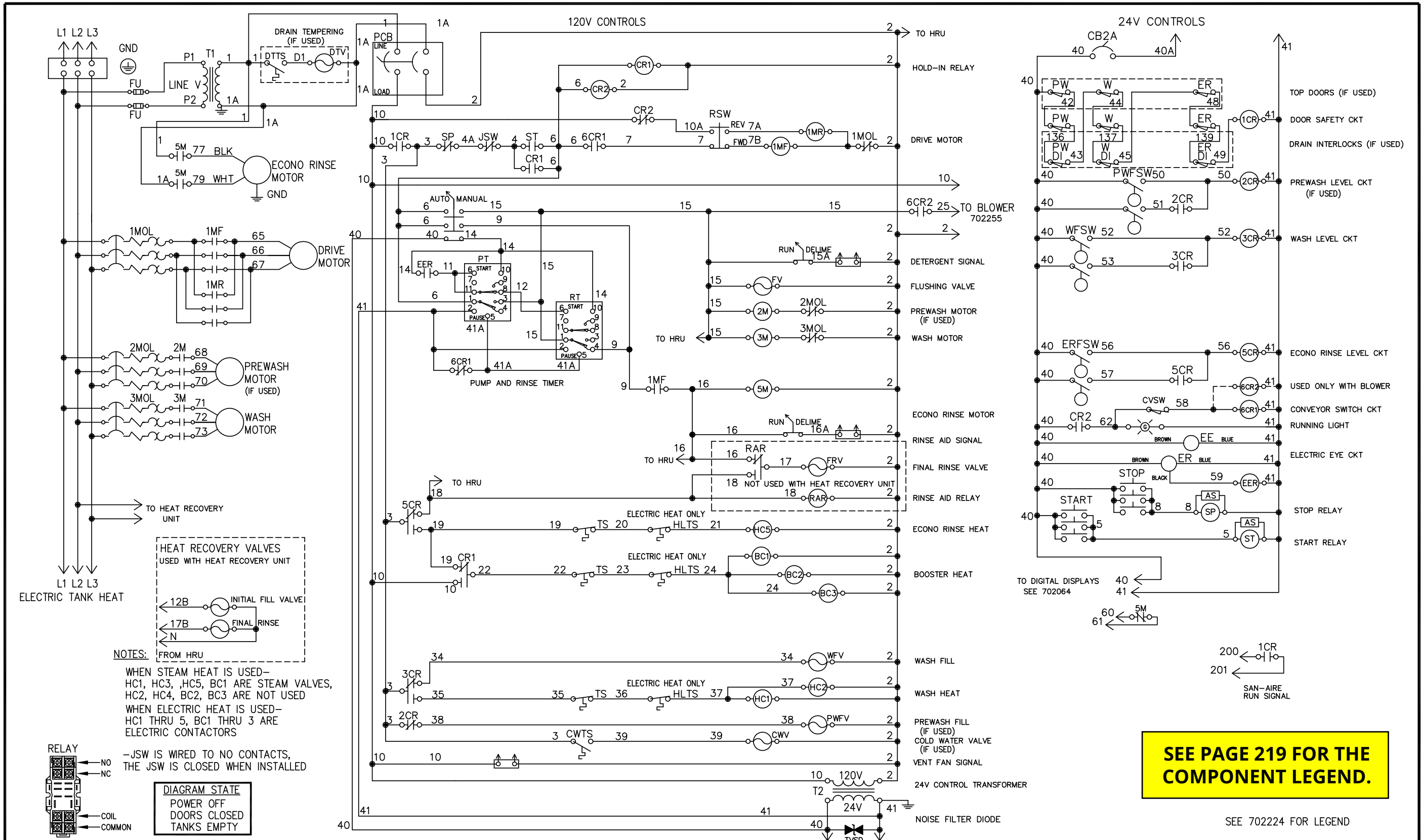
REV.	DESCRIPTION	DATE	BY
A	CHANGED LAYOUT TO ACCOMODATE LABELS	4/7/11	ML

REV.	DESCRIPTION	DATE	BY

Champion
The Dishwashing Machine Specialists

EUCC4PW STEAM/ELECTRIC THERMISTOR WIRING DIAGRAM		
B	702064	REV. A

**



CUSTOMER TO SUPPLY RATED VOLTAGE/PHASE/Hz,
AS SPECIFIED PER ORDER TO DISCONNECT SWITCH.
ALL POWER SUPPLIED TO EACH CONNECTION POINT
MUST COMPLY WITH ALL LOCAL ELECTRIC CODES.

DR. BY	J.MCALLISTER	SCALE	NONE
DATE	9OCT08	SHEET	1 OF 1

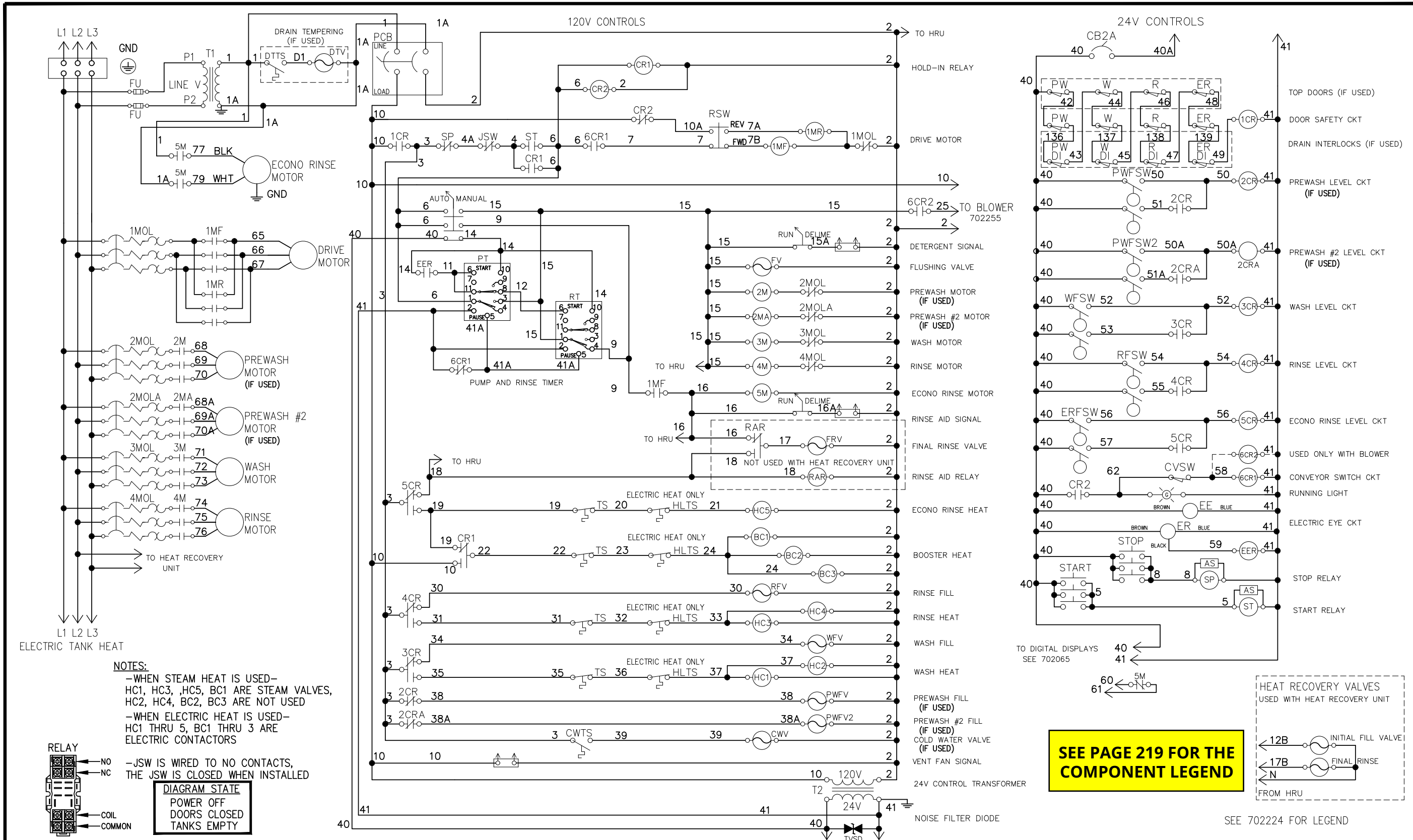
REV.	DESCRIPTION	DATE	BY
K	CHANGED CONVEYOR SWITCH CIRCUIT	08OCT13	JAM
L	CHANGED BLOWER CONNECTION FROM WIRE 3 TO WIRE 10	17OCT13	JAM
M	ADDED 6CR2 RELAY FOR MACHINES WITH BLOWER	15JAN14	JAM

REV.	DESCRIPTION	DATE	BY
N	ADDED PARTS FOR DELIME SWITCH FOR KEEP IT CLEAN	23JAN16	JAM
O	ADDED NOTE FOR JAM SWITCH	10/19/17	ML
P	ADDED CIRCUIT FOR SAN-AIRE BLOWERS	9/20/18	ML

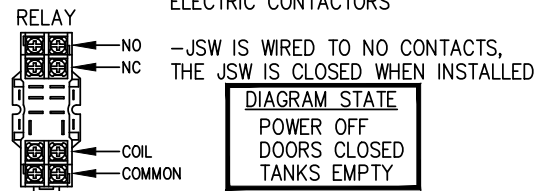
Champion
The Dishwashing Machine Specialists

EUCCW4PW STEAM/ELECTRIC
PIEZO START DIGITAL DISPLAY

B 702063 **REV. P**



NOTES:
 -WHEN STEAM HEAT IS USED-
 HC1, HC3, HC5, BC1 ARE STEAM VALVES,
 HC2, HC4, BC2, BC3 ARE NOT USED
 -WHEN ELECTRIC HEAT IS USED-
 HC1 THRU 5, BC1 THRU 3 ARE
 ELECTRIC CONTACTORS



CUSTOMER TO SUPPLY RATED VOLTAGE/PHASE/Hz, AS SPECIFIED PER ORDER, TO DISCONNECT SWITCH. ALL POWER SUPPLIED TO EACH CONNECTION POINT MUST COMPLY WITH ALL LOCAL ELECTRIC CODES.

DR. BY	J.MCALLISTER	SCALE	NONE
DATE	5DEC08	SHEET	1 OF 1

REV.	DESCRIPTION	DATE	BY
J	CHANGED TIMERS AND AUTO/MANUAL WIRING, REDRAWN	16MAY13	JAM
K	CHANGED BLOWER CONNECTION FROM WIRE 3 TO WIRE 10	17OCT13	JAM
L	ADDED 6CR2 FOR MACHINES WITH BLOWER	09JAN14	JAM

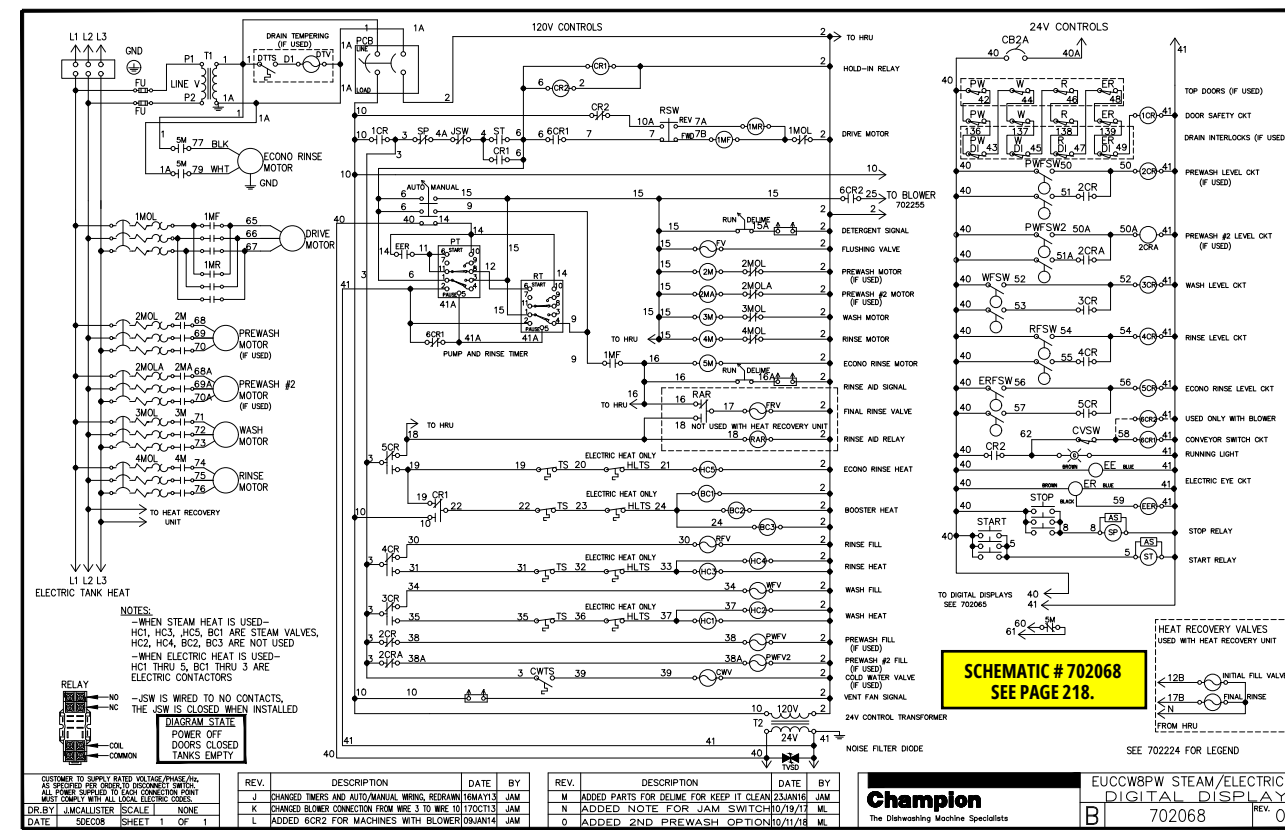
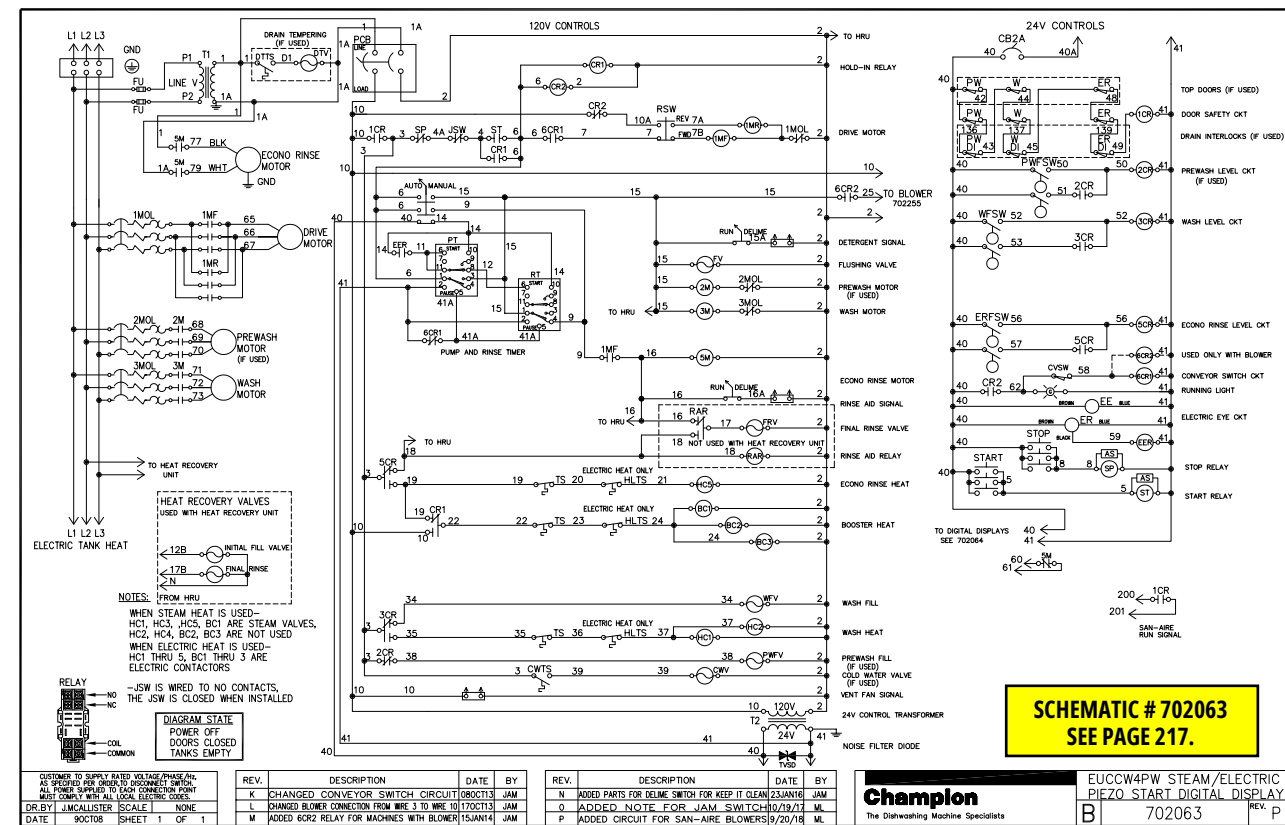
REV.	DESCRIPTION	DATE	BY
M	ADDED PARTS FOR DELIME FOR KEEP IT CLEAN	23JAN16	JAM
N	ADDED NOTE FOR JAM SWITCH	10/19/17	ML
0	ADDED 2ND PREWASH OPTION	10/11/18	ML

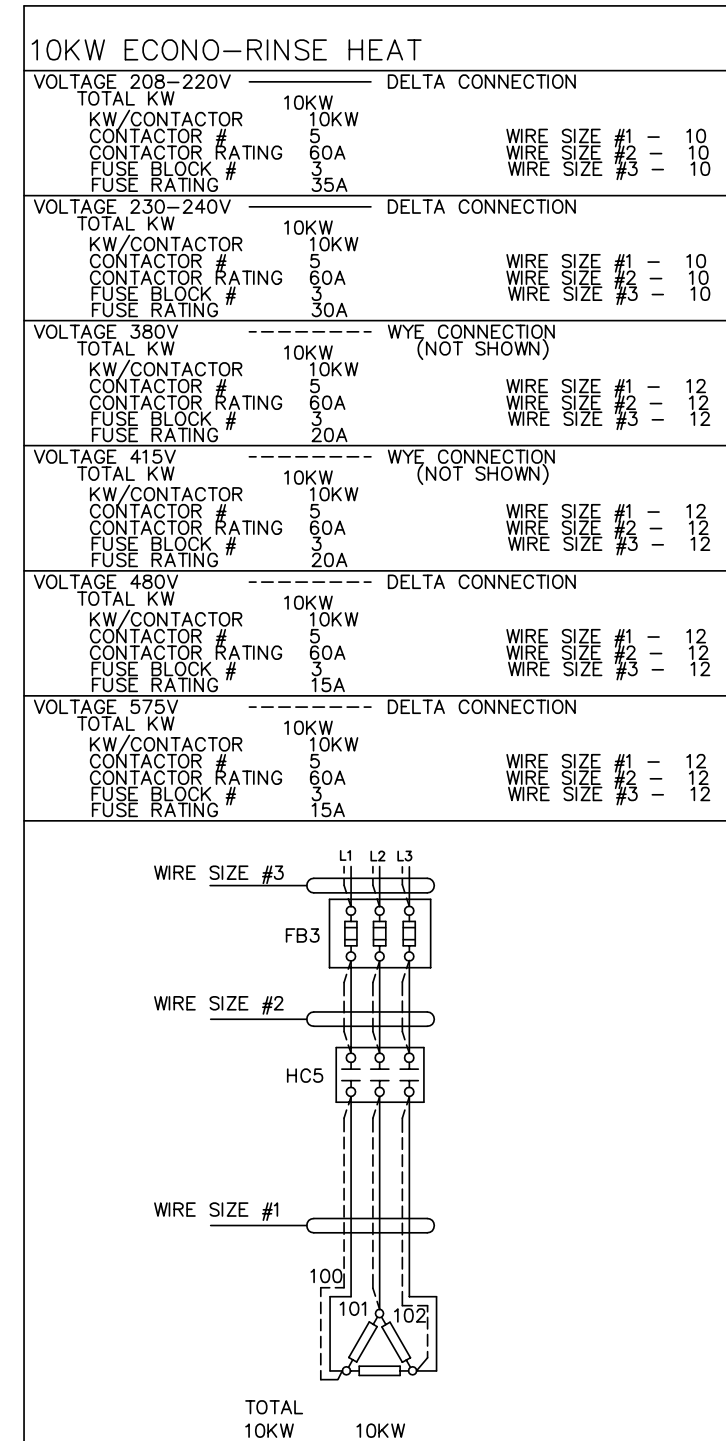
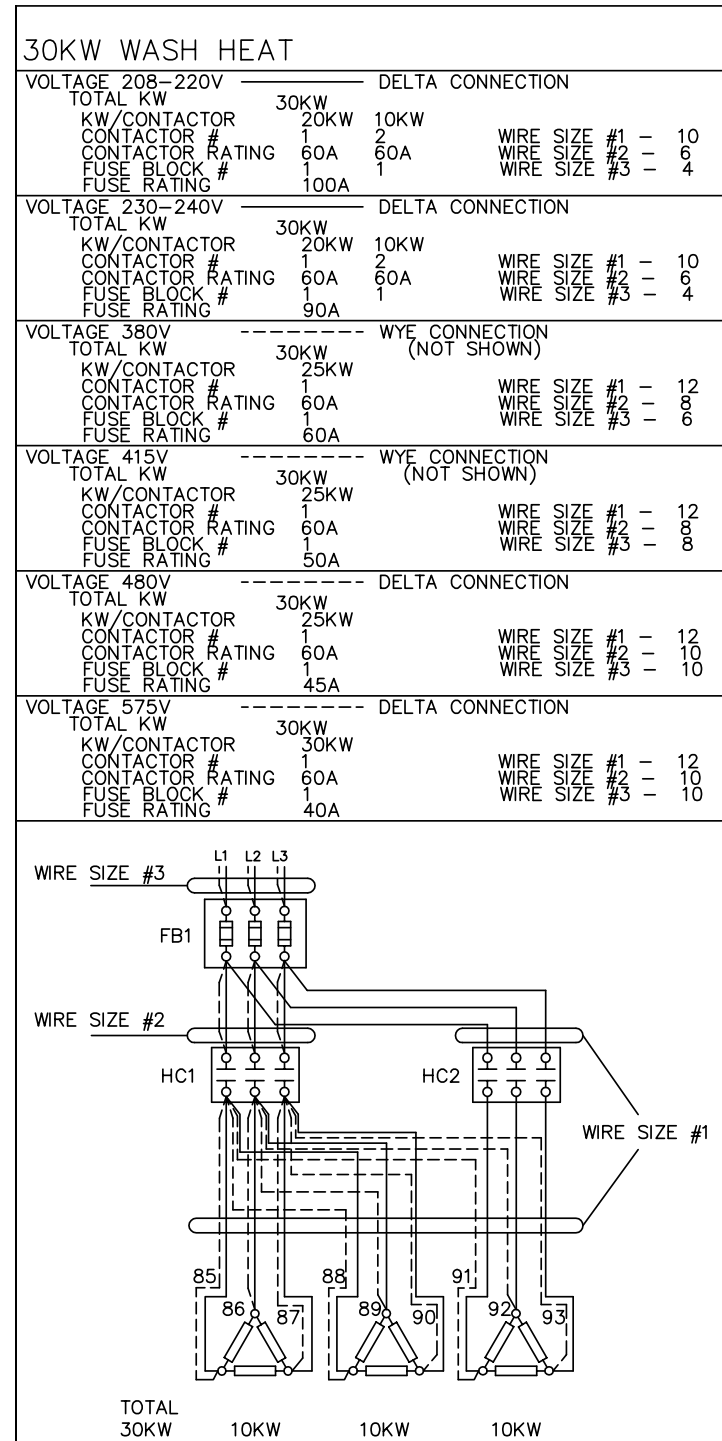
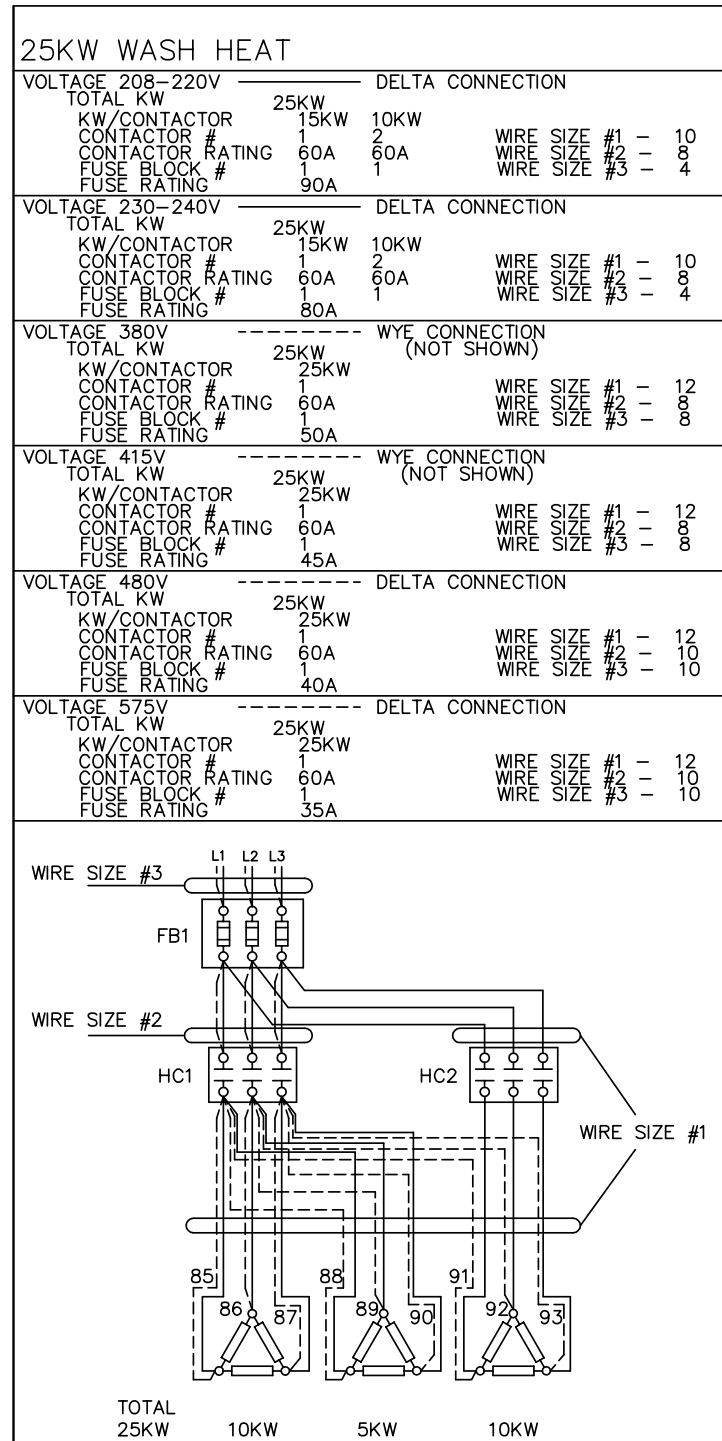
Champion
The Dishwashing Machine Specialists

EUCCW8PW STEAM/ELECTRIC DIGITAL DISPLAY

B 702068 REV. 0

*	COMPONENT LOCATED IN MAIN CONTROL CABINET	
1CR	* DOOR SAFETY HOLD IN RELAY	FU * FUSE
2CR	* PREWASH FILL SWITCH RELAY	GND * GROUND
3CR	* WASH FILL SWITCH RELAY	HCP HEAT CIRCULATING PUMP
4CR	* RINSE FILL SWITCH RELAY	HC1/2 * WASH TANK ELECTRIC HEAT CONTACTORS OR STEAM VALVE
5CR	* ECONO RINSE FILL SWITCH RELAY	HC3/4 * WASH TANK ELECTRIC HEAT CONTACTORS OR STEAM VALVE
6CR	* CONVEYOR SWITCH RELAY	HC5 * ECONO RINSE TANK ELECTRIC HEAT CONTACTOR OR STEAM VALVE
8CR	* DRIVE RELAY	HLTS HIGH LIMIT THERMOSTAT
1MOL	* DRIVE MOTOR OVERLOAD	HRU HEAT RECOVERY UNIT
1MF	* DRIVE MOTOR CONTACTOR FORWARD	JSW JAM SWITCH
1MR	* DRIVE MOTOR CONTACTOR REVERSE	LC1/2/3 * LATCH CONTROL RELAYS
2M	* PREWASH MOTOR CONTACTOR	LR1 * SPEED LATCH RELAY
2MOL	* PREWASH MOTOR OVERLOAD	LR2 * RINSE LATCH RELAY
3M	* WASH MOTOR CONTACTOR	MRR * MULTI RINSE RELAY
3MOL	* WASH MOTOR OVERLOAD	MRV MULTI RINSE VALVE
4M	* RINSE MOTOR CONTACTOR	NS * NORMAL MODE BUTTON
4MOL	* RINSE MOTOR OVERLOAD	NSR * NORMAL PILOT RELAY
5M	* ECONO RINSE MOTOR CONTACTOR	PCB * POWER SWITCH/CIRCUIT BREAKER
AM	* AUTO MANUAL SWITCH	PT * PUMP TIMER
BC1/2/3	* BOOSTER ELECTRIC HEAT CONTACTORS OR STEAM VALVE	PW PREWASH
BT	* BLOWER TIMER	PWV PREWASH TANK FILL VALVE
BTR	* BLOWER TIMER RELAY	PWFSW PREWASH TANK FLOAT SWITCH
CB2A	* CIRCUIT BREAKER 2 AMP	R RINSE
CR1/2	* HOLD-IN RELAY	RAR * RINSE AID RELAY
CVSW	* CONVEYOR SWITCH	RC- * RINSE TANK ELECTRIC HEAT CONTACTOR OR STEAM VALVE
CWTS	* COLD WATER THERMOSTAT	RFSW RINSE TANK FLOAT SWITCH
CWV	* COLD WATER VALVE	RFV RINSE TANK FILL VALVE
DSS	* DOOR SAFETY SWITCH	RSW REVERSING SWITCH
DTTS	* DRAIN TEMPERING THERMOSTAT	RT * FINAL RINSE TIMER
DTV	* DRAIN TEMPERING VALVE	SP * STOP RELAY
EE	* ELECTRIC EYE EMITTER	ST * START RELAY
EER	* ELECTRIC EYE RELAY	T1/3 * CONTROL TRANSFORMER - LINE V:120V
ER	* ELECTRIC EYE RECEIVER	T2 * CONTROL TRANSFORMER - 120V:24V
EC	* ECONO RINSE	TS THERMOSTAT
EC1	* ECONO RINSE TANK ELECTRIC HEAT CONTACTOR OR STEAM VALVE	TVSD TRANSIENT VOLTAGE SUPPRESSION DIODE
ERFSW	* ECONO RINSE TANK FLOAT SWITCH	VFD VARIABLE FREQUENCY DRIVE
ES	* ECONOMY MODE BUTTON	W WASH TANK
ESR	* ECONOMY PILOT RELAY	WFSW WASH TANK FLOAT SWITCH
FRV	* FINAL RINSE VALVE	WFV WASH TANK FILL VALVE
FS	* FAST MODE BUTTON	WC- * WASH TANK ELECTRIC HEAT CONTACTOR OR STEAM VALVE
FSR	* FAST PILOT RELAY	





NOTES:

1. ON MODELS WITH MULTIPLE ELECTRIC CONNECTIONS, MAKE HEATER POWER CONNECTIONS AT THE HEATER FUSE BLOCK.

ER	ECONO RINSE	R	RINSE TANK
FB-	FUSE BLOCK	T	MACHINE TANK
HC-	HEAT CONTACTOR	W	WASH TANK

CUSTOMER TO SUPPLY RATED VOLTAGE/PHASE/Hz, AS SPECIFIED PER ORDER TO DISCONNECT SWITCH. ALL POWER SUPPLIED TO EACH CONNECTION POINT MUST COMPLY WITH ALL LOCAL ELECTRIC CODES.			
DR. BY	J.MCALLISTER	SCALE	NONE
DATE	8DEC05	SHEET	1 OF 1

REV.	DESCRIPTION	DATE	BY

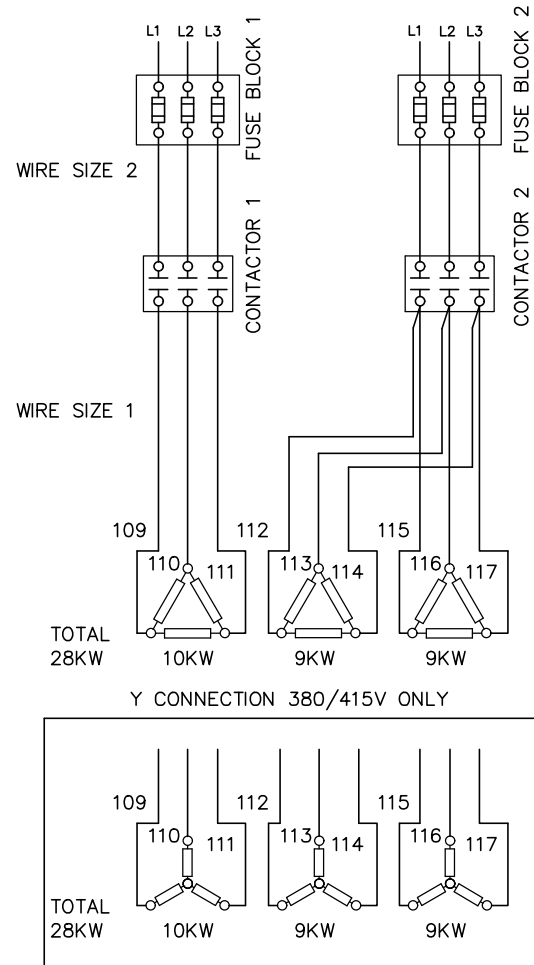
REV.	DESCRIPTION	DATE	BY

<p>The Dishwashing Machine Specialists</p>	EUCCW4 TANK HEAT WASH/ECONO RINSE	
	B	702006
		REV.

**

EUC 28KW BOOSTER HEATER WIRING

3 PHASE CONNECTION



Part Number: 114572

CANISTER 1	KW/CANISTER	28KW	
VOLTAGE	208V		
KW/CONTACTOR	10KW	18KW	
CONTACTOR #	1	2	
CONTACTOR RATING	60A	60A	
FUSE BLOCK #	1	2	
FUSE RATING	35A	60A	
WIRE SIZE 1	#10	#10	
WIRE SIZE 2	#10	#6	

CANISTER 1	KW/CANISTER	28KW	
VOLTAGE	240V		
KW/CONTACTOR	10KW	18KW	
CONTACTOR #	1	2	
CONTACTOR RATING	60A	60A	
FUSE BLOCK #	1	2	
FUSE RATING	30A	50A	
WIRE SIZE 1	#10	#10	
WIRE SIZE 2	#10	#8	

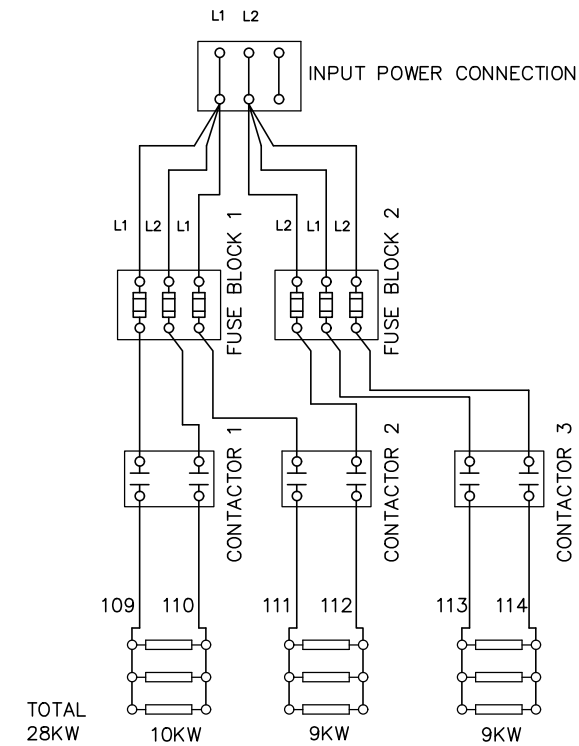
CANISTER 1	KW/CANISTER	28KW	
VOLTAGE	380V		
KW/CONTACTOR	10KW	18KW	
CONTACTOR #	1	2	
CONTACTOR RATING	60A	60A	
FUSE BLOCK #	1	2	
FUSE RATING	20A	35A	
WIRE SIZE 1	#12	#12	
WIRE SIZE 2	#12	#10	

CANISTER 1	KW/CANISTER	28KW	
VOLTAGE	415V		
KW/CONTACTOR	10KW	18KW	
CONTACTOR #	1	2	
CONTACTOR RATING	60A	60A	
FUSE BLOCK #	1	2	
FUSE RATING	20A	35A	
WIRE SIZE 1	#12	#12	
WIRE SIZE 2	#12	#10	

CANISTER 1	KW/CANISTER	28KW	
VOLTAGE	480V		
KW/CONTACTOR	10KW	18KW	
CONTACTOR #	1	2	
CONTACTOR RATING	60A	60A	
FUSE BLOCK #	1	2	
FUSE RATING	15A	30A	
WIRE SIZE 1	#12	#12	
WIRE SIZE 2	#12	#10	

CANISTER 1	KW/CANISTER	28KW	
VOLTAGE	575V		
KW/CONTACTOR	10KW	18KW	
CONTACTOR #	1	2	
CONTACTOR RATING	60A	60A	
FUSE BLOCK #	1	2	
FUSE RATING	15A	25A	
WIRE SIZE 1	#12	#12	
WIRE SIZE 2	#12	#12	

1 PHASE CONNECTION



CANISTER 1	KW/CANISTER	28KW	
VOLTAGE	200-220V		
KW/CONTACTOR	10KW	9KW	9KW
CONTACTOR #	1	2	3
CONTACTOR RATING	60A	60A	60A
FUSE BLOCK #	1	2	3
FUSE RATING	60A	60A	60A
WIRE SIZE	#6	#6	#6

CANISTER 1	KW/CANISTER	28KW	
VOLTAGE	230-240V		
KW/CONTACTOR	10KW	9KW	9KW
CONTACTOR #	1	2	3
CONTACTOR RATING	60A	60A	60A
FUSE BLOCK #	1	2	3
FUSE RATING	60A	50A	50A
WIRE SIZE	#6	#8	#8

CUSTOMER TO SUPPLY RATED VOLTAGE/PHASE/Hz, AS SPECIFIED PER ORDER, TO DISCONNECT SWITCH. ALL POWER SUPPLIED TO EACH CONNECTION POINT MUST COMPLY WITH ALL LOCAL ELECTRIC CODES.

DR. BY	J.MCALLISTER	SCALE	
DATE	27APR07	SHEET	1 OF 1

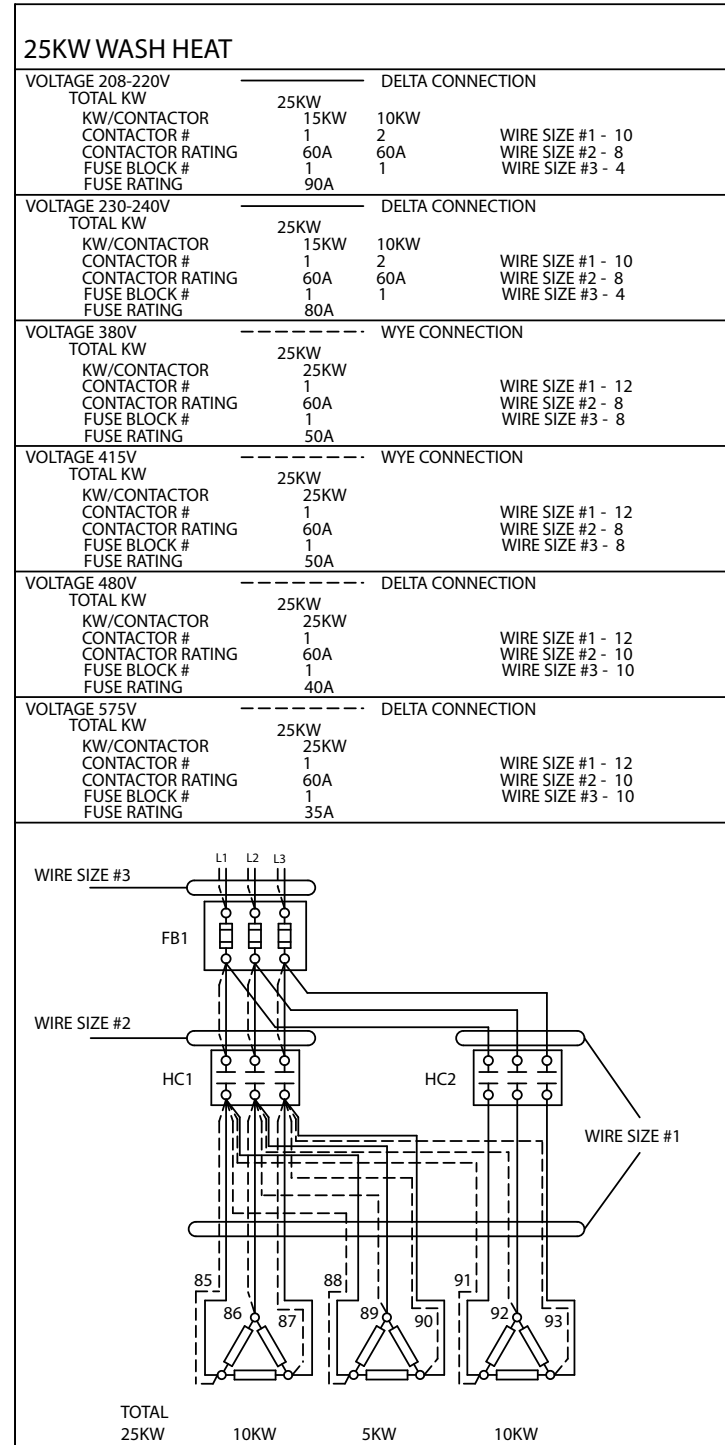
REV.	DESCRIPTION	DATE	BY

REV.	DESCRIPTION	DATE	BY

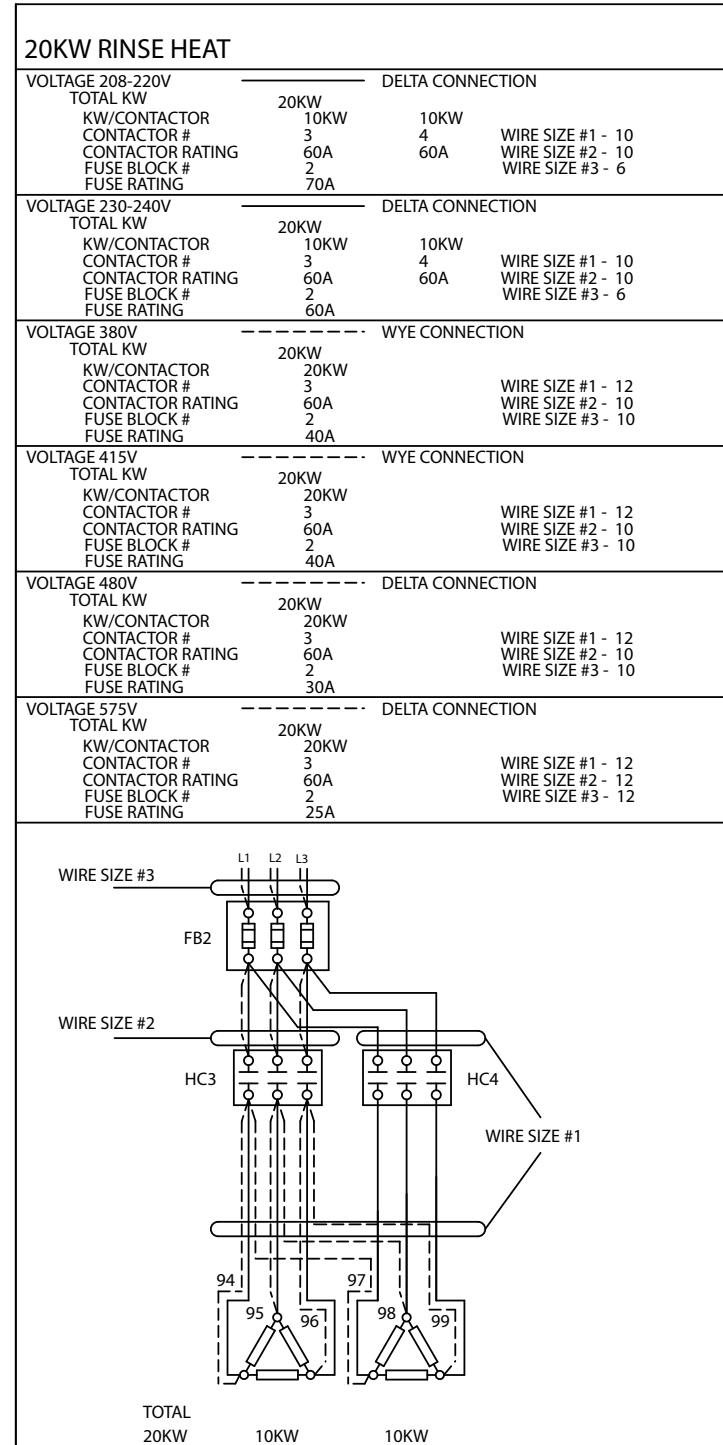
Champion
The Dishwashing Machine Specialists

CH-28E, EUC 28KW BOOSTER

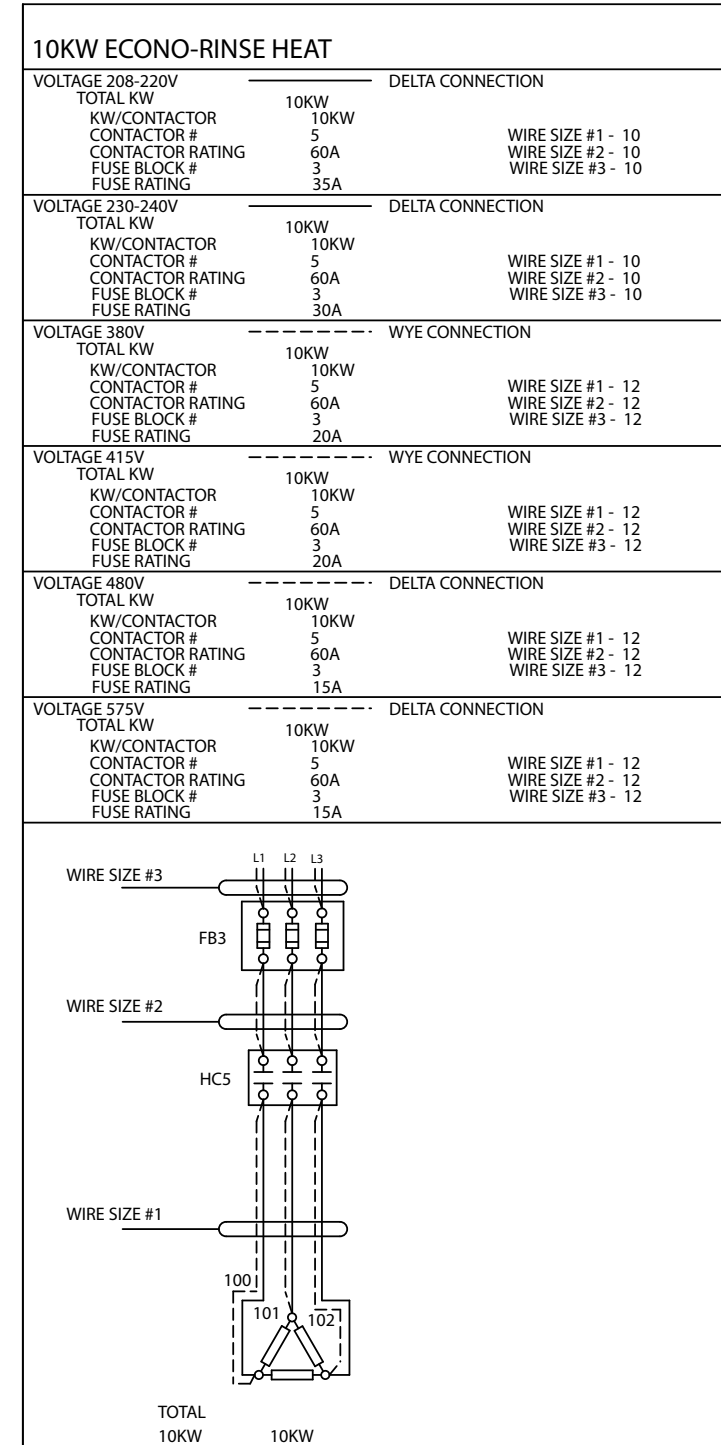
B	702038	REV.
---	--------	------



ON MODELS WITH TWO WASH TANKS SECOND TANK HAS WIRE NUMBERS 85A THRU 93A



ON MODELS WITH TWO RINSE TANKS SECOND TANK HAS WIRE NUMBERS 94A THRU 99A



NOTES:

1. ON MODELS WITH MULTIPLE ELECTRIC CONNECTIONS, MAKE HEATER POWER CONNECTIONS AT THE HEATER FUSE BLOCK.

ER	ECONO RINSE	R	RINSE TANK
FB-	FUSE BLOCK	T	MACHINE TANK
HC-	HEAT CONTACTOR	W	WASH TANK

CUSTOMER TO SUPPLY RATED VOLTAGE/PHASE/HZ, AS SPECIFIED PER ORDER, TO DISCONNECT SWITCH. ALL POWER SUPPLIED TO EACH CONNECTION POINT MUST COMPLY WITH ALL LOCAL ELECTRIC CODES.			
DR. BY	J.MCALLISTER	SCALE	NONE
DATE	11OCT05	SHEET	1 OF 1

REV.	DESCRIPTION	DATE	BY
A	ADDED WYE CONNECTION DETAILS	25AUG10	JAM
B	ADDED INFORMATION FOR MULTIPLE TANKS	12FEB14	JAM

REV.	DESCRIPTION	DATE	BY

Champion
The Dishwashing Machine Specialists

EUCCW8 TANK HEAT WASH/RINSE/ECONO RINSE	
B	701975
REV.	B

**

REVISION HISTORY (Continued from page v.)

Revision Date	Revised Pages	Serial Number Effectivity	Description
----------------------	----------------------	----------------------------------	--------------------
