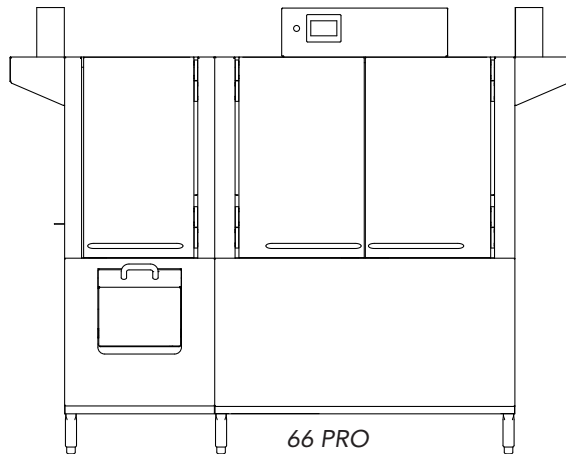
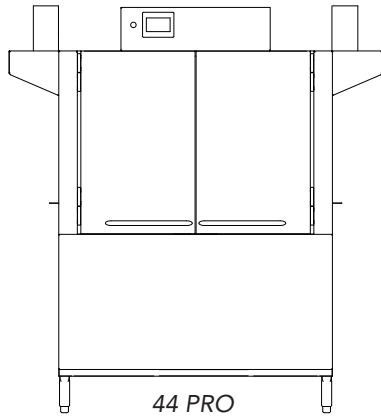


# Champion®

## Service Replacement Parts



### PRO Series

Standard and Ventless Heat Recovery  
Rack Conveyor Dishwashers

#### Models

##### Standard Models

44 PRO	66 PRO
--------	--------

70FF PRO HD
-------------

80HD PRO
----------

##### VHR Models

44 PRO-VHR	66 PRO-VHR
------------	------------



[www.championindustries.com](http://www.championindustries.com)

Issue Date: 3.6.20

**Manual P/N 116115 rev. i**

For machines beginning with S/N RP17011002 and above

3765 Champion Boulevard  
Winston-Salem, NC 27105  
(336) 661-1556 Fax: (336) 661-1660  
Toll-free: 1 (800) 858-4477

2674 N. Service Road, Jordan Station  
Ontario, Canada L0R 1S0  
(905) 562-4195 Fax: (905) 562-4618  
Toll-free: 1(800) 263-5798

Printed in USA



The Spirit of Excellence

For future reference, record your dishwasher information in the box below.

Model Number_____	Serial Number_____
Voltage_____Hertz_____	Phase_____
Champion Service Agent _____	Tel:_____
Champion Parts Distributor _____	Tel:_____

### National Service Department

**In Canada:**

Toll-free: 1 (800) 263-5798  
Tel: (905) 562-4195  
Fax: (905) 562-4618  
email: [service@moyerdiebellimited.com](mailto:service@moyerdiebellimited.com)

**In the USA:**

Toll-free: 1 (800) 858-4477  
Tel: (336) 661-1556  
Fax: (336) 661-1660  
email: [service@championindustries.com](mailto:service@championindustries.com)

**ATTENTION:**

The dishwasher model number, serial number, voltage, hertz and phase are needed to identify your machine. Please have this information on-hand if you call for service assistance.



## Revision History

Specifications are subject to change based on continual product improvement. Equipment owners may request a revised manual, at no charge, by calling 1 (800) 858-4477 in the USA or 1(800) 263-5798 in Canada.

Revision Date	Revised Pages	Serial Number Effectivity	Description
7.20.17	All	RP17011002	Released First Edition
8.10.17	51	All	Added 36" PW pump/motor assembly
	35	All	Added Mechanical DWT device
12.20.17	38-39	All	Added Item 12, P/N 116553, thermistor 6"
2.28.18	3-6	RP17121335	Changed PLC5 to PLC6
10.24.18	38-39	RP18021381	Revised booster tank, and thermistor
	42-43	RP18021381	Revised jam switch assembly
	54-61	RP18071601	Replaced manual drain valves with electric valve
4.8.19	39	RP18021381	Corrected Thermistor P/N 116574 to P/N 116754
7.18.19	55-61	RP19062022	Added Electric Drain Valve P/N 117014 to replace P/N 114471
11.21.19	All	RP19102261	Reviewed manual
12.19.19	52-53	All	Revised Ion water conditioner
	68-69	All	Added pump repair kits
1.17.20	18-19	RP20012421	Updated scrap basket and filler
1.17.20	64-64	RP20012488	Added continual drive clutch assembly
2.10.20	8-11	RP17011002 to S/N RP20012488	Current transformer replaced by new clutch assembly at S/N RP20012488
3.6.20	57	All	Added P/N 116627, 9KW 575V/60/3 center well booster heater element
	65	RP20012488	Updated sensor gap illustration

## Limited Warranty

### LIMITED WARRANTY

Champion Industries Inc. (herein referred to as Champion), 3765 Champion Blvd., Winston-Salem, North Carolina 27105 and 2674 N. Service Road, Jordan Station, Canada, L0R 1S0, warrants machines, and parts, as set out below.

**Warranty of Machines:** Champion warrants all new machines of its manufacture bearing the name "Champion" and installed within the United States and Canada to be free from defects in material and workmanship for a period of one (1) year after the date of installation or fifteen (15) months after the date of shipment by Champion, whichever occurs first. [See below for special provisions relating to glasswashers.] Warranty registration must be returned to Champion within ten (10) days after installation either online on the Champion Industries website (<http://www.championindustries.com/register>) in the USA or <http://www.championindustries.com/canada/register> in Canada or by fax on the form provided at the front of this manual. If warranty registration is not returned to Champion within such period, the warranty will expire after one year from the date of shipment. Champion will not assume any responsibility for extra costs for installation in any area where there are jurisdictional problems with local trades or unions. If a defect in workmanship or material is found to exist within the warranty period, Champion, at its election, will either repair or replace the defective machine or accept return of the machine for full credit; provided; however, as to glasswashers, Champion's obligation with respect to labor associated with any repairs shall end (a) 120 days after shipment, or (b) 90 days after installation, whichever occurs first. In the event that Champion elects to repair, the labor and work to be performed in connection with the warranty shall be done during regular working hours by a Champion authorized service technician. Defective parts become the property of Champion. Use of replacement parts not authorized by Champion will relieve Champion of all further liability in connection with its warranty. In no event will Champion's warranty obligation exceed Champion's charge for the machine. The following are not covered by Champion's warranty:

- a. Lighting of gas pilots or burners.
- b. Cleaning of gas lines.
- c. Replacement of fuses or resetting of overload breakers.
- d. Adjustment of thermostats.
- e. Adjustment of clutches.
- f. Opening or closing of utility supply valves or switching of electrical supply current.
- g. Cleaning of valves, strainers, screens, nozzles, or spray pipes.
- h. Performance of regular maintenance and cleaning as outlined in operator's guide.
- i. Damages resulting from water conditions, accidents, alterations, improper use, abuse, tampering, improper installation, or failure to follow maintenance and operation procedures.
- j. Wear on Pulper cutter blocks, pulse vanes, and auger brush.

*Examples of the defects not covered by warranty include, but are not limited to:* (1) Damage to the exterior or interior finish as a result of the above, (2) Use with utility service other than that designated on the rating plate, (3) Improper connection to utility service, (4) Inadequate or excessive water pressure, (5) Corrosion from chemicals dispensed in excess of recommended concentrations, (6) Failure of electrical components due to connection of chemical dispensing equipment installed by others, (7) Leaks or damage resulting from such leaks caused by the installer, including those at machine table connections or by connection of chemical dispensing equipment installed by others, (8) Failure to comply with local building codes, (9) Damage caused by labor dispute.

**Warranty of Parts:** Champion warrants all new machine parts produced or authorized by Champion to be free from defects in material and workmanship for a period of 90 days from date of invoice. If any defect in material and workmanship is found to exist within the warranty period Champion will replace the defective part without charge.

**DISCLAIMER OF WARRANTIES AND LIMITATIONS OF LIABILITY. CHAMPION'S WARRANTY IS ONLY TO THE EXTENT REFLECTED ABOVE. CHAMPION MAKES NO OTHER WARRANTIES, EXPRESS OR IMPLIED, INCLUDING, BUT NOT LIMITED, TO ANY WARRANTY OF MERCHANTABILITY, OR FITNESS OF PURPOSE. CHAMPION SHALL NOT BE LIABLE FOR INCIDENTAL OR CONSEQUENTIAL DAMAGES. THE REMEDIES SET OUT ABOVE ARE THE EXCLUSIVE REMEDIES FOR ANY DEFECTS FOUND TO EXIST IN CHAMPION DISHWASHING MACHINES AND CHAMPION PARTS, AND ALL OTHER REMEDIES ARE EXCLUDED, INCLUDING ANY LIABILITY FOR INCIDENTALS OR CONSEQUENTIAL DAMAGES.**

Champion does not authorize any other person, including persons who deal in Champion dishwashing machines to change this warranty or create any other obligation in connection with Champion Dishwashing Machines.

# Table of Contents

## PRO Series - Rack Conveyor Dishwashers

Revision History.....	i
Limited Warranty.....	ii

## Service Replacement Parts

IDEC Standard Control Cabinet - From S/N RP17011002 to RP19102261 .....	2
IDEC VHR Control Cabinet - From S/N RP17011002 to RP19102261.....	4
Control Cabinet - From S/N RP17011002 to RP19102261 .....	6
SCHNEIDER Standard Control Cabinet - Beginning with S/N RP19102261 .....	8
SCHNEIDER VHR Control Cabinet - Beginning with S/N RP19102261 .....	10
Lower Junction Box - Beginning with S/N RP19102261 .....	12
Prewash Panels and Curtains .....	14
Single Tank Panels and Curtains .....	16
Tank Scrap Screens.....	18
Float Switch, Thermostats, SSR.....	20
Wash Arms .....	22
Final Rinse Arms.....	24
Standard Final Rinse Supply.....	26
VHR Final Rinse Supply .....	28
Standard Fill Piping with Booster - Prior to S/N RP19102261 .....	30
Standard Fill Piping with Booster - Beginning with S/N RP19102261 .....	32
Fill Piping - VHR Prewash with Booster.....	34
VHR Hoses.....	36
Standard Fill Piping without Booster - Beginning with S/N RP19102261 .....	38
Standard Fill Piping without Booster - Prior to S/N RP19102261.....	40
Fill Piping without Booster - Beginning with S/N RP19102261 .....	42
VHR Heat Pump Cold Water Supply - Prior to S/N RP19102261 .....	44
VHR Heat Pump Cold Water Supply w/ Pressure Switch Begin with S/N RP19102261 .....	46
VHR Heat Pump with Pressure Gauge and Valve - Prior to S/N RP19102261 .....	48
VHR Heat Pump Modulating Valve Piping - Begin S/N RP19102261 .....	50
Drain Water Tempering Valve and ION Water Treatment .....	52

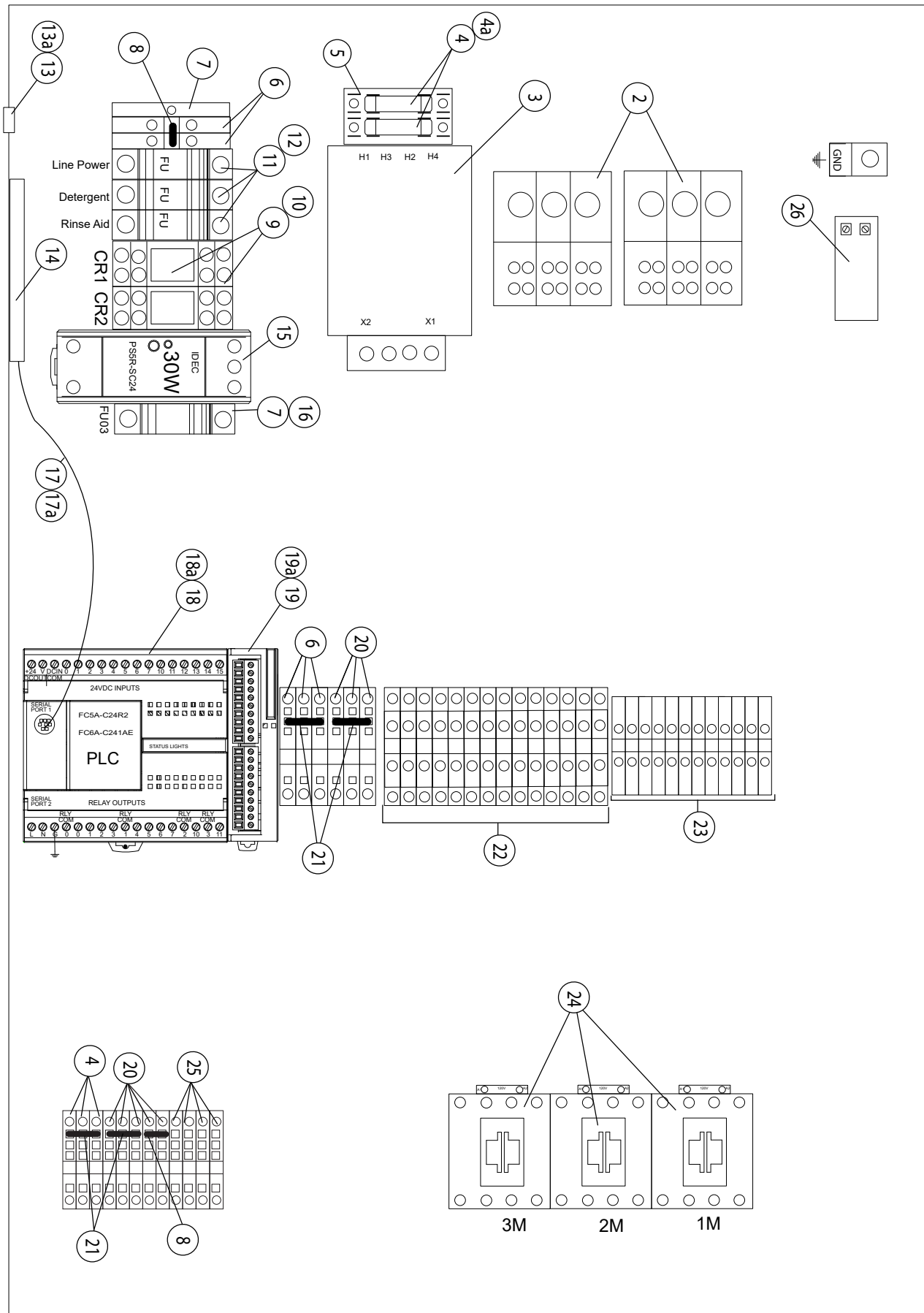
continued on next page

## Table of Contents (continued)

Electric Wash Tank Heat.....	54
Electric Booster .....	56
Drive Motor and Jam Switch - Prior to S/N RP19021856 .....	58
Conveyor Continual Drive Arm - Prior to S/N RP19021856 .....	60
Continual Drive Assembly - Begin with S/N RP19021856 .....	62
Continual Drive Assembly - Begin with S/N RP20012421 .....	64
Pawl Bar and Tracks - Prior to S/N RP19021856.....	66
Pawl Bar and Tracks - Begin with S/N RP19021856.....	68
Wash/Prewash Pump and Motor.....	70
Pump Installations .....	72
VHR Recirculation Pump Install .....	74
44 PRO without Prewash Drain Assembly .....	76
44 PRO with Prewash Drain Assembly - RL.....	78
44 PRO with Prewash Drain Assembly - LR.....	80
22" Prewash Drain Assembly .....	82
Wash Steam Coil .....	84
K2 Steam Booster - Prior to S/N RP18101727.....	86
1200 Thrush Steam Booster - Begin with S/N RP18101727 .....	90
VHR Heat Pump Assembly.....	92
VHR Quick Connect Box - Begin S/N RP18121772 .....	94
22" Prewash Door .....	96
36" Prewash Door .....	98
Wash Doors .....	100
Heat Recovery Unit Coil.....	102
Heat Recovery Unit Standard Hood Vent Cowl .....	104
Heat Recovery Unit High Hood Vent Cowl .....	106
Heat Recovery Unit Fill Piping .....	108
Standard Vent Cowls/Splash Shields.....	110
Dish Racks .....	112

***This Page  
Intentionally  
Left Blank***

IDEC® Standard Control Cabinet - From S/N RP17011002 to S/N RP19102261

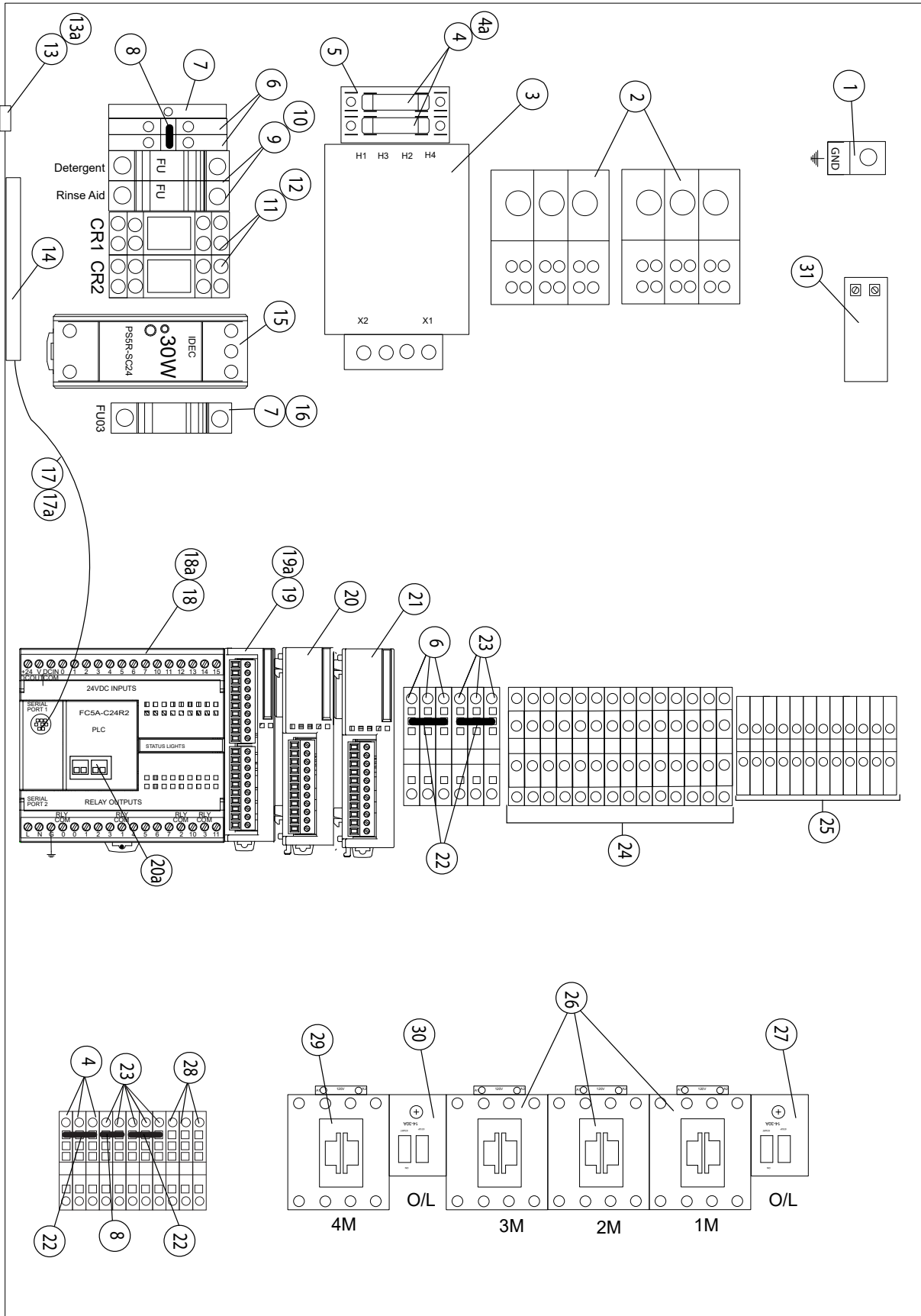




IDEC® Standard Control Cabinet - From S/N RP17011002 to S/N RP19102261

Item No.	Part No.	Description	Qty.
1	103310	LUG, GROUND	1
2	111833	BLOCK, TERMINAL	2
3	109064	TRANSFORMER, 250VA	1
4	112482	FUSE, 3.5A, 208-240V/60/ 1 & 3	2
4a	112484	FUSE, 1.5A 460-480V, 380-415V, 575V	2
5	112424	BLOCK, FUSE KIT	1
6	114514	TERMINAL, SINGLE ST 2.5 WHITE	7
7	114519	BLOCK, END E/NS 35 N	1
8	114523	BRIDGE, 2-POLE	2
9	111153	BLOCK, FUSE	3
10	116213	FUSE, LPCC 0.5A	3
11	111068	RELAY, 2PDT 120VAC (Obsolete beginning with S/N RP1712325)	3
12	111036	SOCKET, RELAY (Obsolete beginning with S/N RP1712325)	3
13	115019	GREEN PUSHBUTTON SILVER RING (S/N RP17011002 to RP17121325)	1
13a	115616	GREEN PUSHBUTTON BLACK RING (S/N RP1712325 to RP19102261)	1
14	116509	HMI, IDEC 4.3" TFT DISPLAY	1
15	115607	POWER SUPPLY, 24VDC, 30W	1
16	112901	FUSE, LPCC 1.0A	1
17	116507	CABLE, HMI TO PLC FC5A (Prior to S/N RP17121325)	1
17a	116811	CABLE, HMI TO PLC FC6A (From S/N RP17121325 TO RP19102261)	1
18	115603	PLC, IDEC FC5A (Prior to S/N RP17121325)	1
18a	116713	PLC, IDEC FC6A (S/N RP17121325 to RP19102261)	1
19	115608	MODULE, INPUT, 8 CHANNEL, THERMISTOR (Prior to S/N RP17121325)	1
19a	116714	MODULE, INPUT, 8 CHANNEL, THERMISTOR (From S/N RP17121325 to RP19102261)	1
20	114520	TERMINAL, SINGLE, MZB 1.5 NS35	6
21	114524	BRIDGE, 3-POLE FBS 3-5	4
22	114517	TERMINAL, DOUBLE STTB 2.5	12
23	114512	TERMINAL, SINGLE, ST 2.5 GRAY	16
24	108122	CONTACTOR, 120VAC COIL	3
25	114515	TERMINAL, SINGLE GROUND, ST 2.5 PE, GREEN	4
26	116802	CURRENT TRANSFORMER, (From S/N RP17011002 to S/N RP20012488)	1

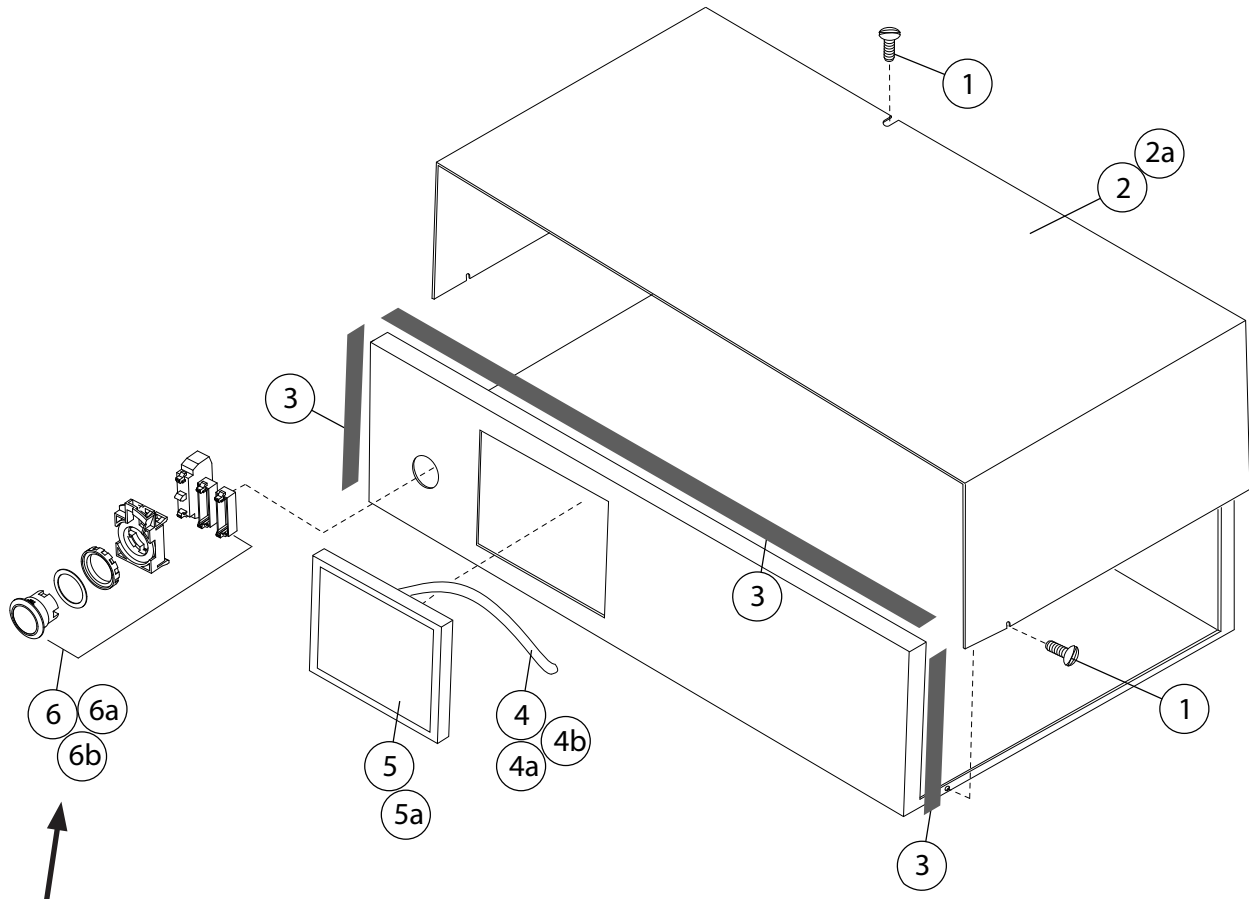
IDEC® VHR Control Cabinet - From S/N RP17011002 to S/N RP19102261



IDEC® VHR Control Cabinet - From S/N RP17011002 to S/N RP19102261

Item No.	Part No.	Description	Qty.
1	103310	LUG, GROUND	1
2	111833	BLOCK, TERMINAL 2	
3	109064	TRANSFORMER, 250VA	1
4	112482	FUSE, 3.5A, 208-240V/60/ 1 & 3	2
4a	112484	FUSE, 1.5A 460-480V, 380-415V, 575V	2
5	112424	BLOCK, FUSE KIT 1	
6	114514	TERMINAL, SINGLE ST 2.5 WHITE	7
7	114519	BLOCK, END E/NS 35 N	1
8	114523	BRIDGE, 2-POLE 2	
9	111153	BLOCK, FUSE	3
10	116213	FUSE, LPCC 0.5A 2	
11	111068	RELAY, 2PDT 120VAC	2
12	111036	SOCKET, RELAY	2
13	115019	PUSHBUTTON, GREEN (See next page for photo identification)	1
13a	115616	PUSHBUTTON, GREEN (See next page for photo Identification)	1
14	116509	HMI, IDEC 4.3" TFT DISPLAY	1
15	115607	POWER SUPPLY, 24VDC, 30W	1
16	112901	FUSE, LPCC 1.0A 1	
17	116507	CABLE, HMI TO PLC FC5A (Prior to S/N RP17121325)	1
17a	116811	CABLE, HMI TO PLC FC6A (From S/N RP17121325 TO RP19102261)	1
18	115603	PLC, IDEC FC5A (Prior to S/N RP17121325)	1
18a	116713	PLC, IDEC FC6A (From S/N RP17121325 to RP19102261)	1
19	115608	MODULE, INPUT, 8 CHANNEL, THERMISTOR (Prior to S/N RP17121325)	1
19a	116714	MODULE, INPUT, 8 CHANNEL, THERMISTOR From S/N RP17121325 to RP19102261)	1
20	116556	MODULE, OUT, 2 CHANNEL, (From S/N RP19102656 to RP19102261)	1
20a	116715	MODULE, OUT, ANAL, FC6A (Begin RP19102261)	1
21	115605	MODULE, OUTPUT 8-POINT RELAY (Prior to S/N RP17121325)	1
21a	116716	MODULE, OUT, 8-PT RELAY (From S/N RP17121325 to RP19102261)	1
22	114524	BRIDGE, 3-POLE FBS 3-5	4
23	114520	TERMINAL, SINGLE, MZB 1.5 NS35	6
24	114517	TERMINAL, DOUBLE STTB 2.5	12
25	114512	TERMINAL, SINGLE, ST 2.5 GRAY	16
26	108122	CONTACTOR, 120VAC COIL	3
27	116636	OVERLOAD, 0.63-1.0A, GV2ME05	1
28	114515	TERMINAL, SINGLE GROUND, ST 2.5 PE, GREEN	3
29	116634	CONTACTOR, LC1D32G7, 120VAC COIL	1
30	116636	OVERLOAD, 24-32A GV2ME32	1
31	116802	CURRENT TRANSFORMER, DWYER	1

Control Cabinet - From S/N RP17011002 to S/N RP19102260



		
Item 6: P/N 115019	Item 6a: P/N 115616	Item 6b: P/N 116852

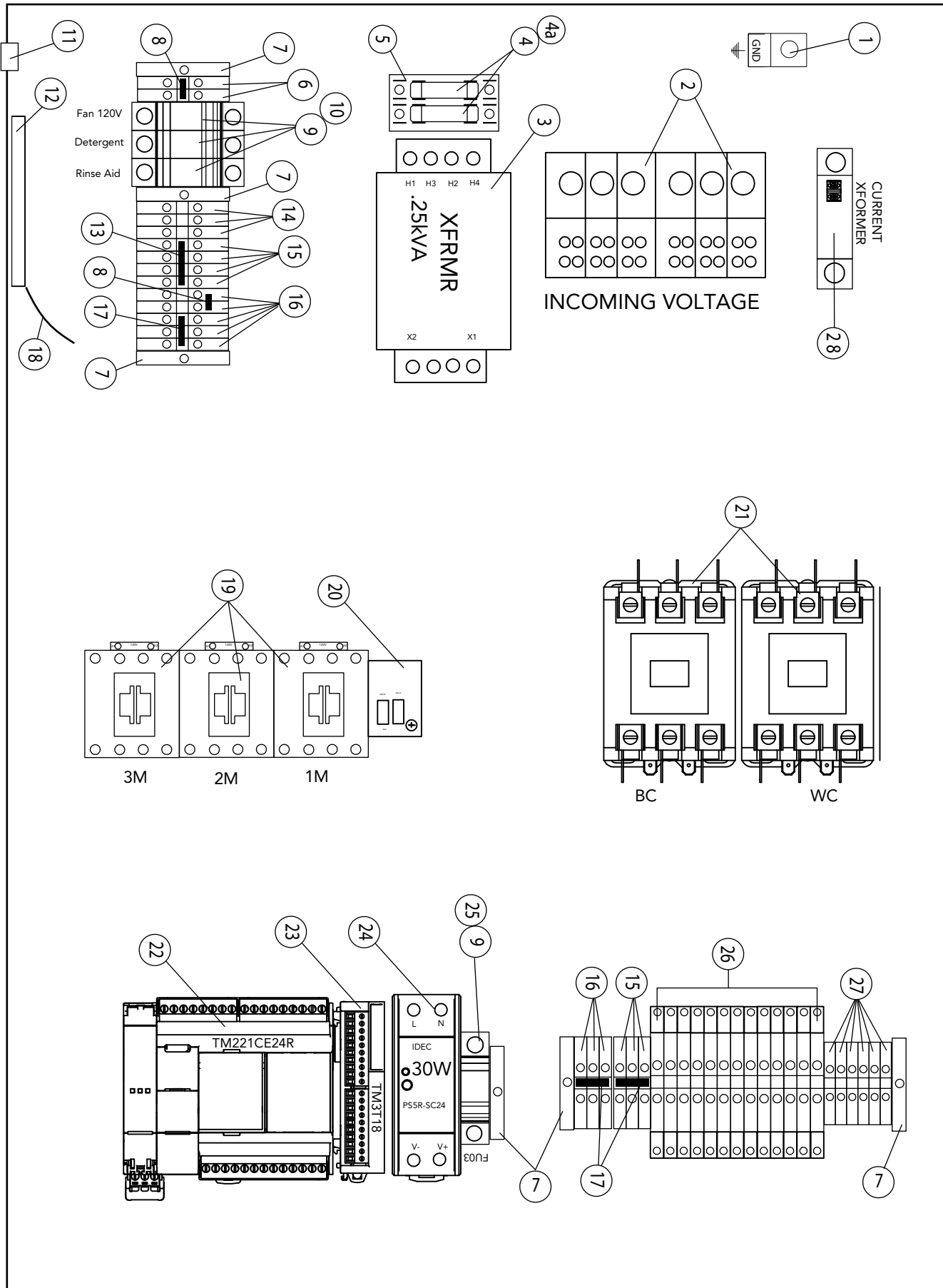
\* Refer to the photos above to identify the correct switch before ordering.

**Control Cabinet - From S/N RP17011002 to S/N RP19102260**

<b>Item No.</b>	<b>Part No.</b>	<b>Description</b>	<b>Qty.</b>
1	100007	SCREW, 10-32 X 3/8" TRUSS HEAD	3
2	337487	COVER, CABINET, (Prior to S/N 19102261)	1
2a	339542	COVER, CABINET (Begin with S/N 19102261)	1
3	107431	GASKET, STEAM 3 FT.	
4	116507	CABLE, HMI TO PLC FC5A (Prior to S/N RP17121325)	1
4a	116811	CABLE, HMI TO PLC FC6A (From S/N RP17121325 TO RP19102261)	1
4b	116119	CABLE, HMI TO PLC Schneider (Begin with S/N RP19102261)	
5	116509	HMI, IDEC 4.3" TFT DISPLAY (From S/N RP17121325 TO RP19102261)	1
5a	116889	HMI, IDEC 4.3" TFT DISPLAY, Schneider (Begin with S/N RP19102261)	
6*	115019	PUSHBUTTON, GREEN, (Silver ring-no power symbol)	1
6a*	115616	PUSHBUTTON, GREEN, (Black ring-no power symbol)	1
6b*	116852	PUSHBUTTON, GREEN (Silver ring-with power symbol)	1

\* Refer to the photos on the previous page to identify the correct switch before ordering.

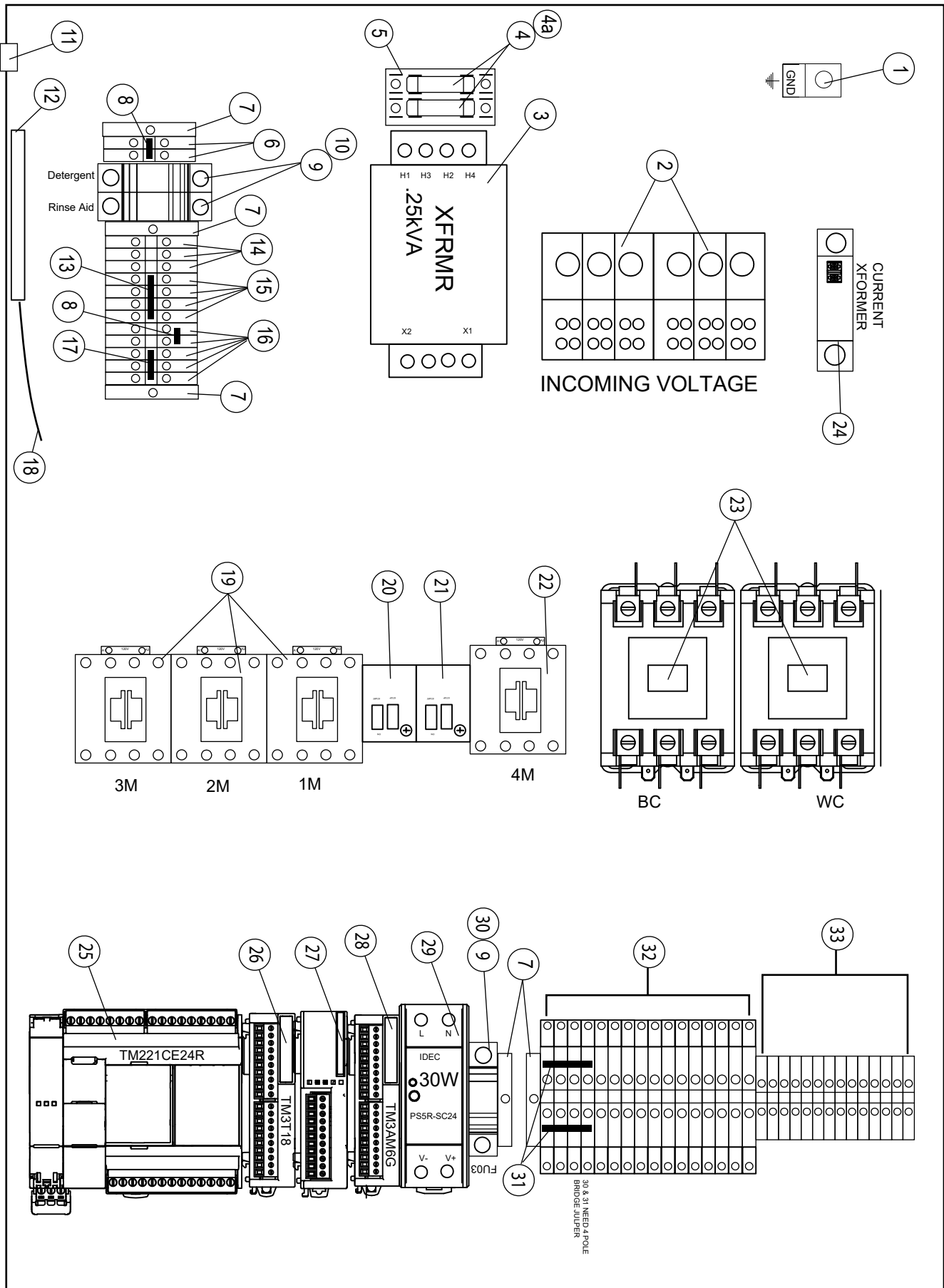
SCHNEIDER® Standard Control Cabinet - Beginning with S/N 19102261 and above



SCHNEIDER® Standard Control Cabinet - Beginning with S/N 19102261 and above

Item No.	Part No.	Description	Qty.
1	103310	LUG, GROUND	1
2	111833	INPUT TERMINAL BLOCK, 175A, 3-POLE	2
3	109064	TRANSFORMER, 250VA	1
4	112482	FUSE, 3.5A, 208-240V/60/ 1 & 3	2
4a	112484	FUSE, 1.5A 460-480V, 380-415V, 575V	2
5	112424	BLOCK, FUSE KIT	1
6	114514	TERMINAL, SINGLE ST 2.5 WHITE	5
7	114519	BLOCK, END E/NS 35 N	5
8	114523	BRIDGE, 2-POLE	2
9	111153	BLOCK, FUSE	4
10	116213	FUSE, LPCC 0.5A	3
11	116852	PUSHBUTTON, GREEN	1
12	116889	HMI, PRO FACE PFXGP4114T2D, SCHNEIDER	1
13	114823	BRIDGE, 4-POLE	1
14	114515	TERMINAL, SINGLE GROUND, ST 2.5 PE, GREEN	3
15	114514	TERMINAL, SINGLE, ST 2.5 WHITE	7
16	114512	TERMINAL, SINGLE, ST 2.5 GRAY	8
17	114524	BRIDGE, 3-POLE	4
18	116919	CABLE, NETWORK, PLC TO HMI, SCHNEIDER	1
19	108122	CONTACTOR, 120VAC COIL	4
20	111624	STARTER, MOTOR, 0.63-1.0A	1
21	116166	CONTACTOR, 60FLA, 3-POLE, 120VAC COIL	2
22	116888	PLC, TTM221CE24R. SCHNEIDER	1
23	116891	MODULE, THERMISTOR, TM3T18	1
24	115607	POWER SUPPLY, 24VDC, 30W	1
25	112901	FUSE, LPCC 1.0A	1
26	114517	TERMINAL, DOUBLE STTB 2.5	13
27	114520	TERMINAL, SINGLE, MZB 1.5 NS35	6
28	116802	CURRENT TRANSFORMER (From S/N RP17011002 to S/N RP20012488)	1

SCHNEIDER® VHR Control Cabinet - Beginning with S/N 19102261 and above







SCHNEIDER® VHR Control Cabinet - Beginning with S/N 19102261 and above

Item No.	Part No.	Description	Qty.
1	103310	LUG, GROUND	1
2	111833	INPUT TERMINAL BLOCK, 175A, 3-POLE	2
3	109064	TRANSFORMER, 250VA	1
4	112482	FUSE, 3.5A, 208-240V/60/ 1 & 3	2
4a	112484	FUSE, 1.5A 460-480V, 380-415V, 575V	2
5	112424	BLOCK, FUSE KIT	1
6	114514	TERMINAL, SINGLE ST 2.5 WHITE	5
7	114519	BLOCK, END E/NS 35 N	5
8	114523	BRIDGE, 2-POLE	2
9	111153	BLOCK, FUSE	3
10	116213	FUSE, LPCC 0.5A	3
11	116852	PUSHBUTTON, GREEN	1
12	116889	HMI, PRO FACE PFXGP4114T2D, SCHNEIDER	1
13	114823	BRIDGE, 4-POLE	1
14	114515	TERMINAL, SINGLE GROUND, ST 2.5 PE, GREEN	3
15	114514	TERMINAL, SINGLE, ST 2.5 WHITE	7
16	114512	TERMINAL, SINGLE, ST 2.5 GRAY	8
17	114524	BRIDGE, 3-POLE	4
18	116919	CABLE, NETWORK, PLC TO HMI, SCHNEIDER	1
19	108122	CONTACTOR, LC1D12, 120VAC COIL	3
20	111624	OVERLOAD, STARTER, MOTOR, 0.63-1.0A	1
21	116636	OVERLOAD, STARTER, MOTOR, 24-32A	1
22	116634	CONTACTOR, LC1D32G7, 120VAC COIL	1
23	116166	CONTACTOR, 60FLA, 3-POLE, 120VAC COIL	2
24	116802	CURRENT TRANSFORMER (From S/N 19102261to S/N RP20012488)	1
25	116888	PLC, TTM221CE24R. SCHNEIDER	1
26	116891	MODULE, THERMISTOR, TM3T18	1
27	116934	MODULE, 8-POINT OUTPUT RELAY	1
28	116961	MODULE, ANALOG I/O	1
29	115607	POWER SUPPLY, 24VDC, 30W	1
30	112901	FUSE, LPCC 1.0A	1
31	114823	BRIDGE, 4-POLE	2
32	114517	TERMINAL, DOUBLE STTB 2.5	16
33	114520	TERMINAL, SINGLE, MZB 1.5 NS35	14
28	116802	CURRENT TRANSFORMER, DWYER	1

Lower Junction Box - Beginning with S/N 19102261 and above



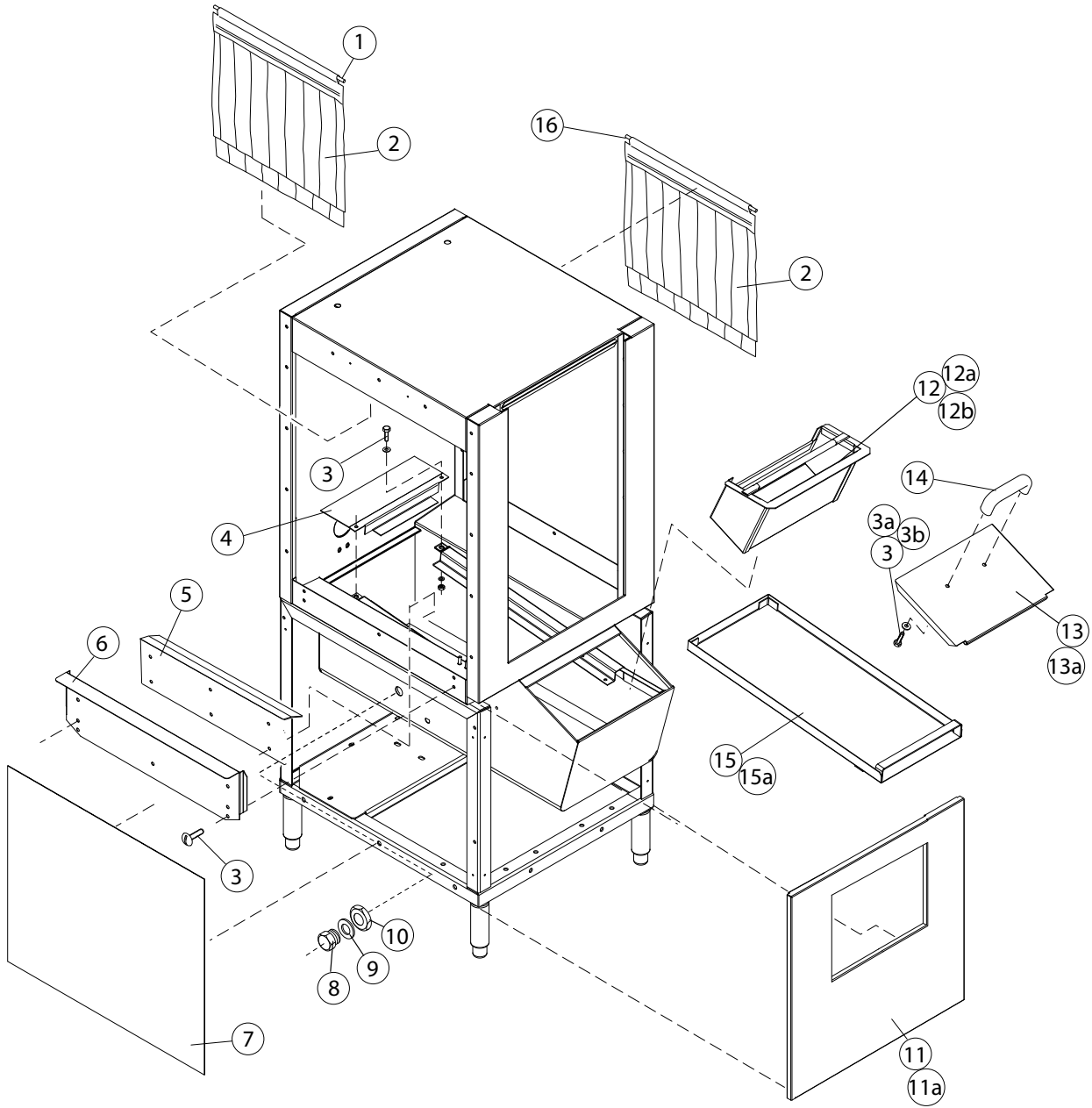
Lower Junction Box - Beginning with S/N 19102261 and above

Item No.	Part No.	Description	Qty.
1	114519	END BLOCK, E/NS 35N	2
2	114513	TERMNAL, SINGLE ST 2.5 BU (BLUE)	9
3	114524	BRIDGE, 3 POLE FBS 3-5	1
4	114512	TERMINAL, SINGLE ST 2.5 (GRAY)	12
5	114514	TERMINAL, SINGLE ST 2.5 WH, (WHITE)	3
6	114522	BRIDGE, 10 POLE FBS 10-5	1
7	114518	END COVER, DOUBLE TERMINAL D-STTB 2.5	1
8	114517	TERMINAL, DOUBLE STTB 2.5	11
9	114520	TERMINAL SINGLE MZB 1.5 NS35	4
10	114435	THERMISTOR, 10k $\Omega$ , 36" LEAD	1
11	0512299	ADAPTER	1
12	113291	FLOAT SWITCH, DUAL	1
12a	104882	WASHER, FLAT 1/2" SST	2
12b	107589	WASHER, LOCK 1/2" SST	1
12c	104584	NUT, PLAIN 1/2-13	1
12d	110750	GASKET, FLOAT SWITCH (NOT SHOWN)	1
13	110561	THERMOSTAT, FIXED HIGH LIMIT	1
13a	115489	O-RING	1
13b	100547	LOCKNUT, 1/2" NPT SST	1
14	115648	RELAY, SOLID STATE, SSR (Prior to S/N 19102261)	4
---	337582	COVER, JUNCTION BOX (Not shown)	1

NOTE:

TERMINAL BLOCK QUANTITIES MAY VARY DEPENDING ON MACHINE OPTIONS.

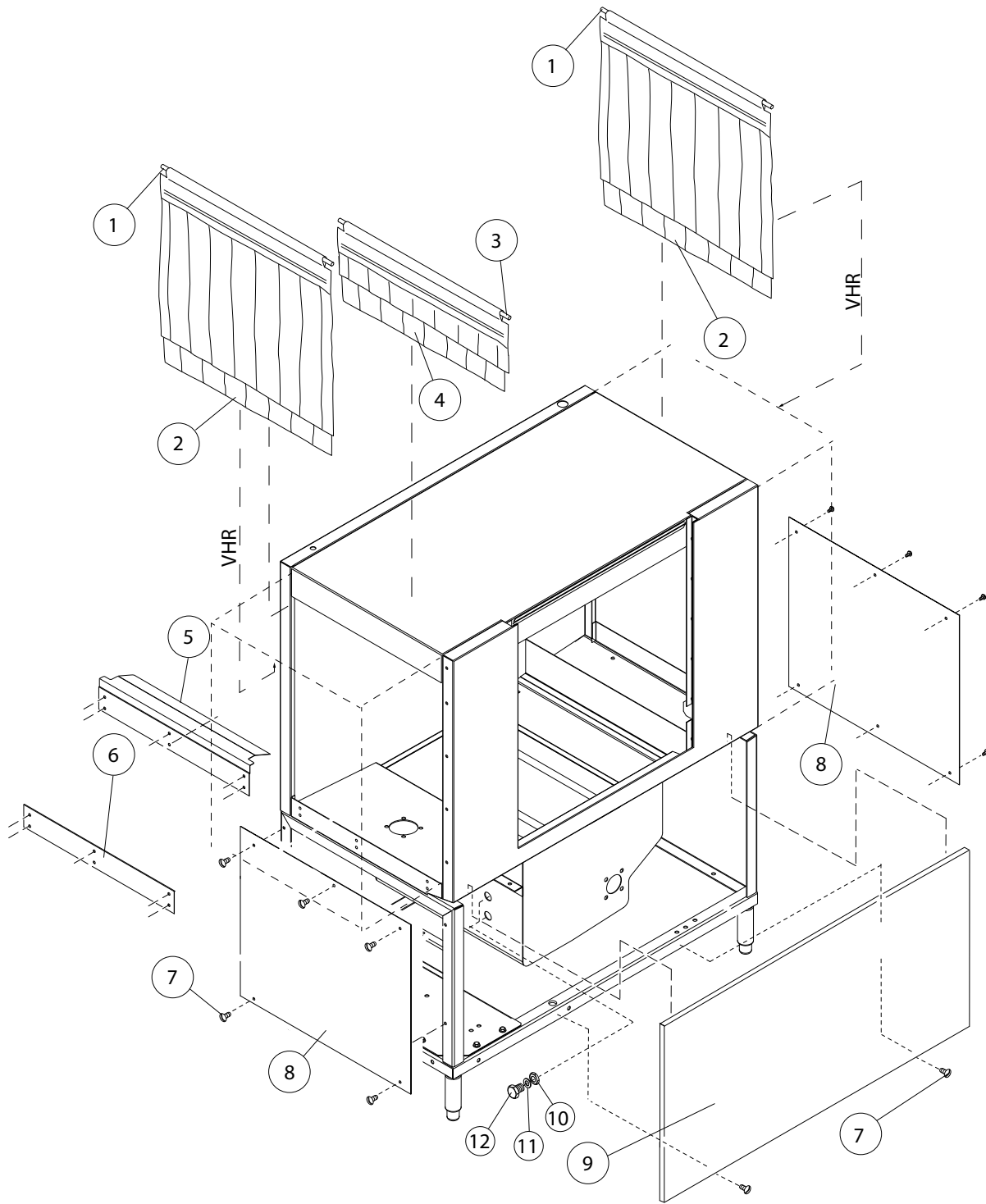
# Prewash Panels and Curtains



(L-R Direction Shown)

Item No.	Part No.	Description	Qty.
1	108250	ROD CURTAIN 5/16 X 24-5/8"	1
2	113720	CURTAIN 24 X 20-1/4"	2
3	100735	BOLT, 1/4-20 X 5/8" HEX HEAD	8
3a	106482	WASHER, LOCK, 1/4" SPLIT	2
3b	106026	WASHER, 1/4" X 5/8"	2
4	328006	SUPPORT, 22" PW REAR SCREEN	1
5	329927	BAFFLE, TABLE FLANGE	1
6	328030	TABLE FLANGE SUPPORT	1
7	337085	PANEL, 25" END STANDARD	1
8	108418	PLUG, 1/2"	2
9	109034	GASKET	2
10	108417	NUT	2
11	337213	PANEL ASSY. FRONT PERIMETER 22" PW	1
11a	334756	PANEL ASSY. FRONT PERIMETER 26" PW	1
11b	337870	PANEL ASSY. FRONT PERIMETER 36" PW	1
12	328959	BASKET, REFUSE 22"	1
12a	329492	BASKET, REFUSE 26"	1
12b	328967	BASKET, REFUSE 36"	1
13	335332	COVER, REFUSE BASKET 22" PW	1
13a	335333	COVER, REFUSE BASKET 36" PW	1
14	108966	HANDLE, DOOR	1
15	328958	SCREEN, SCRAP, 22"	1
15a	328960	SCREEN, SCRAP 36" PW	2
16	114012	ROD, CURTAIN 5/16" X 23.63"	1
---	901090	KIT, 22PW REFUSE BASKET COVER KIT (Includes Items 3, 3a, 3b, 13, 14)	1
---	901091	KIT, 36PW REFUSE BASKET COVER KIT (Includes Items 3, 3a, 3b, 13A, 14)	1

# Single Tank Panels and Curtains



(R-L Direction Shown)

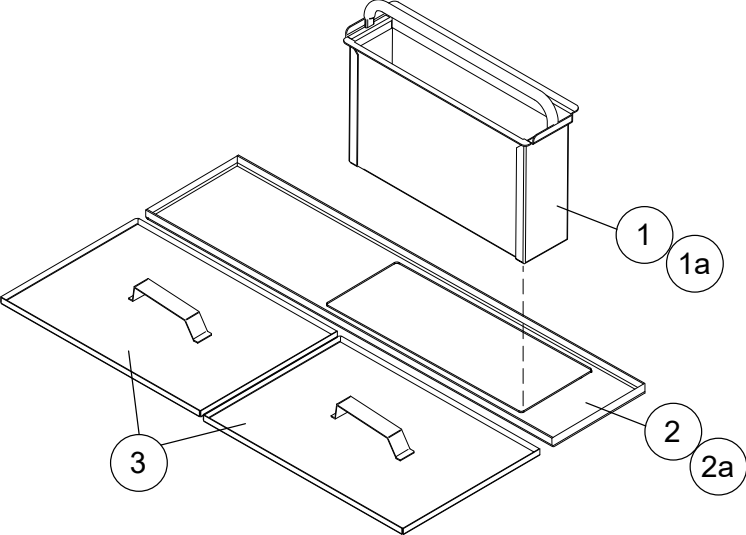
Single Tank Panels and Curtains

Item No.	Part No.	Description	Qty.
1*	108250	ROD, CURTAIN 5/16" X 24-5/8"(LONG)	2
2*	113720	CURTAIN 24" X 20-1/4" (LONG CURTAIN)	2
3	114012	ROD, CURTAIN, 5/16" X 23-1/2"(SHORT)	1
4	109723	CURTAIN 24" X 6 -1/4" (RINSE CURTAIN)	1
5	329927	BAFFLE, FLANGE WITH CUTOUT	1
6	328451	FLANGE, TABLE	2
7	100073	SCREW, 1/4-20 X 1/2" TRUSS HEAD	13
8	337085	PANEL, 25" END STANDARD	2
9	337084	PANEL, FRONT	1
10	108417	NUT, 1/2" NPT	4
11	109034	GASKET	4
12	108418	PLUG, 1/2" NPT	4
---	113944	NUT, 3/4" NPT (NOT SHOWN)	3
---	108620	GASKET (NOT SHOWN)	3
---	113943	PLUG, 3/4" NPT (NOT SHOWN)	3

\* STANDARD = 2 LONG CURTAINS

\* VHR = 4 LONG CURTAINS

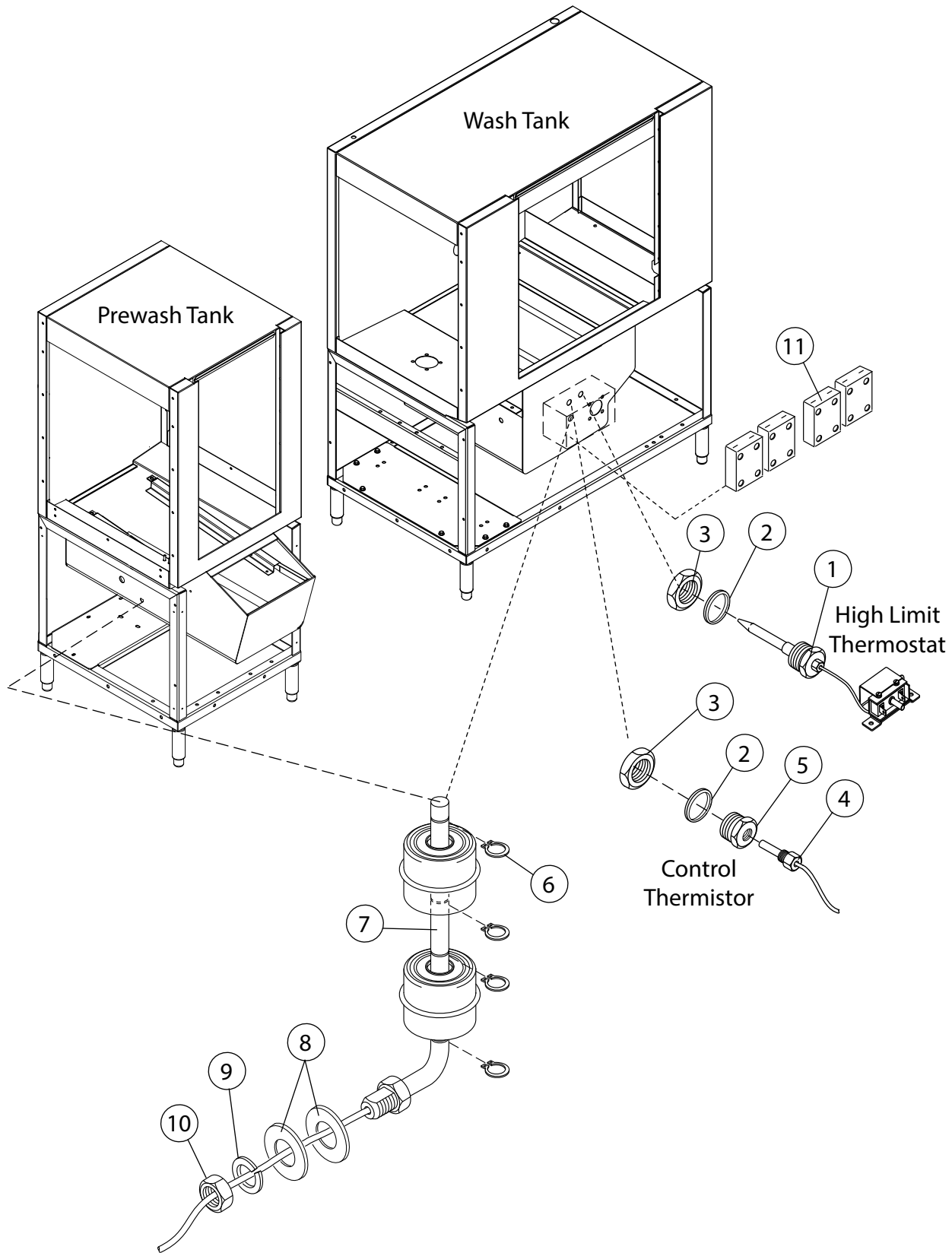
Tank Scrap Screens





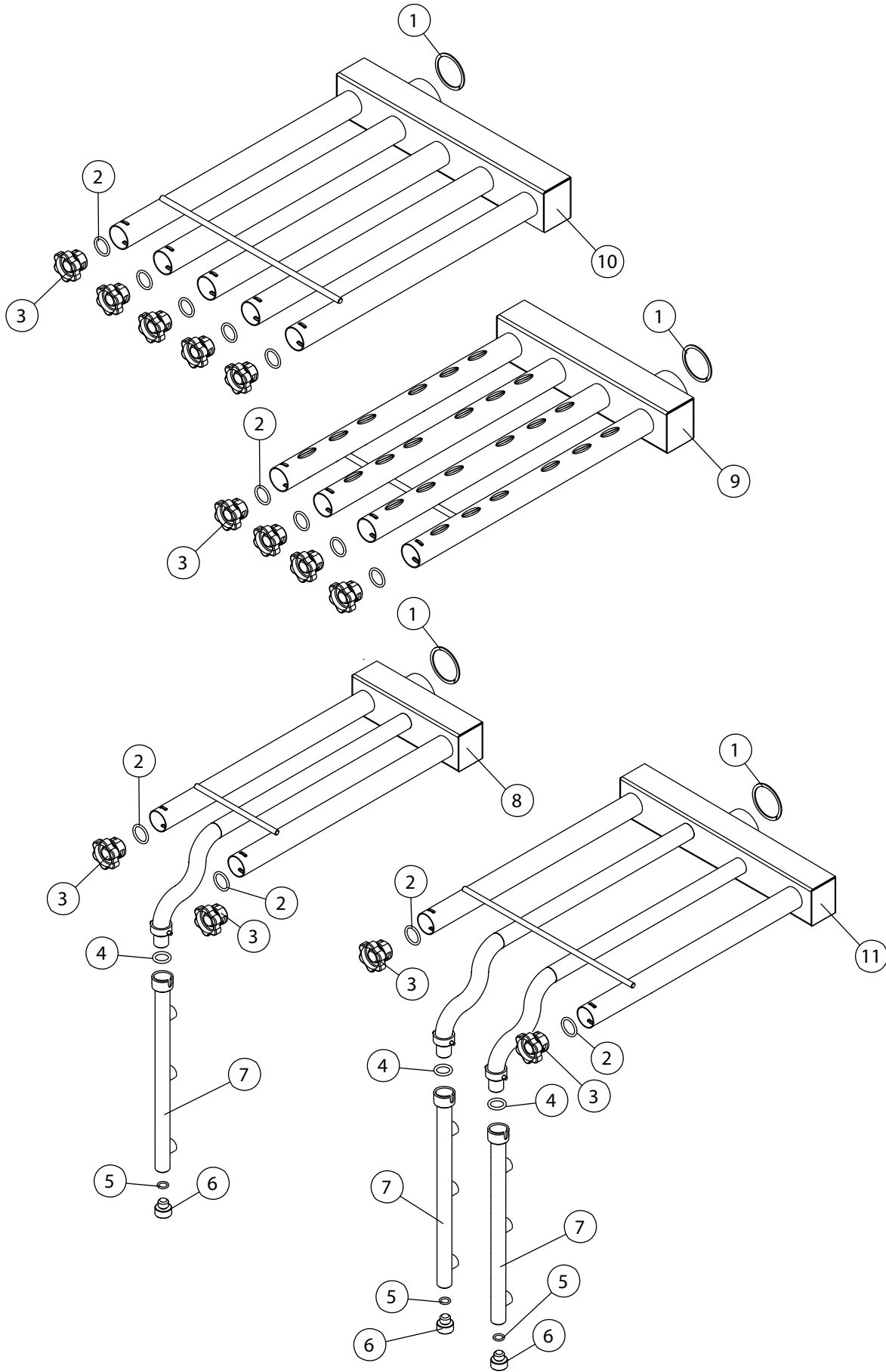
Item No.	Part No.	Description	Qty.
1	337560	SCRAP, BASKET (DEEP) (Prior to S/N RP20012515)	1
1a	338148	SCRAP, BASKET (SHALLOW) (Begin with S/N RP20012515)	1
2	337556	FILLER, SCRAP BASKET (Prior to S/N RP20012515)	1
2a	338149	FILLER, SCRAP BASKET (Begin with S/N RP20012515)	1
3	337205	SCREEN, SCRAP (SHALLOW) (Begin with S/N RP20012515)	2

# Float Switch, Thermostats, SSR



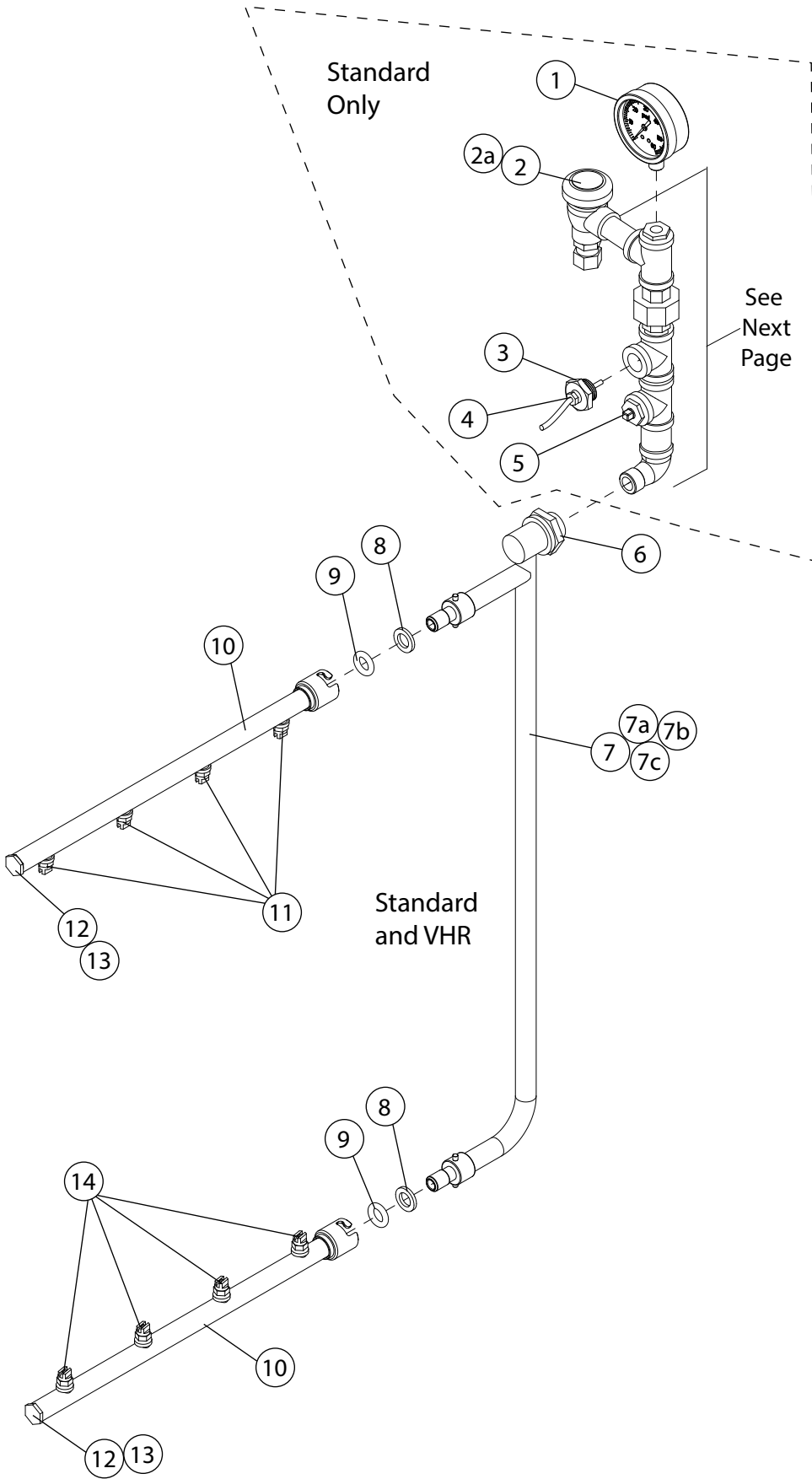
Item No.	Part No.	Description	Qty.
1	110561	THERMOSTAT, FIXED HIGH LIMIT	1
2	115489	O-RING	1
3	100547	LOCKNUT, 1/2" NPT SST	1
4	114435	THERMISTOR, 10kΩ, 36" LEAD	1
5	0512299	ADAPTER	1
6	111151	C-CLIP	A/R
7	110854	FLOAT SWITCH, DUAL PREWASH	1
---	113291	FLOAT SWITCH, DUAL WASH	1
8	104882	WASHER, FLAT 1/2" SST	2
9	107589	WASHER, LOCK 1/2" SST	1
10	104584	NUT, PLAIN 1/2-13	1
---	110750	GASKET, FLOAT SWITCH (NOT SHOWN)	1
11	115648	RELAY, SOLID STATE, SSR	4
<b>From S/N RP17011002 to S/N RP19102261</b>			

# Wash Arms



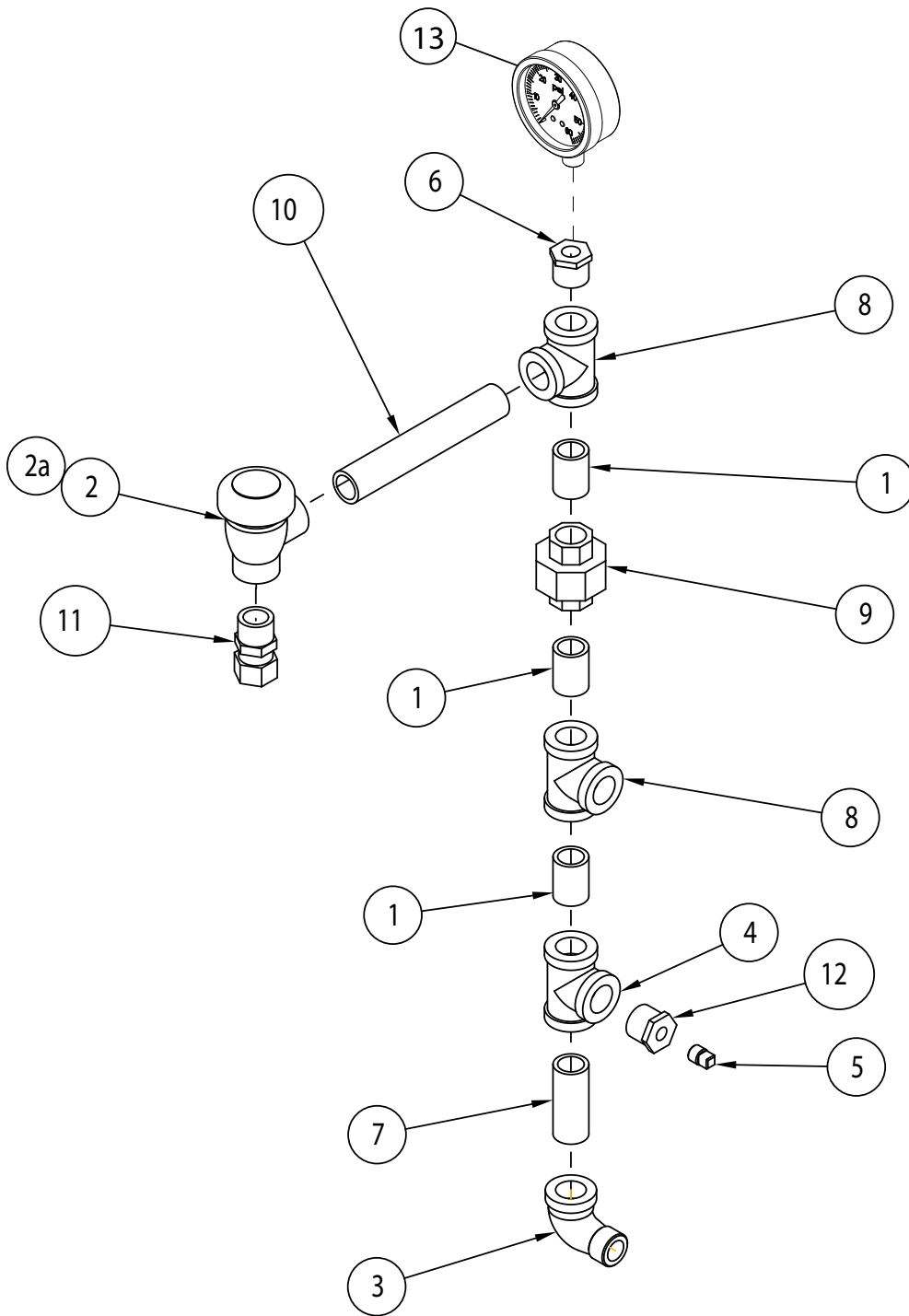
Item No.	Part No.	Description	Qty.
1	116609	O-RING, WASH ARM	1
2	104414	O-RING, END CAP	A/R
3	112240	CAP, END WASH ARM	A/R
4	116608	O-RING, PREWASH SIDE ARM	A/R
5	113716	O-RING	A/R
6	113555	PLUG, CLEANOUT	A/R
7	337656	SPRAYPIPE, SIDEWASH 22/36PW, STD HEIGHT	A/R
---	338214	SPRAYPIPE, SIDEWASH 22PW, HIGH HOOD	1
8	337665	WASH ARM MANIFOLD, PREWASH 22" RL	1
---	337657	WASH ARM MANIFOLD, PREWASH 22" LR	1
9	337569	WASH ARM MANIFOLD, LOWER RL	1
---	337570	WASH ARM MANIFOLD, LOWER LR	1
10	337574	WASH ARM MANIFOLD, UPPER RL	1
---	337573	WASH ARM MANIFOLD, UPPER LR	1
11	337988	WASH ARM MANIFOLD, PREWASH 36PW (RL &LR)	1
---	339702	ARM, THUMB LATCH, UPPER MANIFOLD (not shown)	A/R

# Final Rinse Arms



Item No.	Part No.	Description	Qty.
1	100135	GAUGE, PRESSURE, 0-60 PSI	1
2	100500	BREAKER, VACUUM 1/2" NPT BRONZE	1
2A	900836	KIT, REPAIR, VACUUM BREAKER 1/2"	A/R
3	0512299	ADAPTER	1
4	114435	THERMISTOR, 10KΩ, 36" LEAD	1
5	101259	PLUG, 1/8" NPT, SQ. HEAD, BRASS	1
6	100156	LOCKNUT, 3/4" NPT BRASS	1
7	338340	MANIFOLD, STANDARD FINAL RINSE, LR	1
7a	338341	MANIFOLD, STANDARD FINAL RINSE, RL	1
7b	338342	MANIFOLD, HIGH HOOD FINAL RINSE, LR	1
7c	338343	MANIFOLD, HIGH HOOD FINAL RINSE, RL	1
8	114291	WASHER, SILICONE	2
9	114290	O-RING	2
10	337056	ARM, FINAL RINSE	2
11	111938	NOZZLE, FINAL RINSE 8004	4
12	113795	PLUG, RINSE ARM	2
13	113716	O-RING	2
14	114181	NOZZLE, FINAL RINSE 8002	4

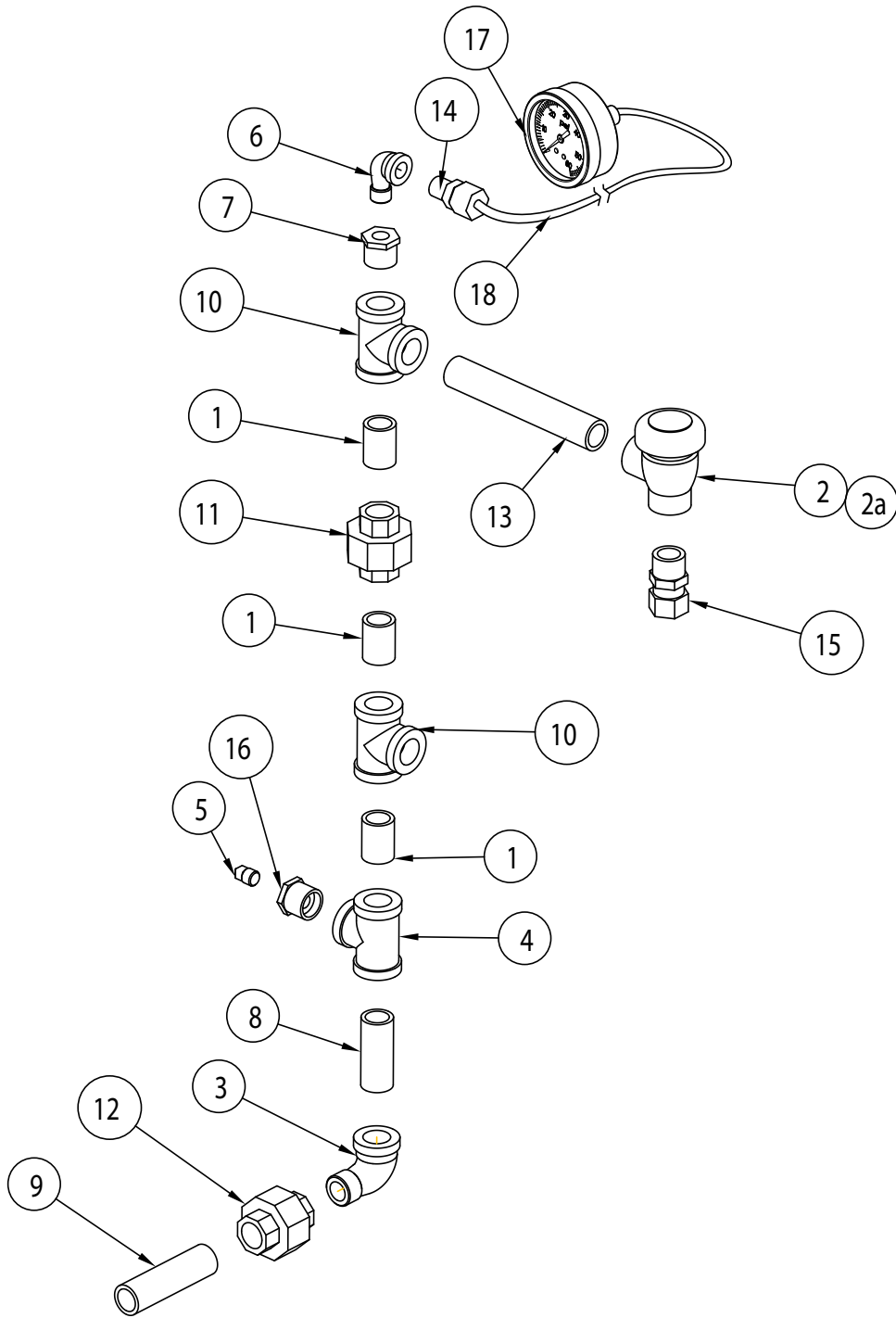
# Standard Final Rinse Supply





Item No.	Part No.	Description	Qty.
P/N 602175 - FINAL RINSE PIPING			
1	100209	NIPPLE, 1/2" NPT X CLOSE, BRASS	3
2	100500	BREAKER, VACUUM 1/2" NPT BRONZE	1
2a	900836	KIT, VACUUM BREAKER 1/2"	A/R
3	100516	ELBOW, STREET, 1/2" NPT X 90° SST	1
4	100554	TEE, 1/2" NPT SST	1
5	101259	PLUG, 1/8" NPT SQ. HEAD BRASS	1
6	102388	BUSHING, REDUCING 1/2" NPT X 1/4" NPT BRASS	1
7	102461	NIPPLE, 1/2" NPT X 2" LG. SST	1
8	102514	TEE, 1/2" NPT BRASS	2
9	102549	UNION, 1/2" NPT BRASS	1
10	102574	NIPPLE, 1/2" NPT X 5" LG. BRASS	1
11	109925	FITTING, COMPRESSION 5/8" OD X 1/2" MPT BRASS	1
12	114717	BUSHING, REDUCING 1/2" NPT X 1/8" NPT SST	1
13	100135	GAUGE, PRESSURE, 0-60 PSI	1

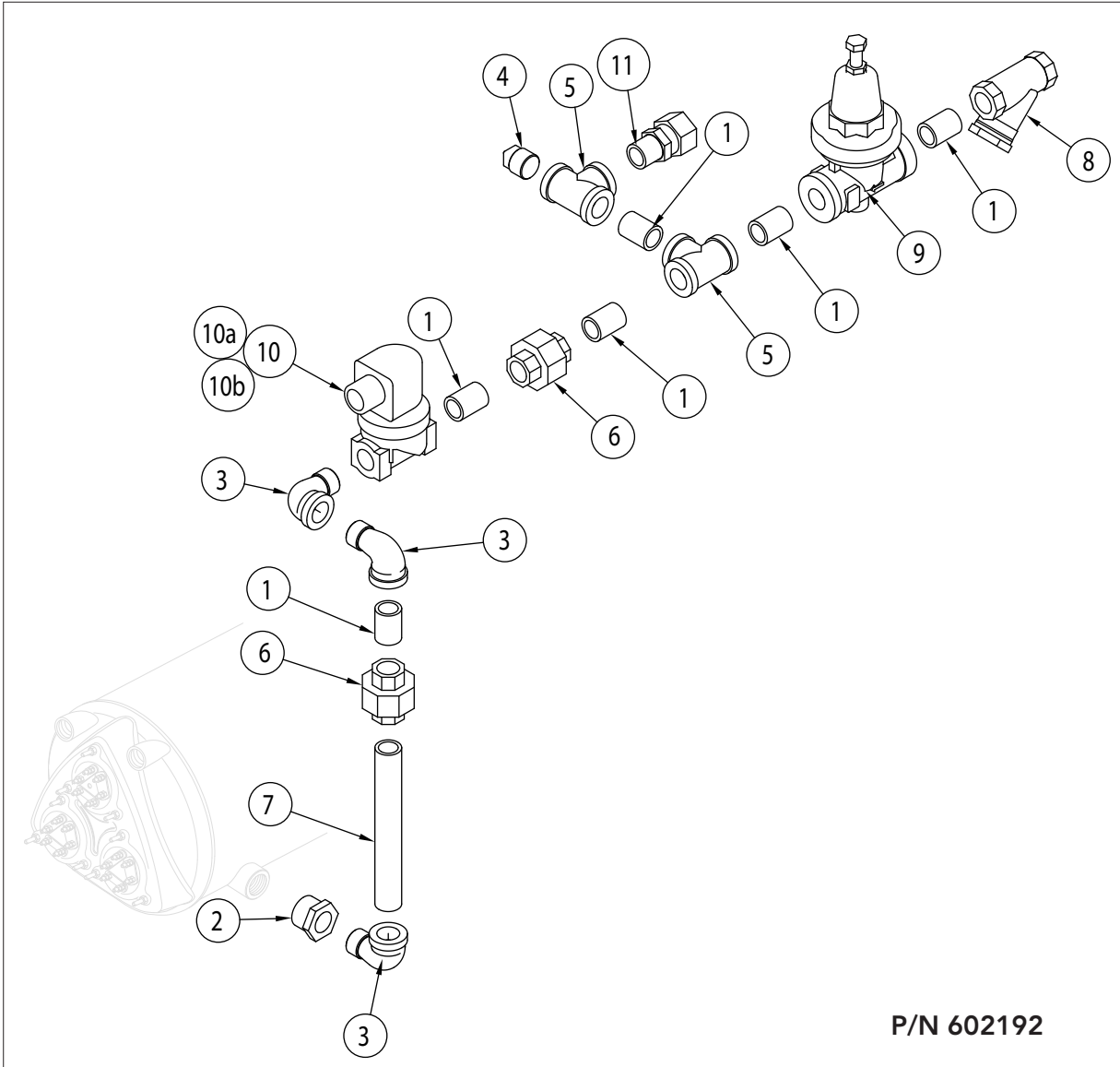
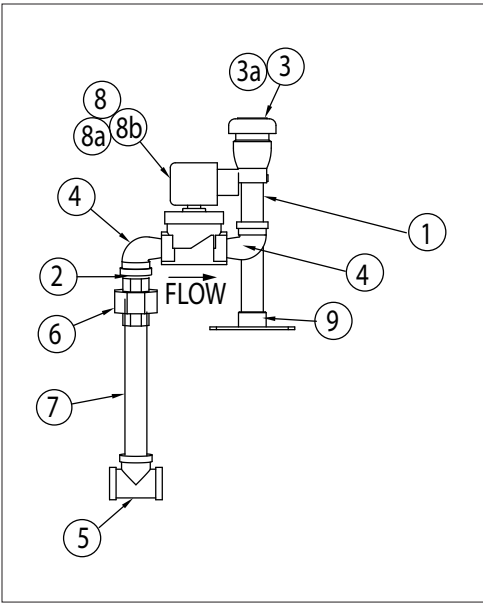
VHR Final Rinse Supply



Item No.	Part No.	Description	Qty.
P/N 602175 - FINAL RINSE PIPING			
1	100209	NIPPLE, 1/2" NPT X CLOSE, BRASS	3
2	100500	BREAKER, VACUUM 1/2" NPT BRONZE	1
2a	900836	KIT, VACUUM BREAKER 1/2"	A/R
3	100516	ELBOW, STREET 1/2" NPT X 90° SST	1
4	100554	TEE, 1/2" NPT SST	1
5	101259	PLUG, 1/8" NPT SQ. HEAD BRASS	1
6	101261	ELBOW, STREET, 1/4" NPT X 90° SST	1
7	102388	BUSHING, REDUCING 1/2" NPT X 1/4" NPT BRASS	1
8	102461	NIPPLE, 1/2" NPT X 2" LG. SST	1
9	102463	NIPPLE, 1/2" NPT X 3" LG. SST	1
10	102514	TEE, 1/2" NPT BRASS	2
11	102549	UNION, 1/2" NPT BRASS	1
12	102550	UNION, 1/2" NPT SST	1
13	102574	NIPPLE, 1/2" NPT X 5" LG. BRASS	1
14	107065	ADAPTER, 1/4" OD X 1/4" MPT PLASTIC	1
15	109925	FITTING, COMPRESSION 5/8" OD X 1/2" MPT BRASS	1
16	114717	BUSHING, REDUCING 1/2" NPT X 1/8" NPT SST	1
17	109812	GAUGE, PRESSURE, 0-60 PSI	1
18	107928	TUBING, 1/4" NATURAL	A/R
19	111100	FITTING, 1/4" TUBE X 1/8" FNPT	1

**NOTE: PURCHASE PEX HOSE LOCALLY, IT IS NOT AVAILABLE FROM THE FACTORY**

Standard Fill Piping with Booster - Prior to S/N RP19102261

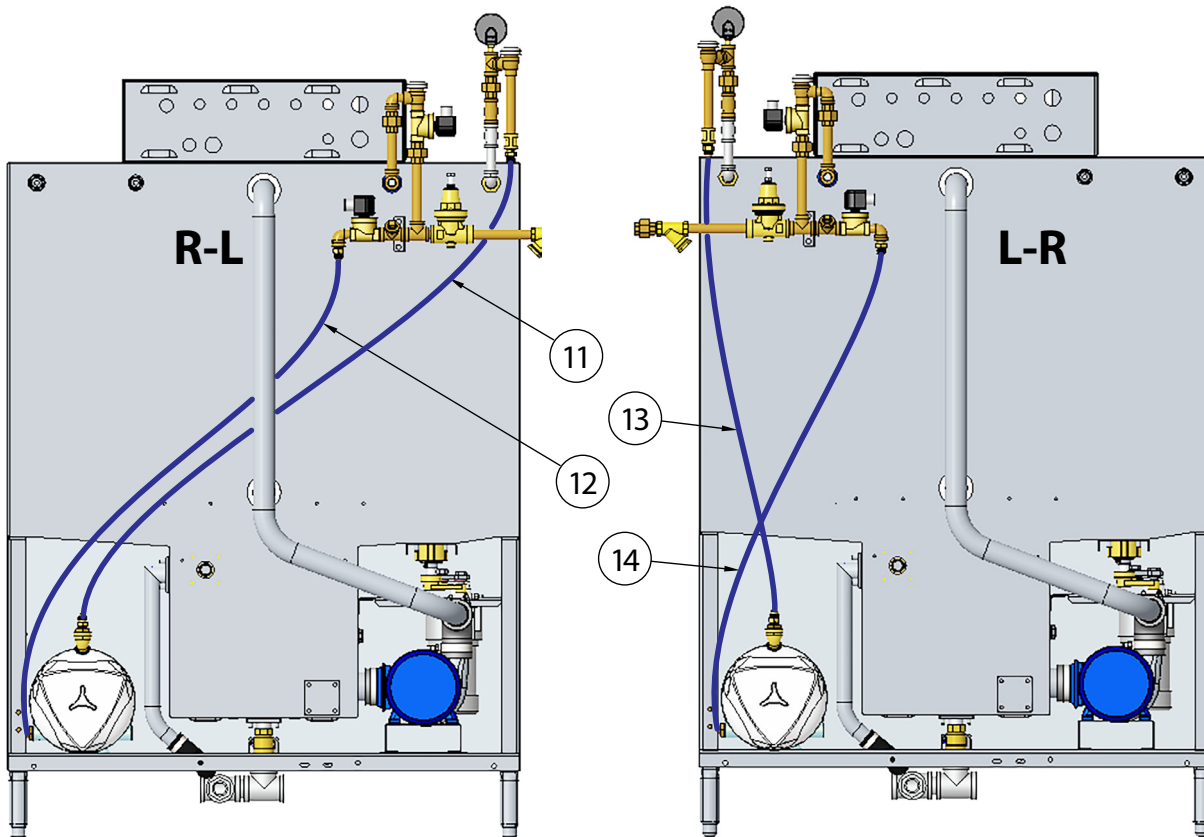
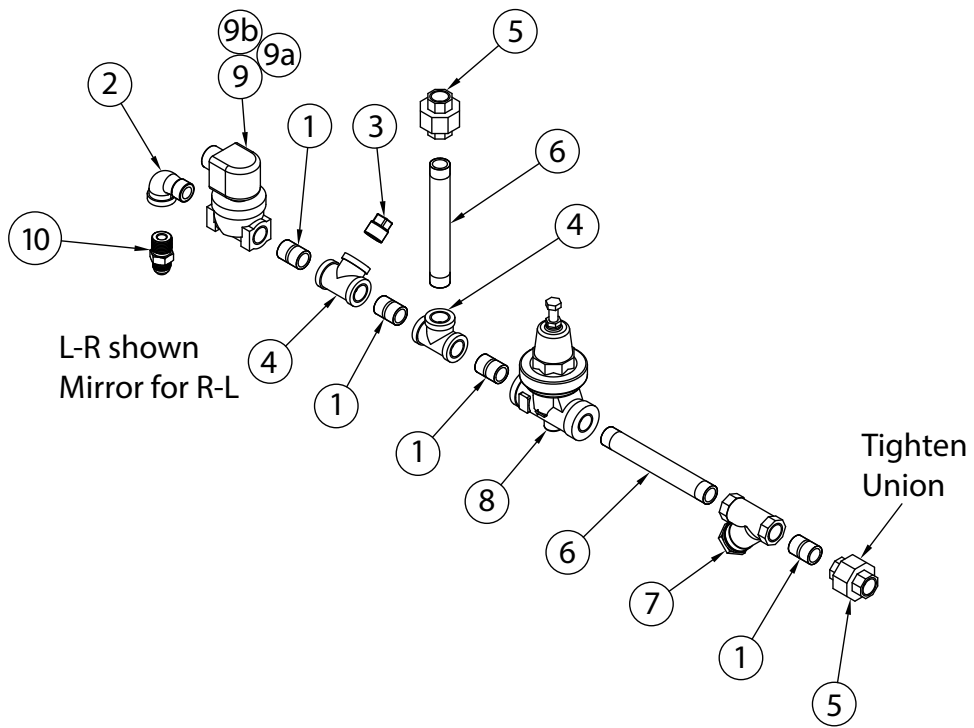


P/N 602192

Standard Fill Piping with Booster - Prior to S/N RP19102261

Item No.	Part No.	Description	Qty.
P/N 602222 -UPPER FILL PIPING			
1	100206	NIPPLE, 1/2" NPT X 2-1/2" LG. BRASS	1
2	100209	NIPPLE, 1/2" NPT X CLOSE BRASS	1
3	100500	BREAKER, VACUUM 1/2" NPT BRONZE	1
3a	900836	KIT, REPAIR, VACUUM BREAKER 1/2"	1
4	102438	ELBOW, STREET 1/2" NPT X 90°, BRASS	3
5	102514	TEE, 1/2" NPT, BRASS	1
6	102549	UNION, 1/2" NPT, BRASS	1
7	102578	NIPPLE, 1/2" NPT X 6" BRASS	1
8	109886	VALVE, SOLENOID, 1/2" NPT, HW, 120VAC COIL	1
8a	109902	KIT, REPAIR VALVE 1/2"	A/R
8B	108516	COIL, SOLENOID VALVE 120VAC	A/R
9	337505	FLANGE, FILL COUPLING 1/2"	1
P/N 602192 - BOOSTER FILL PIPING			
1	100209	NIPPLE, 1/2" NPT X CLOSE BRASS	6
2	102392	BUSHING, REDUCING 3/4"NPT X 1/2" NPT BRASS	1
3	102438	ELBOW, STREET 1/2" NPT X 90°, BRASS	3
4	102504	PLUG, 1/2" NPT SQ. HEAD BRASS	1
5	102514	TEE, 1/2" NPT, BRASS	2
6	102549	UNION, 1/2" NPT, BRASS	2
7	102578	NIPPLE, 1/2" NPT X 6" BRASS	1
8	104421	STRAINER, LINE 1/2" NPT, BRONZE	1
9	108265	VALVE, PRESSURE REGULATING 1/2"NPT, BRONZE	1
10	109886	VALVE, SOLENOID, 1/2" NPT, HW, 120VAC COIL	1
10a	109902	KIT, REPAIR VALVE 1/2"	A/R
10b	108516	COIL, SOLENOID VALVE 120VAC	A/R
11	114384	FITTING, COMPRESSION 7/8" OD X 1/2" NPT BRASS	1
---	104681	ARRESTOR, SHOCK 1/2" NPT (NOT SHOWN)	A/R

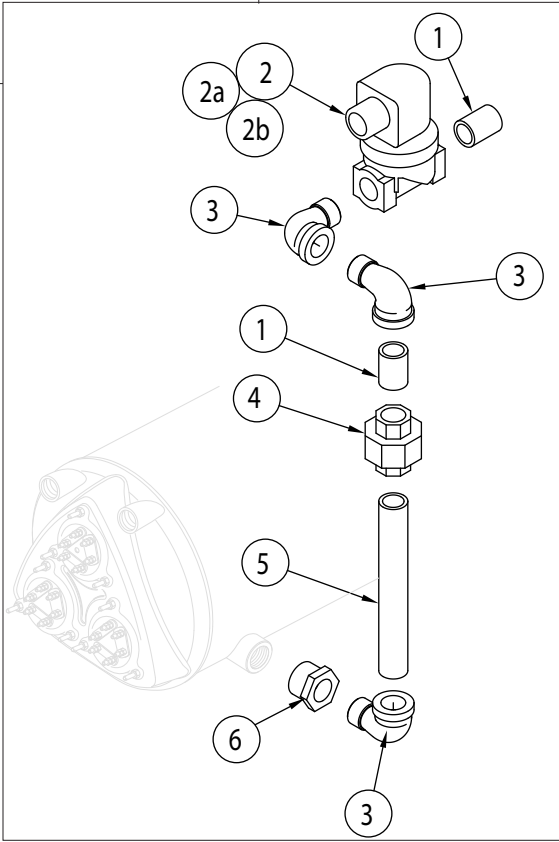
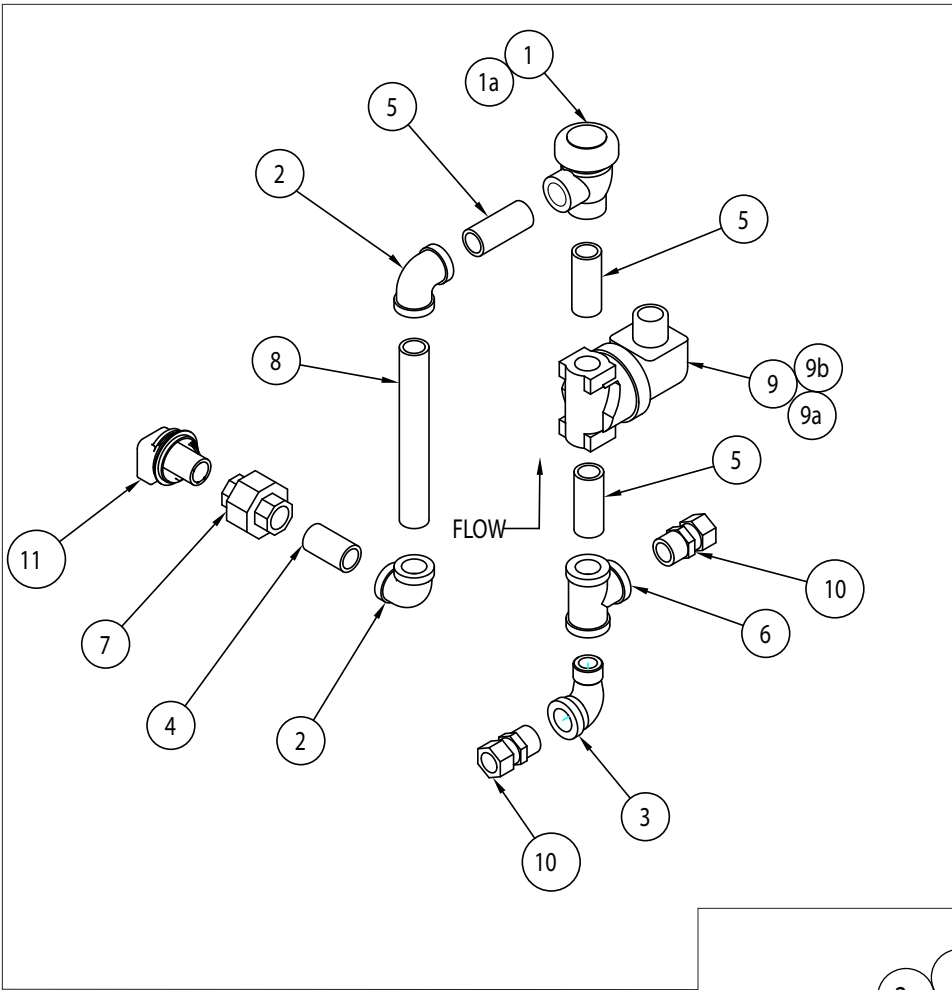
Standard Fill Piping with Booster - Beginning with S/N RP19102261



Standard Fill Piping with Booster -Beginning with S/N RP19102261

Item No.	Part No.	Description	Qty.
1	100209	NIPPLE, 1/2" NPT X CLOSE BRASS	4
2	102438	ELBOW, STREET 1/2" NPT X 90°, BRASS	1
3	102504	PLUG, 1/2" NPT SQ. HEAD BRASS	1
4	102514	TEE, 1/2" NPT, BRASS	2
5	102549	UNION, 1/2" NPT, BRASS	2
6	102578	NIPPLE, 1/2" NPT X 6" BRASS	1
7	104421	STRAINER, LINE 1/2" NPT, BRONZE	1
8	108265	VALVE, PRESSURE REGULATING 1/2"NPT, BRONZE	1
9	109886	VALVE, SOLENOID, 1/2" NPT, HW, 120VAC COIL	1
9a	109902	KIT, REPAIR VALVE 1/2"	A/R
9b	108516	COIL, SOLENOID VALVE 120VAC	A/R
10	115101	COUPLING, MALE, 1/2" NPT, X 1/2" 37° FLARE BRASS	1
11	419012	HOSE, 1/2"ID X 60" FLARE JIC	1
12	419010	HOSE, 1/2" ID X 56" FLARE JIC	1
13	421078	HOSE, 1/2" ID X 45" FLARE JIC	1
14	420533	HOSE, 1/2" ID X 50" FLARE JIC	1
---	104681	ARRESTOR, SHOCK 1/2" NPT (NOT SHOWN)	A/R
---	419005	HOSE, 1/2" ID X 36" LG., FLARE JIC, (Not shown) (Connects to any size Prewash)	1

# Fill Piping - VHR Prewash with Booster



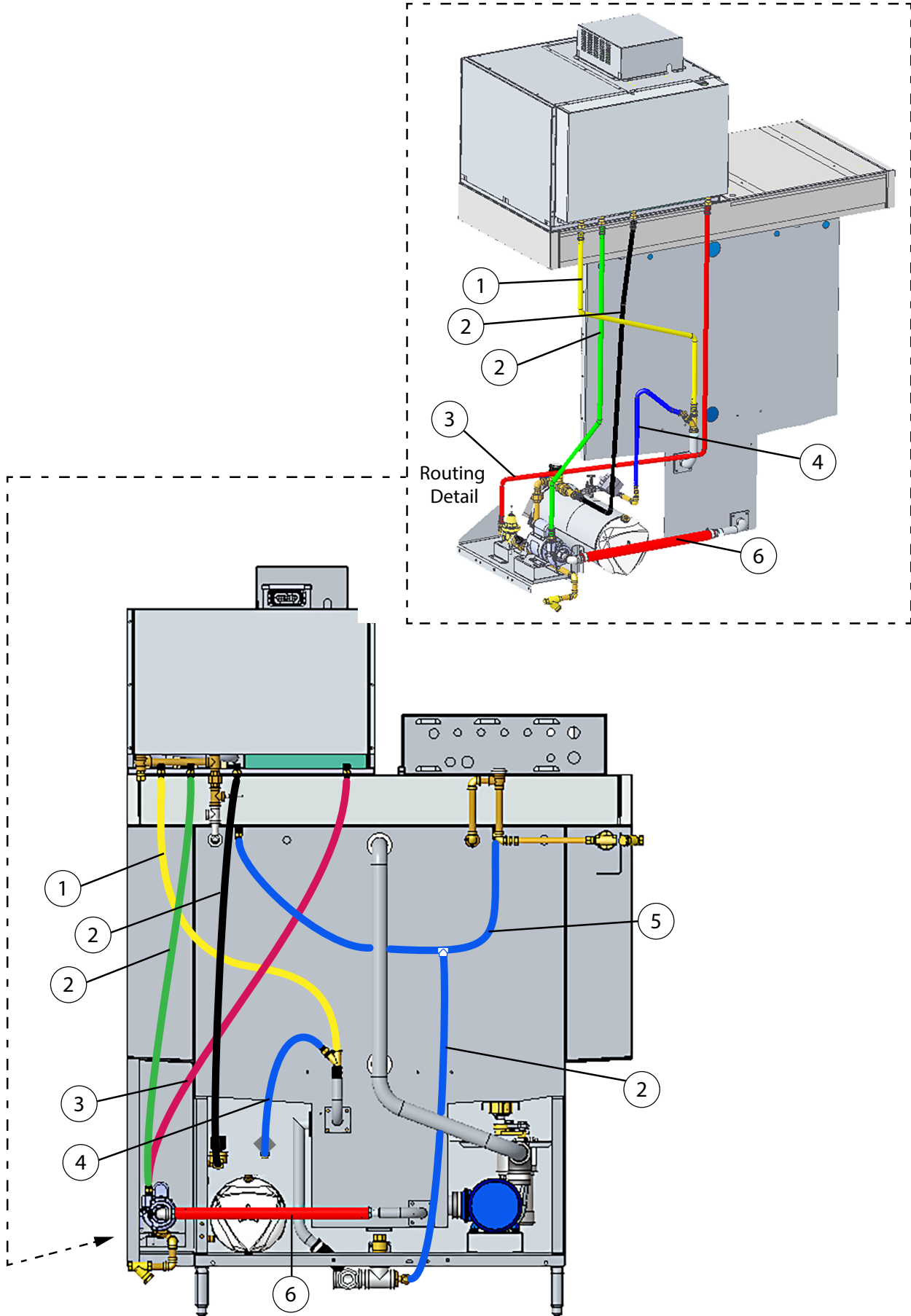


Item No.	Part No.	Description	Qty.
P/N 602261 - PREWASH FILL			
1	100500	BREAKER, VACUUM 1/2" NPT BRONZE	1
1a	900836	KIT, VACUUM BREAKER 1/2"	A/R
2	102435	ELBOW, 1/2" NPT X 90° SST	2
3	102438	ELBOW, STREET, 1/2" NPT X 90° SST	1
4	102485	NIPPLE, 1/2" NPT X 1-1/2" LG. BRASS	1
5	102492	NIPPLE, 1/2" NPT X 2" LG. BRASS	3
6	102514	TEE, 1/2" NPT BRASS	2
7	102549	UNION, 1/2" NPT BRASS	1
8	102492	NIPPLE, 1/2" NPT X 6" LG. BRASS	3
9	109886	VALVE, SOLENOID, 1/2" NPT, HW, 120VAC COIL	1
9a	109902	KIT, REPAIR VALVE 1/2"	A/R
9b	108516	COIL, SOLENOID VALVE 120VAC	A/R
10	109925	FITTING, COMPRESSION 5/8" OD X 1/2" MPT BRASS	2
11	111325	NOZZLE, FLUSHING, POLISHED CHROME	1

**NOTE: PURCHASE PEX HOSE LOCALLY, IT IS NOT AVAILABLE FROM THE FACTORY**

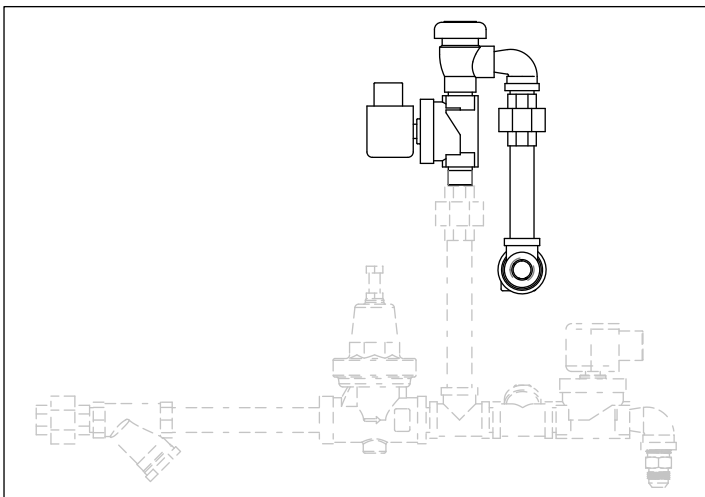
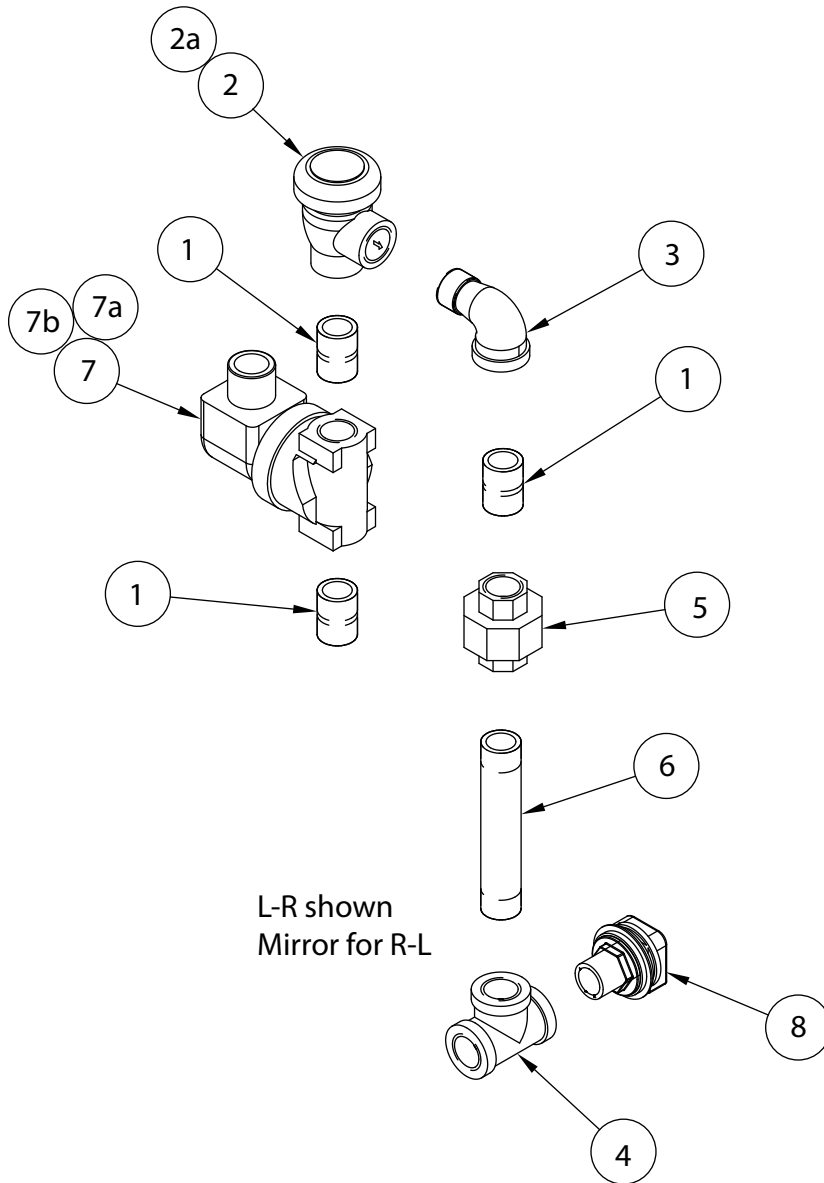
VHR BOOSTER FILL

1	100209	NIPPLE, 1/2" NPT X CLOSE BRASS	2
2	109886	VALVE, SOLENOID, 1/2" NPT, HW, 120VAC COIL	1
2a	109902	KIT, REPAIR VALVE 1/2"	A/R
2b	108516	COIL, SOLENOID VALVE 120VAC	A/R
3	102438	ELBOW, STREET, 1/2" NPT X 90° SST	3
4	102549	UNION, 1/2" NPT BRASS	1
5	102578	NIPPLE, 1/2" NPT X 6" BRASS	1
6	102392	BUSHING, REDUCING 3/4"NPT X 1/2" NPT BRASS	1



Item No.	Part No.	Description	Qty.
1	420537	HOSE ASSY., 1/2" ID X 40" LG., VHR	1
2	420533	HOSE ASSY., 1/2" ID X 50" LG., VHR	3
3	420539	HOSE ASSY., 1/2" ID X 68" LG., VHR	1
4	420542	HOSE ASSY., 1/2" ID X 22" LG., VHR	1
5	420538	HOSE ASSY., 1/2" ID WITH Y FITTING	1
6	207560	HOSE, SUCTION VHR, 1" ID X 23" LG., (RED)	1

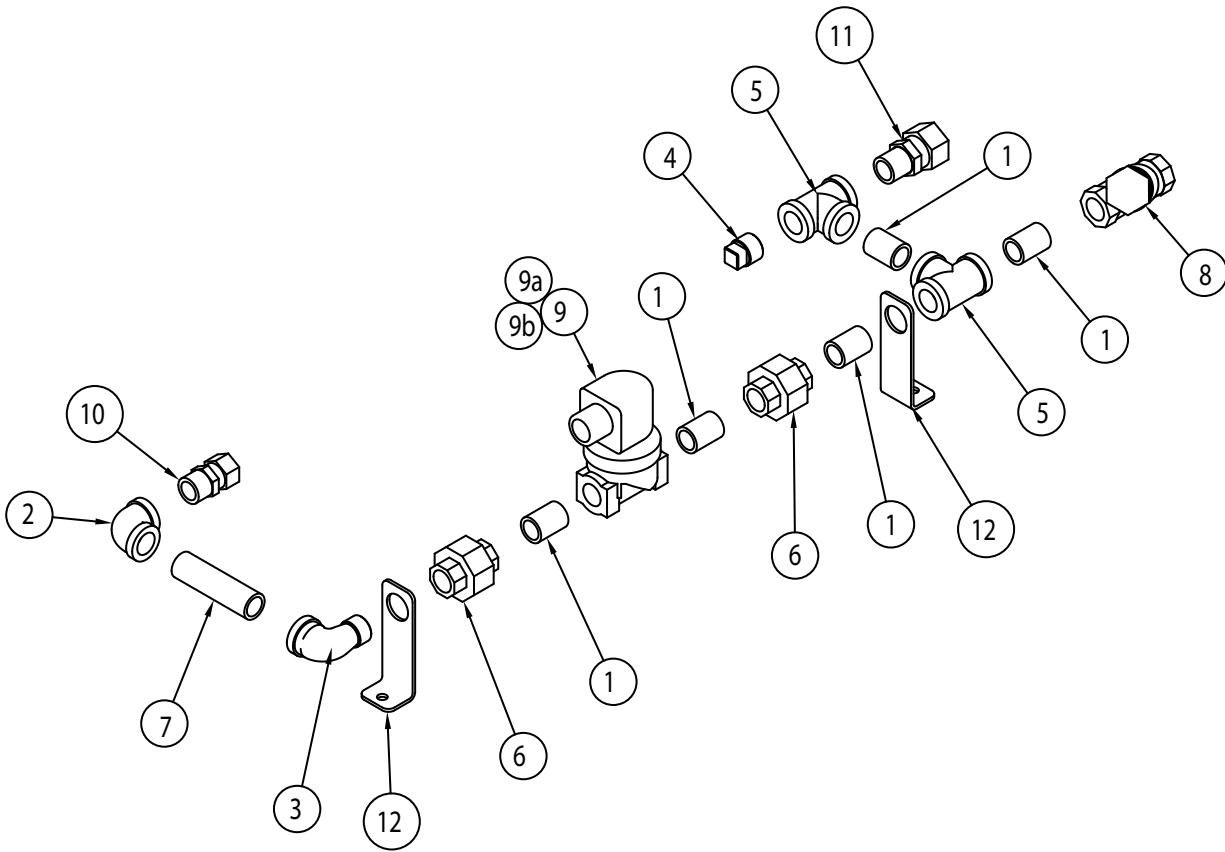
Standard Fill Piping without Booster - Beginning with S/N RP19102261



Standard Fill Piping without Booster - Beginning with S/N RP19102261

Item No.	Part No.	Description	Qty.
1	100209	NIPPLE, 1/2" NPT X CLOSE BRASS	3
2	100500	VACUUM BREAKER, 1/2" NPT BRONZE	1
2a	900836	KIT, VACUUM BREAKER 1/2"	A/R
3	102438	ELBOW, STREET, 1/2" NPT 90°, BRASS	1
4	102514	TEE, 1/2" NPT, BRASS	1
5	102549	UNION, 1/2" NPT BRASS	1
6	102571	NIPPLE, 1/2" NPT X 4-1/4" LG., BRASS	1
7	109886	VALVE, SOLENOID, 1/2" NPT, HW, 120VAC COIL	1
7a	109902	KIT, REPAIR VALVE 1/2"	A/R
7b	108516	COIL, SOLENOID VALVE 120VAC	A/R
8	111325	NOZZLE, FLUSH-N POLISHED CHROME	1
---	104681	ARRESTOR, SHOCK 1/2" NPT (NOT SHOWN)	A/R

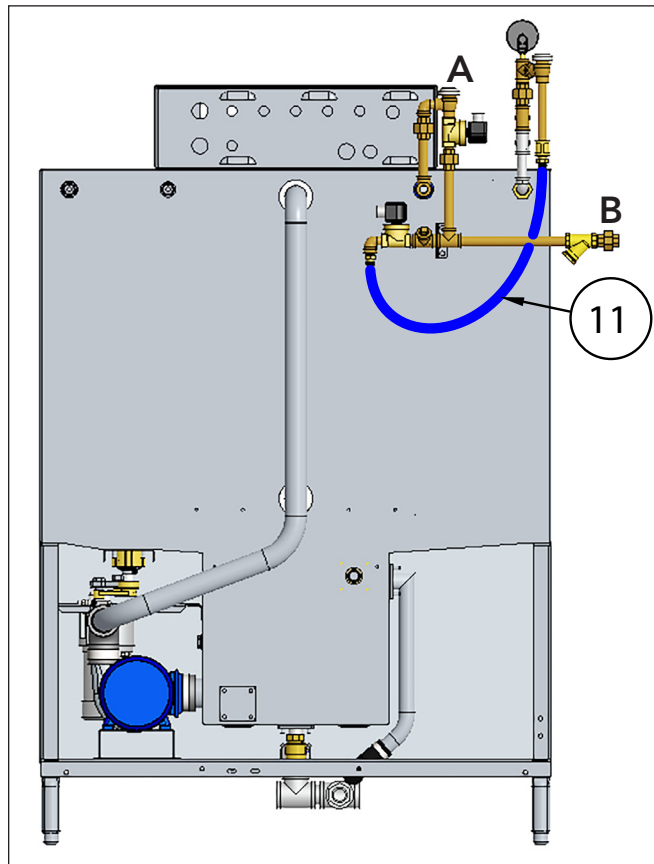
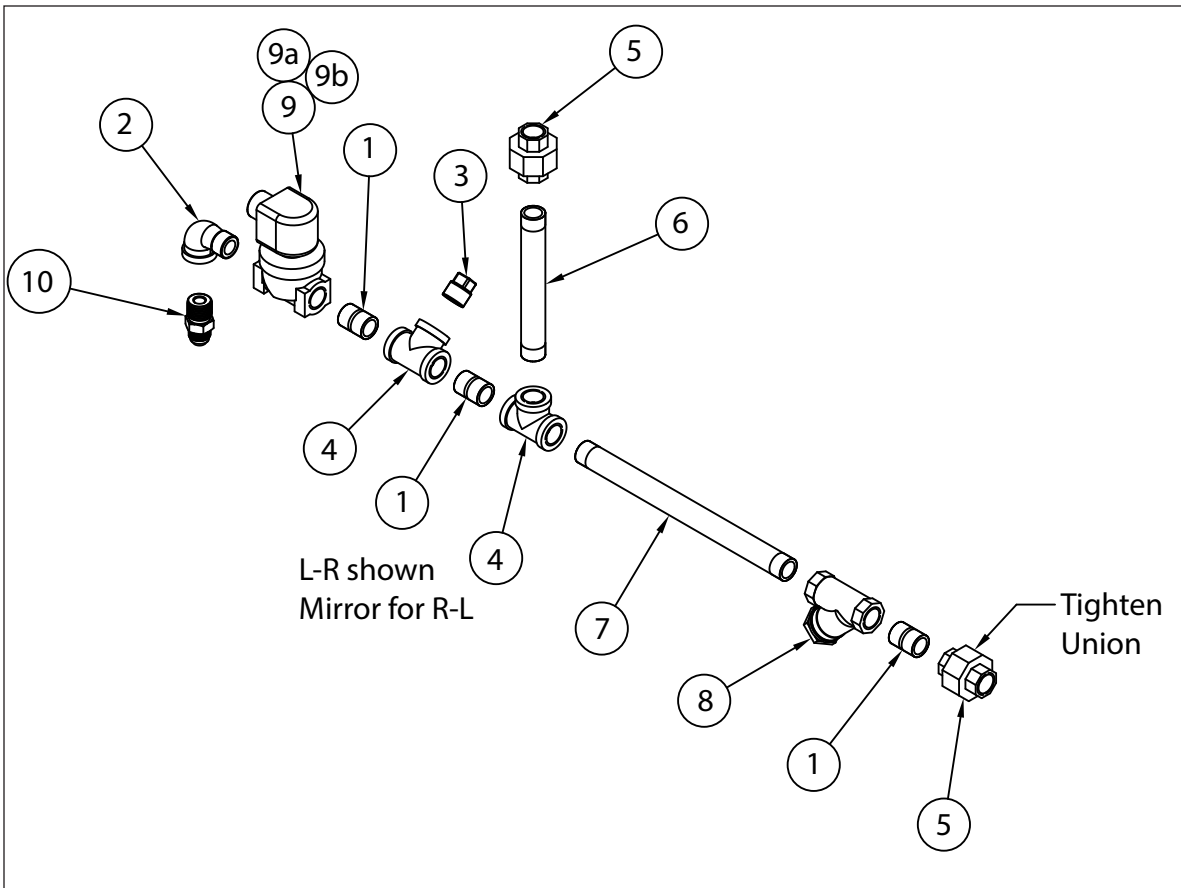
Standard Fill Piping without Booster - Prior to S/N RP19102261



Standard Fill Piping without Booster - Prior to S/N RP19102261

Item No.	Part No.	Description	Qty.
1	100209	NIPPLE, 1/2" NPT X CLOSE BRASS	5
2	102435	ELBOW, 1/2" NPT X 90° SST	1
3	102438	ELBOW, STREET, 1/2" NPT X 90° SST	1
4	102504	PLUG, 1/2" NPT SQ. HEAD BRASS	1
5	102514	TEE, 1/2" NPT BRASS	2
6	102549	UNION, 1/2" NPT BRASS	2
7	102567	NIPPLE, 1/2" NPT X 3" LG. BRASS	1
8	104421	STRAINER, 1/2" NPT BRONZE	1
9	109886	VALVE, SOLENOID, 1/2" NPT, HW, 120VAC COIL	1
9a	109902	KIT, REPAIR VALVE 1/2"	A/R
9b	108516	COIL, SOLENOID VALVE 120VAC	A/R
10	109925	FITTING, COMPRESSION 5/8" OD X 1/2" MPT BRASS	1
11	114384	FITTING, COMPRESSION 7/8" OD X 1/2" MPT BRASS	1
12	332454	BRACKET, 1/2" PIP SUPPORT, 3" CL	2
---	104681	ARRESTOR, SHOCK 1/2" NPT (NOT SHOWN)	A/R

Fill Piping without Booster - Beginning with S/N RP19102261

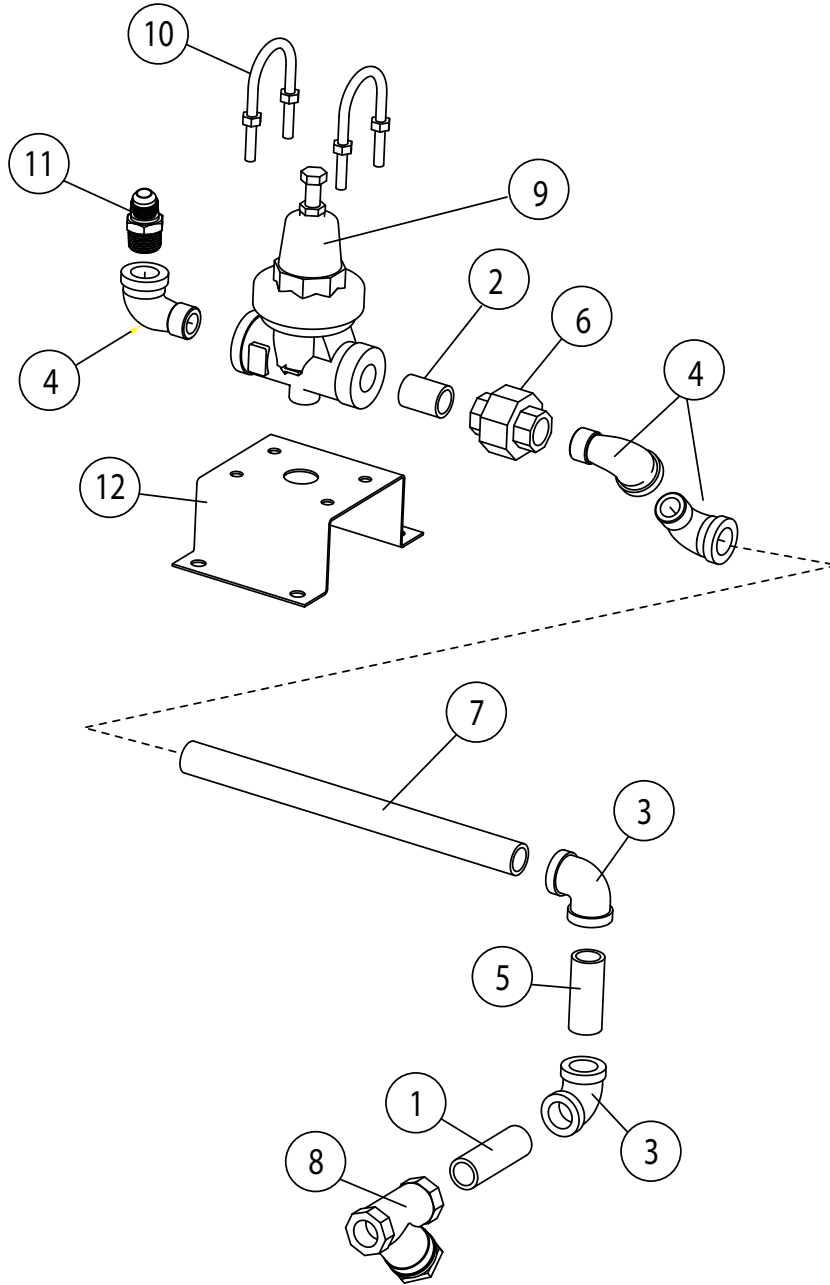




Fill Piping without Booster - Beginning with S/N RP19102261

Item No.	Part No.	Description	Qty.
1	100209	NIPPLE, 1/2" NPT X CLOSE BRASS	3
2	102438	ELBOW, STREET, 1/2" NPT X 90° SST	1
3	102504	PLUG, 1/2" NPT SQ. HEAD BRASS	1
4	102514	TEE, 1/2" NPT BRASS	2
5	102549	UNION, 1/2" NPT BRASS	2
6	102578	NIPPLE, 1/2" NPT X 6" LG., BRASS	1
7	102588	NIPPLE, 1/2" NPT X 10" LG. BRASS	1
8	104421	STRAINER, 1/2" NPT BRONZE	1
9	109886	VALVE, SOLENOID, 1/2" NPT, HW, 120VAC COIL	1
9a	109902	KIT, REPAIR VALVE 1/2"	A/R
9b	108516	COIL, SOLENOID VALVE 120VAC	A/R
10	115101	COUPLING, MALE, 1/2" NPT X 1/2" 37° FLARE, BRASS	1
11	421079	HOSE, 1/2" ID X 25" LG., FLARE JIC	1
---	104681	ARRESTOR, SHOCK 1/2" NPT (NOT SHOWN)	A/R
---	419005	HOSE, 1/2" ID X 36" LG., FLARE JIC, (Not shown) (Connects to any size Prewash)	1

VHR Heat Pump Cold Water Supply - Prior to S/N 19102270

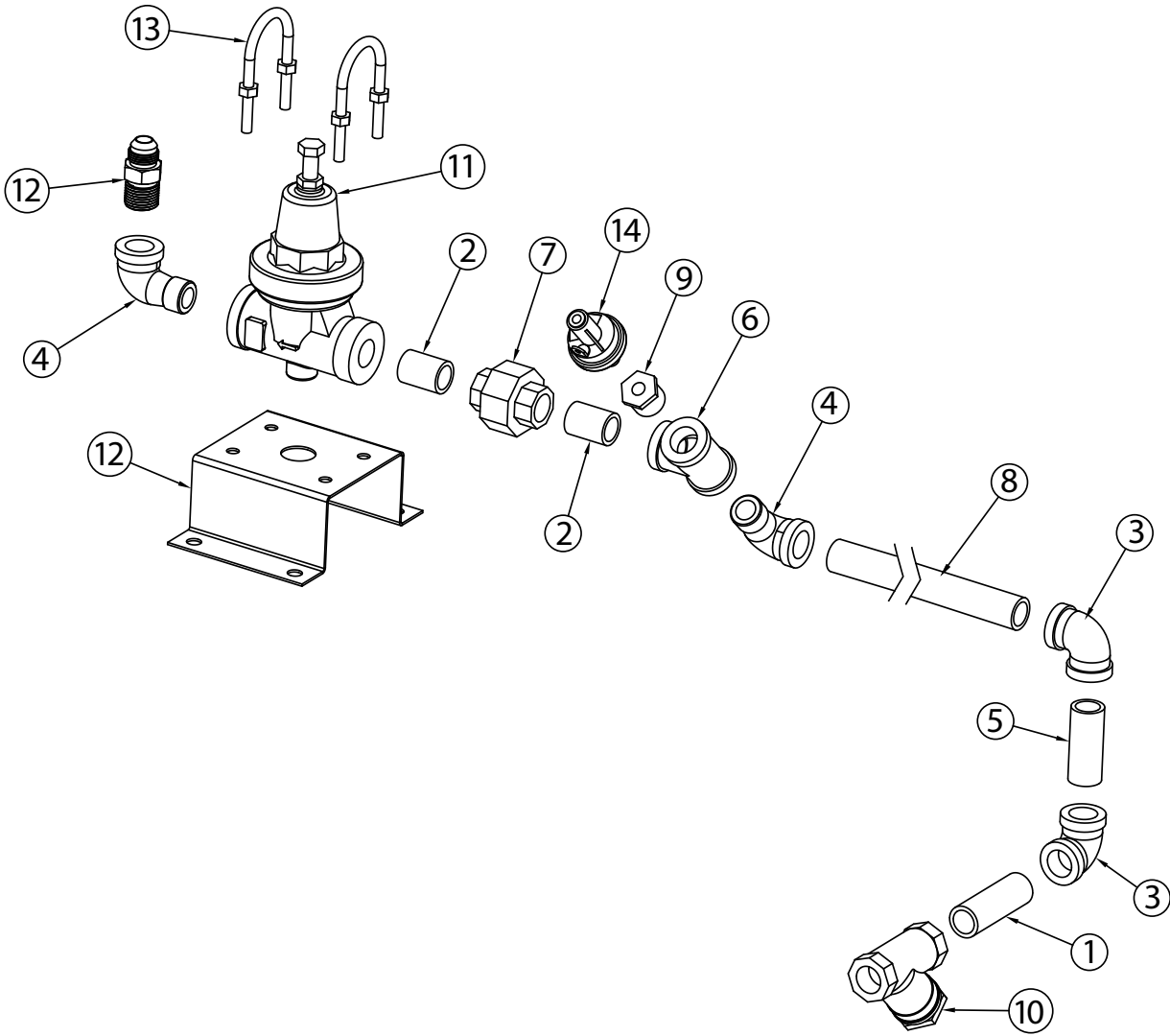


VHR Heat Pump Cold Water Supply - Prior to S/N 19102270

Item No.	Part No.	Description	Qty.
1	100206	NIPPLE, 1/2" NPT X 2-1/2" LG. BRASS	1
2	100209	NIPPLE, 1/2" NPT X CLOSE BRASS	1
3	102435	ELBOW, 1/2" NPT X 90° BRASS	2
4	102438	ELBOW, STREET, 1/2" NPT X 90° BRASS	3
5	102492	NIPPLE, 1/2" NPT X 2" LG. BRASS	1
6	102549	UNION, 1/2" NPT BRASS	1
7	102588	NIPPLE, 1/2" NPT X 10" LG. BRASS	1
8	104421	STRAINER, LINE 1/2" NPT BRONZE	1
9	108265	VALVE, PRESSURE REGULATING, 1/2" NPT BRONZE	1
10	115169	U-BOLT, 1/4-20 X 1-3/8" X L THD X 1-1/2" O.D.	2
11	115101	COUPLING, MALE 1/2" NPT X 1/2, 37D FLARE JIC BRASS	1
12	337992	BRACKET, VALVE SUPPORT CW PRO-VHR	1
---	104681	ARRESTOR, SHOCK 1/2" NPT (NOT SHOWN)	A/R

**NOTE: PURCHASE PEX HOSE LOCALLY, IT IS NOT AVAILABLE FROM THE FACTORY**

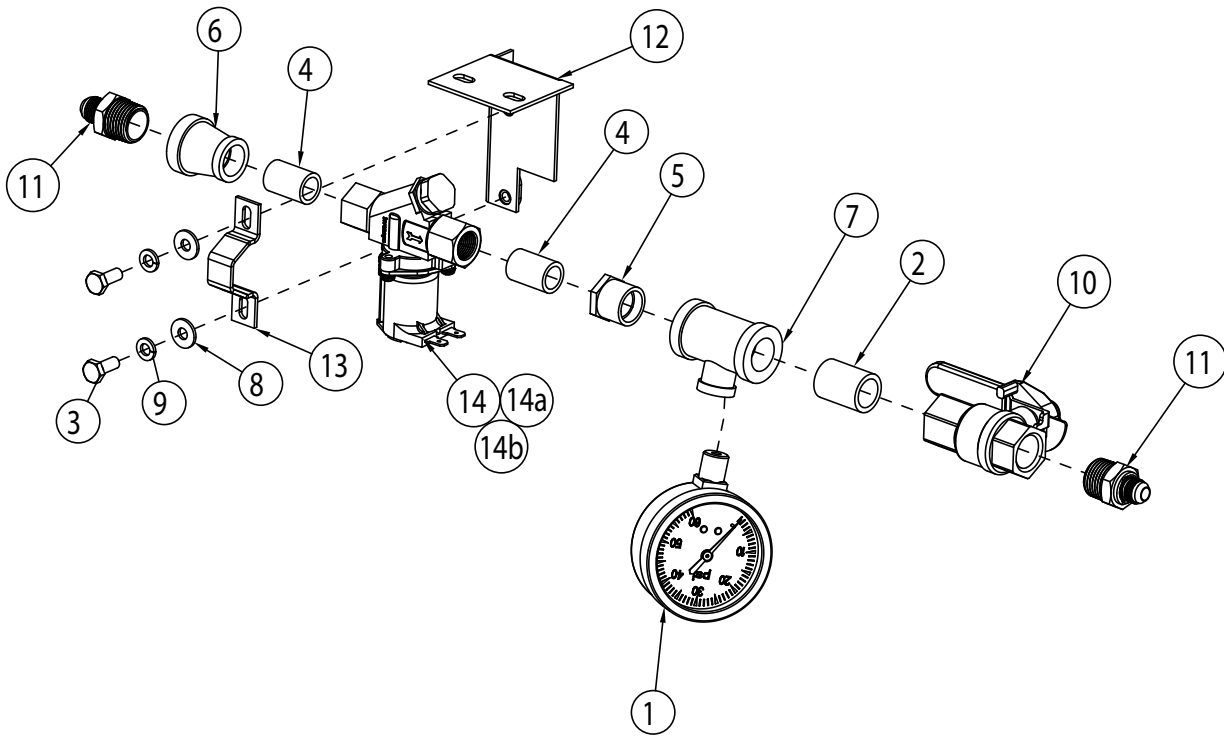
VHR Heat Pump Cold Water Supply with Pressure Switch - Beginning with S/N 19102270



VHR Heat Pump Cold Water Supply with Pressure Switch - Beginning with S/N 19102270

Item No.	Part No.	Description	Qty.
1	100206	NIPPLE, 1/2" NPT X 2-1/2" LG. BRASS	1
2	100209	NIPPLE, 1/2" NPT X CLOSE BRASS	2
3	102435	ELBOW, 1/2" NPT X 90° BRASS	2
4	102438	ELBOW, STREET, 1/2" NPT X 90° BRASS	2
5	102492	NIPPLE, 1/2" NPT X 2" LG. BRASS	1
6	102514	TEE, 1/2" NPT, BRASS	1
7	102549	UNION, 1/2" NPT BRASS	1
8	102588	NIPPLE, 1/2" NPT X 10" LG. BRASS	1
9	103418	BUSHING, REDUCING, 1/2" NPT X 1/8" NPT BRASS	1
10	104421	STRAINER, LINE 1/2" NPT BRONZE	1
11	108265	VALVE, PRESSURE REGULATING, 1/2" NPT BRONZE	1
12	115101	COUPLING, MALE 1/2" NPT X 1/2, 37D FLARE JIC BRASS	1
13	115169	U-BOLT, 1/4-20 X 1-3/8" X L THD X 1-1/2" O.D.	2
14	117073	SWITCH, PRESSURE, 15PSI SETPOINT, 1/8" MNPT, NO	1
15	337992	BRACKET, VALVE SUPPORT CW PRO-VHR	1
---	104681	ARRESTOR, SHOCK 1/2" NPT (NOT SHOWN)	A/R

VHR Heat Pump Pressure Gauge/Valve - Prior to S/N 19102261



VHR Heat Pump Pressure Gauge/Valve - Prior to S/N 19102261

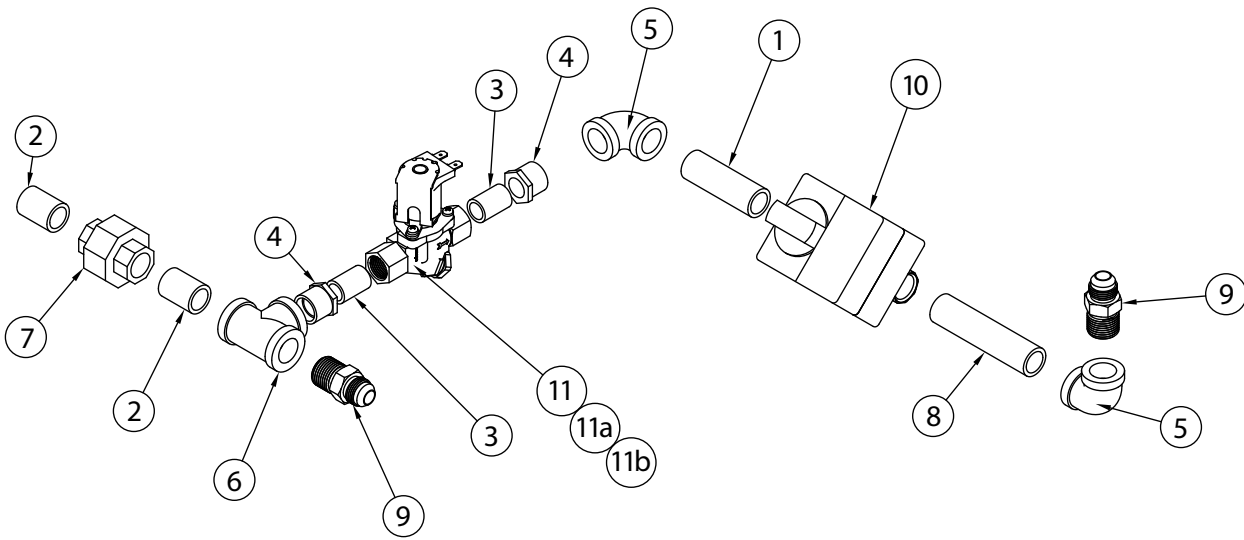
Item No.	Part No.	Description	Qty.
1	100135	GAUGE, PRESSURE 0-60 PSI	1
2	100209	NIPPLE, 1/2" NPT X CLOSE BRASS	1
3	100735	BOLT, HEX HEAD 1/4-20 X 5/8" SST	2
4	100998	NIPPLE, 3/8" NPT X CLOSE BRASS	2
5	102390	BUSHING, REDUCING 1/2" NPT X 3/8" NPT BRASS	1
6	102414	COUPLING, REDUCER 1/2" X 3/8" BRASS	1
7	102517	TEE, REDUCING 1/2" NPT X 1/2" NPT X 1/4" NPT BRASS	1
8	106026	WASHER, FLAT 1/4" SST	2
9	106482	WASHER, LOCK 1/4" SPLIT, SST	2
10	114460	VALVE, BALL 1/2" FNPT BRASS W/SETTING INDICATOR	1
11	115101	COUPLING, MALE 1/2" NPT X 1/2, 37D FLARE JIC BRASS	2
12	0300065	SUPPORT, VALVE	1
13	0300203	CLAMP	1
14	0504952	VALVE, SOLENOID FILL 5.0 GPM	1
14	0502811	KIT, VALVE REBUILD	A/R
14b	0505235	COIL, SOLENOID 115V/60/1 10W	A/R

NOTE:

PEX HOSE WAS DISCONTINUED ON 10/19/17 AND REPLACED WITH BLUE HOSE.  
 MEASURE BLUE HOSE LENGTH REQUIRED AND CONTACT FACTORY TO ORDER.

PEX HOSE IS NOT AVAILABLE FROM FACTORY AND MUST BE PURCHASED LOCALLY  
 IF DESIRED.

VHR Heat Pump Modulating Valve Piping - Beginning with S/N 19102270



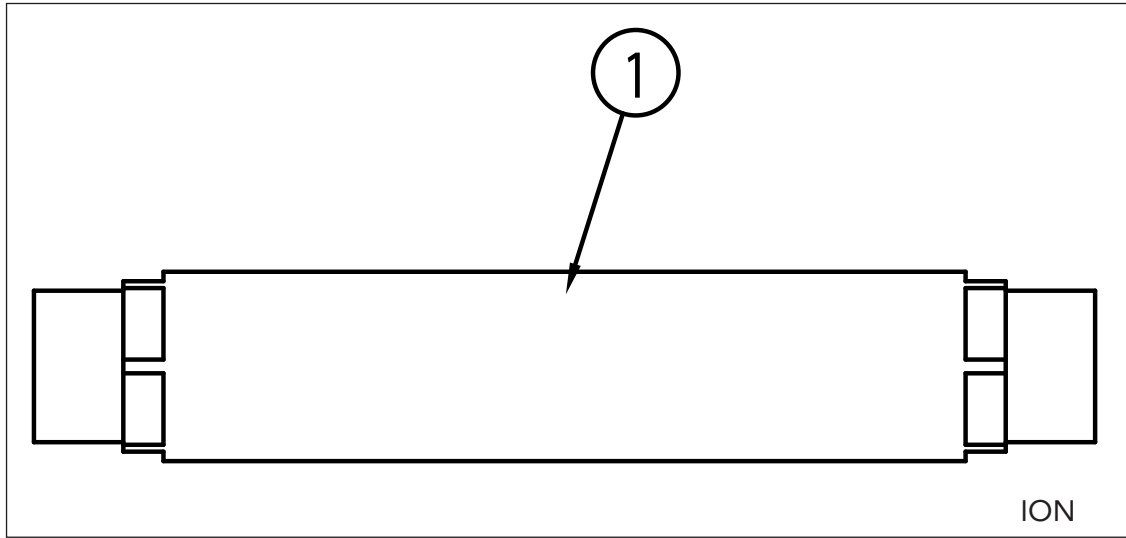


VHR Heat Pump Modulating Valve Piping - Beginning with S/N 19102270


Item No.	Part No.	Description	Qty.
1	100206	NIPPLE, 1/2" NPT X 2-1/2" LG. BRASS	1
2	100209	NIPPLE, 1/2" NPT X CLOSE BRASS	2
3	100998	NIPPLE, 3/8" NPT X CLOSE BRASS	2
4	102390	BUSHING, REDUCING, 1/2" NPT X 3/8" NPT BRASS	2
5	102435	ELBOW, 1/2" NPT X 90° BRASS	2
6	102514	TEE, 1/2" NPT, BRASS	1
7	102549	UNION, 1/2" NPT BRASS	1
8	102569	NIPPLE, 1/2" NPT X 3-1/2" LG. BRASS	1
9	115101	COUPLING, MALE 1/2" NPT X 1/2, 37D FLARE JIC BRASS	1
10	116935	MODULATING VALVE, DISHCHARGE, VHR	1
11	0504952	VALVE, SOLENOID FILL 5.0 GPM	1
11a	0502811	KIT, VALVE REBUILD	A/R
11b	0505235	COIL, SOLENOID 115V/60/1 10W	A/R

# Drain Water Tempering and ION Water Conditioner

## ION WATER CONDITIONER



## DRAIN WATER TEMPERING



## Drain Water Tempering and ION Water Conditioner

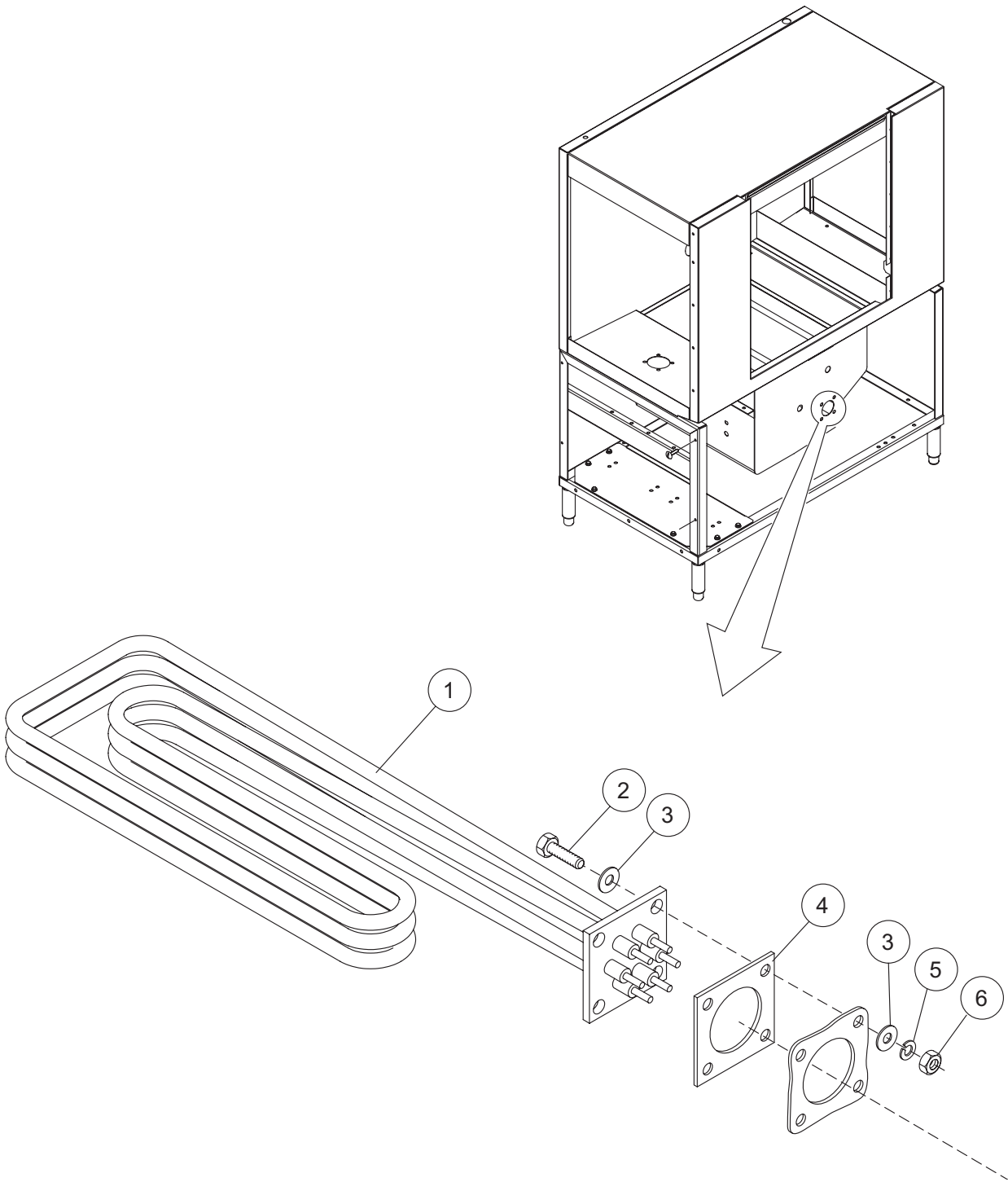
Item No.	Part No.	Description	Qty.
ION WATER CONDITIONER			
1	115683	CHAMPION ION WTR. CONDITIONER, UNMOUNTED	1

**\*NOTE: CONTACT THE FACTORY FOR THE ION SIZE BEFORE PURCHASE**

DRAIN WATER TEMPERING KIT, P/N 116751

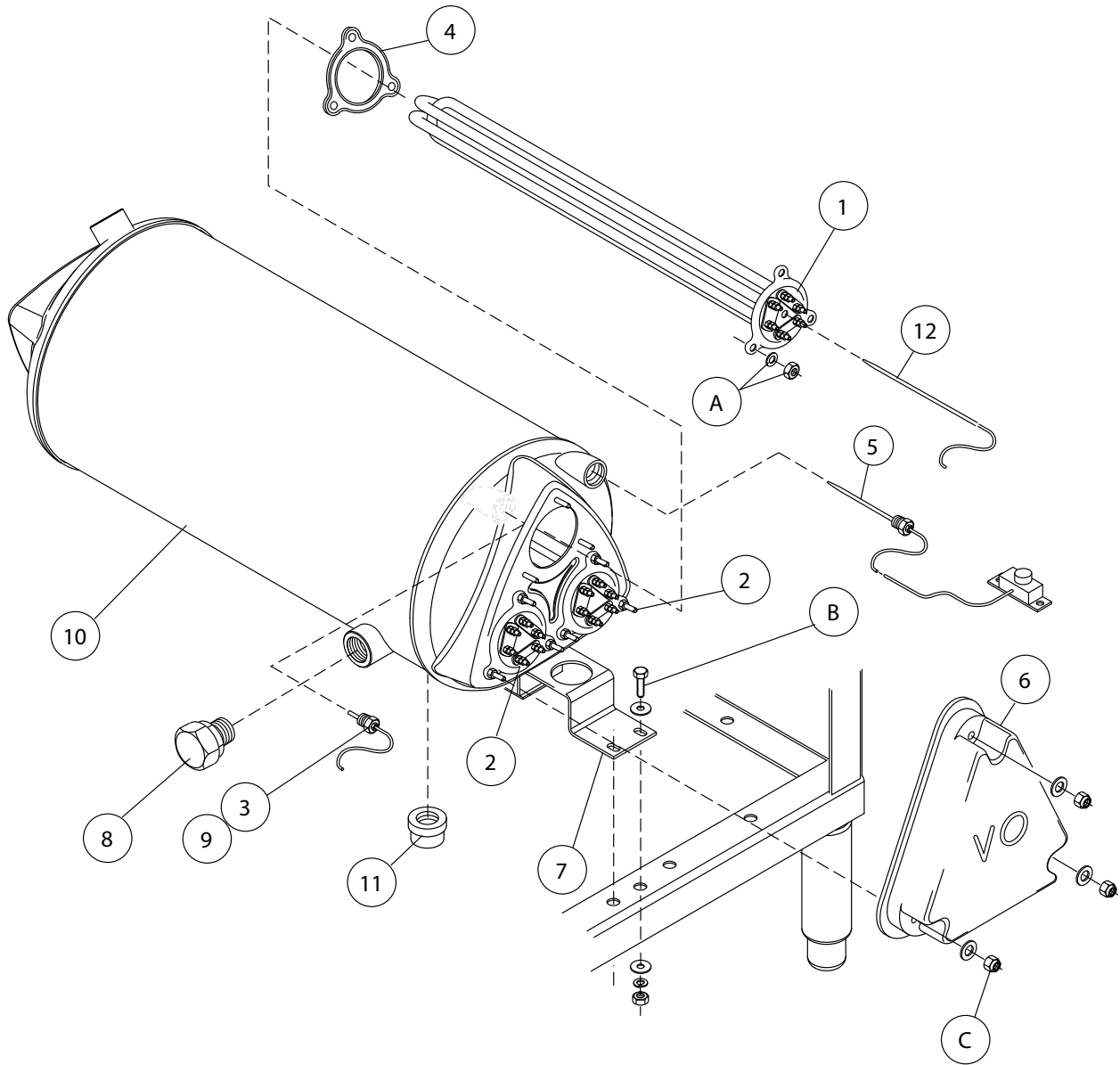
Note: The kit, P/N 116751, is shipped unmounted for field installation.

# Electric Wash Tank Heat



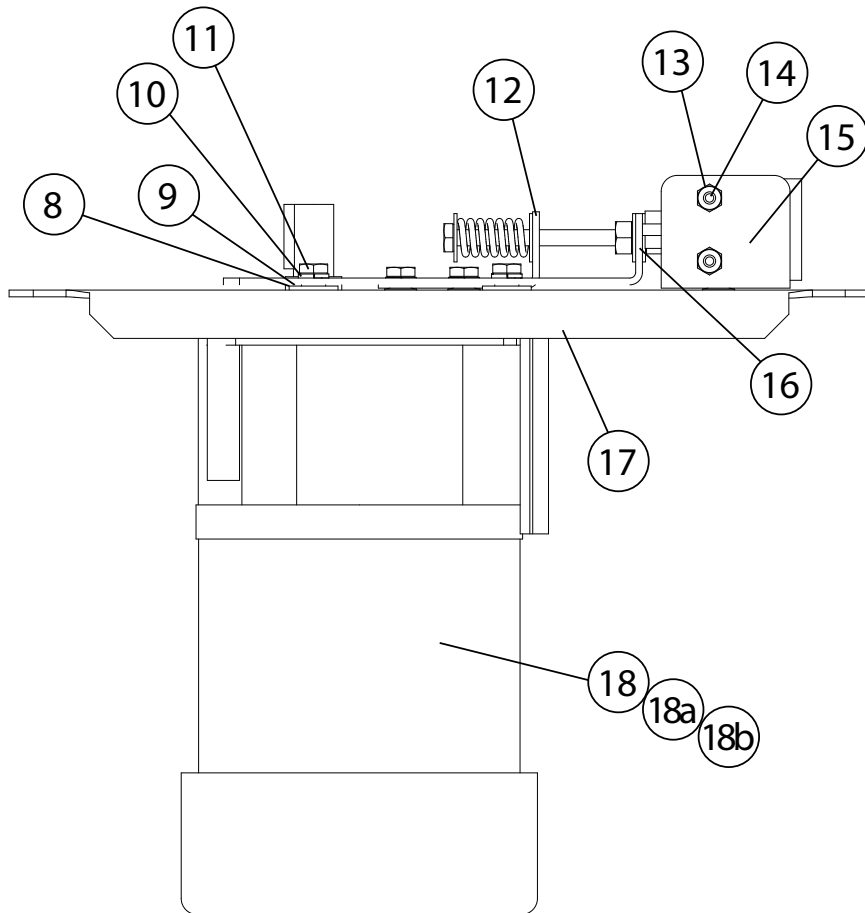
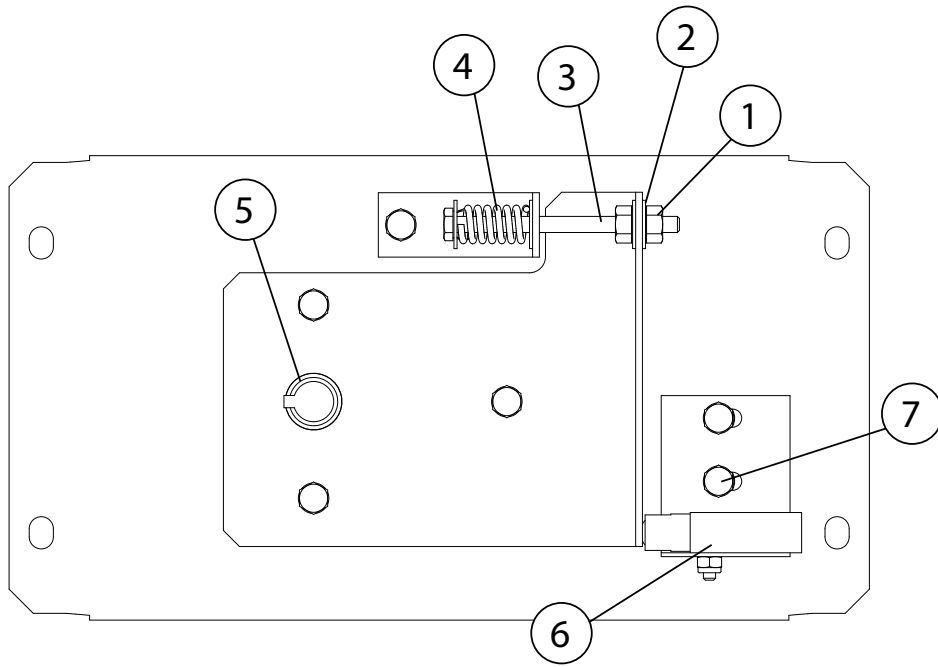
Item No.	Part No.	Description	Qty.
1	113516	HEATER, 15/18KW 200-220V/60/1 & 3, 380V/60/3	1
---	113517	HEATER, 15/16/3 KW 230-240V/60/1 & 3 400-415V/60/3	1
---	113518	HEATER, 15/16.3 KW 460-480V/60/3	1
---	113519	HEATER, 15KW, 575V/60/3	1
2	100153	BOLT, 3/18-16 X 1" HEX HEAD SST	4
3	104618	WASHER, FLAT 3/8" SST	8
4	108345	GASKET, 3" X 3" X 1/8", 2" HOLE	1
5	106407	WASHER, LOCK 3/8" SPLIT SST	4
6	100140	NUT, PLAIN 3/8-16 SST	4

# Electric Booster



Item No.	Part No.	Description	Qty.
1	108580	HEATER, 9KW 208/240/200/220V	1
---	116624	HEATER, 9 KW 220V/60/3 CENTER WELL	1
---	116625	HEATER, 9 KW 240V/60/3 CENTER WELL	1
---	116626	HEATER, 9KW 480/60/3 CENTER WELL	1
---	108579	HEATER, 9KW 480V/60/3	1
---	116627	HEATER, 9KW 575V/60/3 CENTER WELL	1
2	107909	HEATER, 6/8KW 208/240/200/220V	2
---	114031	HEATER, 6KW 480/60/3	2
---	114032	HEATER, 6KW 575/60/3	2
3	116572	THERMISTOR, 10k $\Omega$ , (PRIOR TO SN RP18021381)	1
4	109985	SEAL, HEATER FLANGE	3
5	110561	THERMOSTAT, HIGH LIMIT FIXED 240°F	1
6	108576	COVER, BOOSTER	1
7	328254	BRACKET, FRONT BOOSTER	1
8	102505	PLUG, 3/4" NPT BRASS	1
9	0512299	ADAPTER (PRIOR TO SN RP18021381)	1
10	337634	TANK, BOOSTER (PRIOR TO SN RP18021381)	1
---	414331	TANK, BOOSTER (Begin w/SN RP18021381)	1
11	100113	CAP, 3/4" NPT SST	1
12	116754	THERMISTOR, 10k $\Omega$ , 6" PROBE (Begin w/SN RP18021381)	1
A	HEATER FASTNERS (QTY. PER HEATER)		
	100003	NUT, PLAIN 1/4-20 SST	3
	106482	WASHER, LOCK 1/4" SPLIT	3
B	BOOSTER TANK FASTENERS		
	100739	BOLT, 5/16-18 X 3/4" HEX HEAD SST	4
	106013	WASHER, LOCK 5/16" SPLIT SST	4
	100142	NUT, GRIP 5/16" W/NYLON INSERT	4
C	HEATER COVER FASTENERS		
	100141	NUT, GRIP 1/4-20 W/NYLON INSERT	3
	106026	WASHER, FLAT 1/4"	3

Drive Motor and Jam Switch- Prior to S/N RP19021856





Drive Motor and Jam Switch - Prior to S/N RP19021856

Item No.	Part No.	Description	Qty.
1	100154	NUT, PLAIN HEX, 5/16-18 SST	2
2	102376	WASHER, FLAT 5/16"	4
3	113704	BOLT, HEX HEAD, 5/16-18 X 3-1/2" SST	1
4	113702	SPRING	1
5	113703	BUSHING, 3/4" X 7/8" X 3/8" X 1-1/8" FLG	1
6	0509199	SWITCH, DRIVE MOTOR	1
7	100734	BOLT, HEX HEAD, 1/4-20 X 1/2" SST	4
8	113700	BUSHING, 3/8" X 3/4" X 1/16" THRUST	3
9	113701	BUSHING, 1/4" X 3/8" X 1/2" FLG	3
10	106482	WASHER, LOCK, 1/4" SPLIT	7
11	100738	BOLT, HEX HEAD, 1/4-20 X 1" SST	3
12	327919	BRACKET, MOTOR SPRING MTG.	1
13	107966	NUT, HEX GRIP, 10-32 SST W/NYLON INSERT	2
14	100767	SCREW, ROUND HEAD, 10-32 X 3/4" SST	2
15	337330	BRACKET, MOTOR JAM SWITCH MOUNTING	1
16	337063	PLATE, DRIVE MOTOR TORQUE, SST	1
17	337062	BRACKET, CONTINUAL DRIVE MTR. SUPPORT	1
18	116533	GEARMOTOR, 1/6HP, MV/3PH, 16 RPM	A/R
18a	116749	GEARMOTOR, 1/6HP, 575/3PH, 16 RPM	A/R
18b	116682	GEARMOTOR, 1/6HP, 208-240/1PH, 16 RPM	A/R

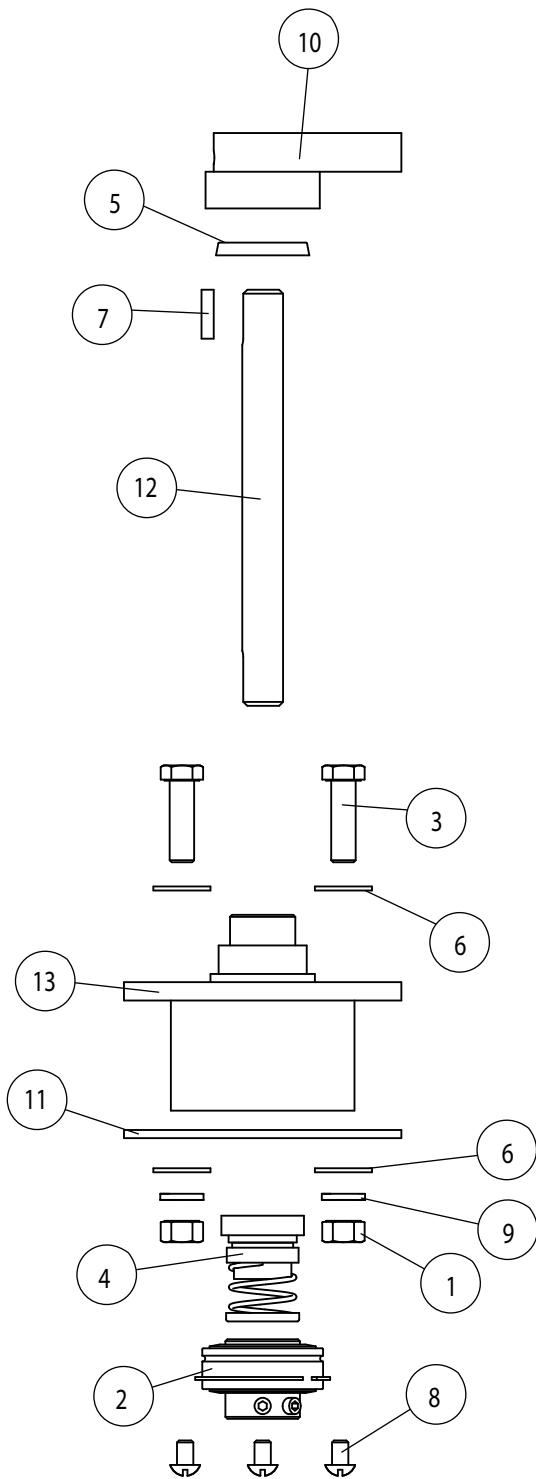
NOTE: I

TEMS 1-16 USED PRIOR TO S/N RP18021381 AND REPLACED BY  
P/N 116802, CURRENT TRANSFORMER BEGINNING WITH S/N RP18021381

ITEM 17:

P/N 337062 REPLACED BY P/N 338708 BEGINNING WITH S/N RP18021381  
P/N 116802, CURRENT TRANSFORMER NOW USED IN CONTROL CABINET.

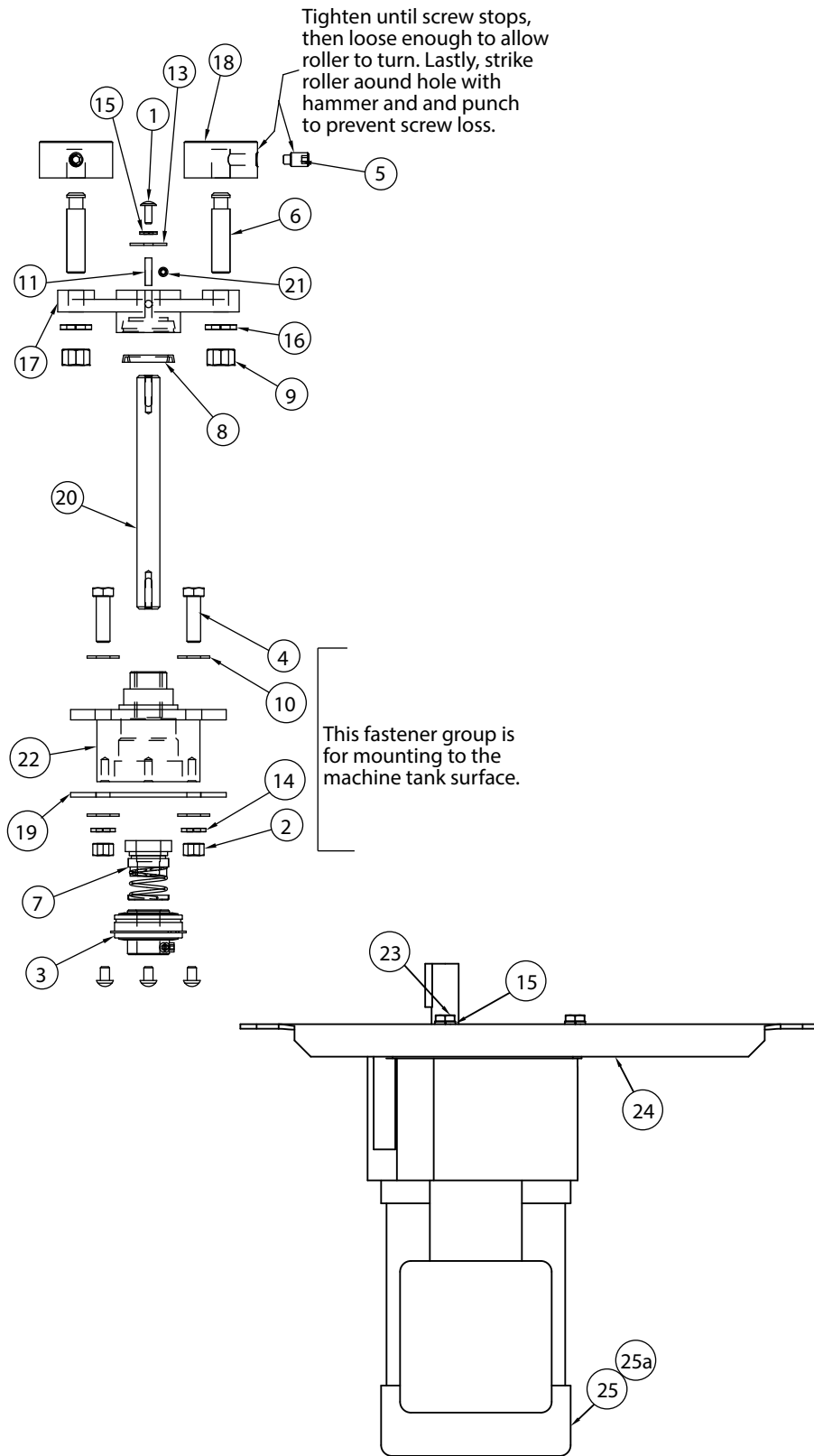
Conveyor Continual Drive Arm - Prior to S/N RP19021856



Conveyor Continual Drive Arm - Prior to S/N RP19021856

Item No.	Part No.	Description	Qty.
1	100140	NUT, HEX PLAIN 3/8-16 SST	4
2	100382	BEARING, RACK DRIVE	1
3	100746	BOLT, HEX HEAD 3/18-16 X 1-1/4" SST	4
4	102244	SEAL 5/8"	1
5	103180	WIPER RING, CRANK	1
6	104618	WASHER, FLAT 3/8"	8
7	104916	KEY, 3/16" X 3/16" X 3/4" SST	1
8	104923	SCREW, ROUND HEAD, 1/4-20 X 3/8" SST	4
9	106407	WASHER, LOCK 3/8" SPLIT SST	4
10	206300	CRANK, DRIVE	1
11	206303	GASKET	1
12	207430	SHAFT, DRIVE	1
13	B1074-1	BEARING, HOUSING	1

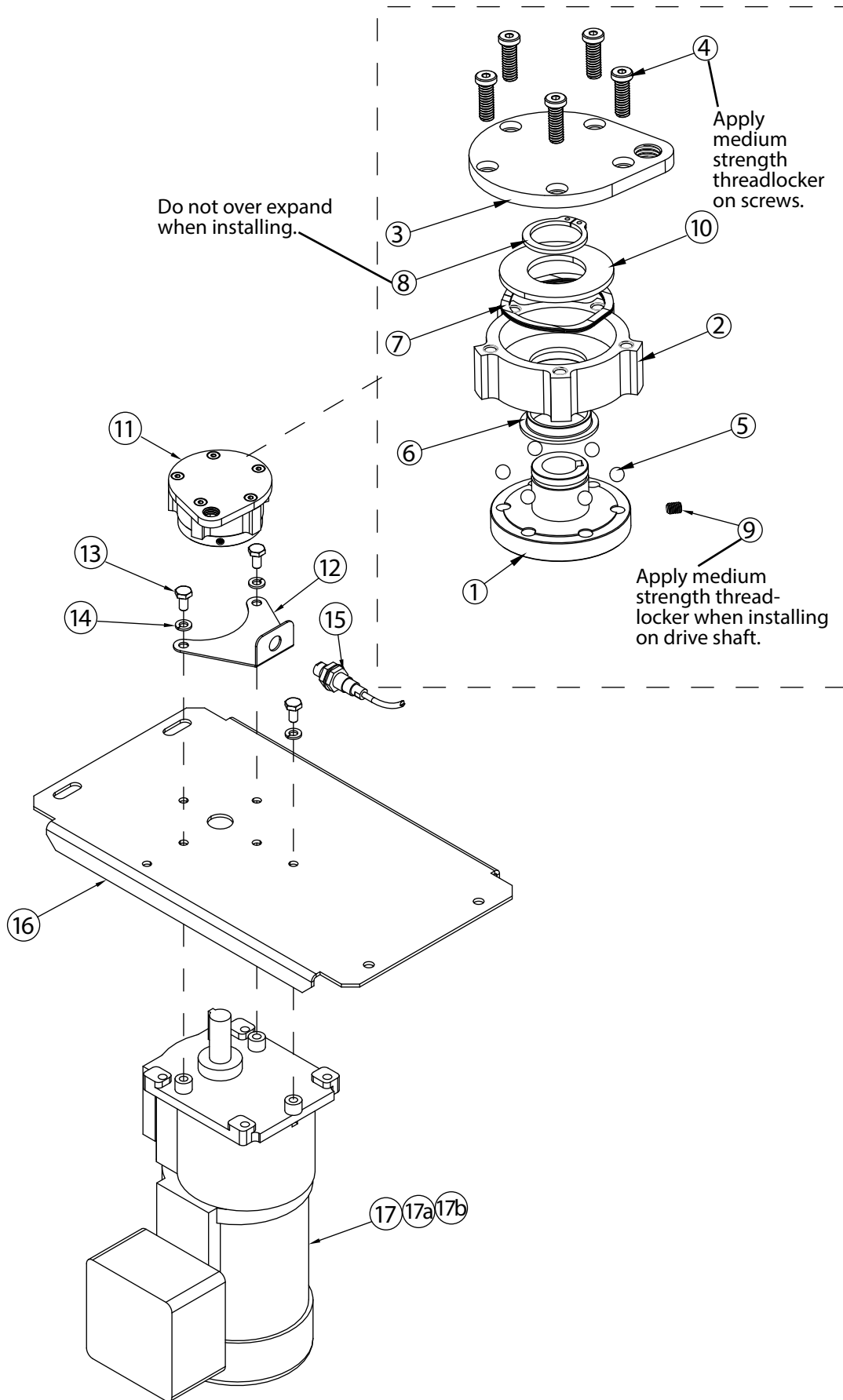
# Continual Drive Assembly - Beginning with S/N RP19021856



Continual Drive Assembly - Beginning with S/N RP19021856

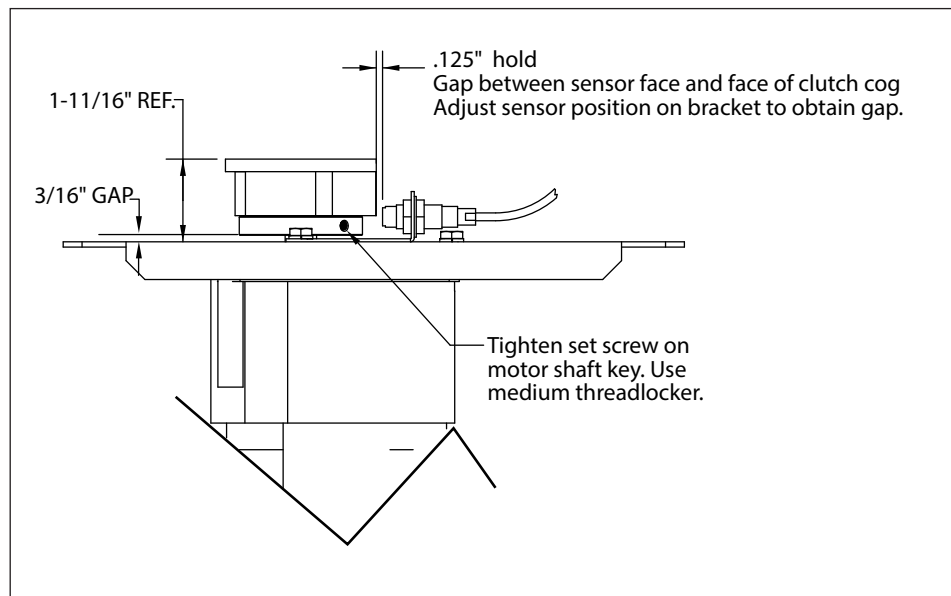
Item No.	Part No.	Description	Qty.
1	100097	SCREW, TRUSS HEAD, 10-32 X 1/2" SST	1
2	100140	HEX PLAIN NUT, 3/8-16 SST	4
3	100382	BEARING, RACK, DRIVE	1
4	100746	BOLT, HEX HEAD, 3/8-16 X 1-1/4" SST	4
5	100769	SCREW SET 3/8-16 X 3-4, DOG POINT	2
6	100868	ROLLER, STUD, CROSSHEAD	2
7	102244	SEAL, 5/8", 2-PIECE	1
8	103180	WIPER RING, CRANK, RACKS	1
9	104584	HEX PLAIN NUT, 1/2-13 SST	2
10	104618	WASHER, FLAT 3/8" SST	8
11	104916	KEY, 3/16" X 3/16" X 3/4" SST	1
12	104923	SCREW, ROUND HEAD, 1/4-20 X 3/8" SST	4
13	104925	WASHER, FLAT, 1/4" SST	1
14	106407	WASHER, LOCK, 3/8" SPLIT, SST	4
15	106482	WASHER, LOCK 1/4" SPLIT, SST	2
16	107589	WASHER, LOCK, 1/2" SPLIT, SST	1
17	116932	DRIVE, CRANK CASTING	2
18	202381	ROLLER, CROSSHEAD, RACK MACHINE	2
19	206303	GASKET, BEARING HOUSING	1
20	207430	SHAFT, DRIVE, V2 RACK	1
21	0501395	SET SCREW, 1/4-20 X 5/16" SST	1
22	B1074-1	BEARING, HOUSING, WITH BUSHING	1
23	100734	BOLT, HEX HEAD, 1/4-20 X 1/2" SST	3
24	339371	BRACKET, CONTINUAL DRIVE MTR. SUPPORT, 2-T	1
25	116533	GEARMOTOR, 1/6HP, MV/3PH, 16 RPM	A/R
25a	116749	GEARMOTOR, 1/6HP, 575/3PH, 16 RPM	A/R
25b	116682	GEARMOTOR, 1/6HP, 208-240/1PH, 16 RPM	A/R

# Clutch Style Continual Drive Assembly - Beginning with S/N RP20012421

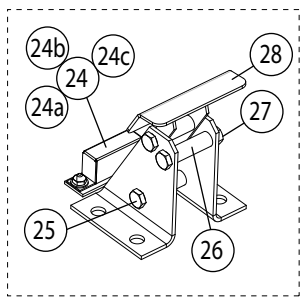
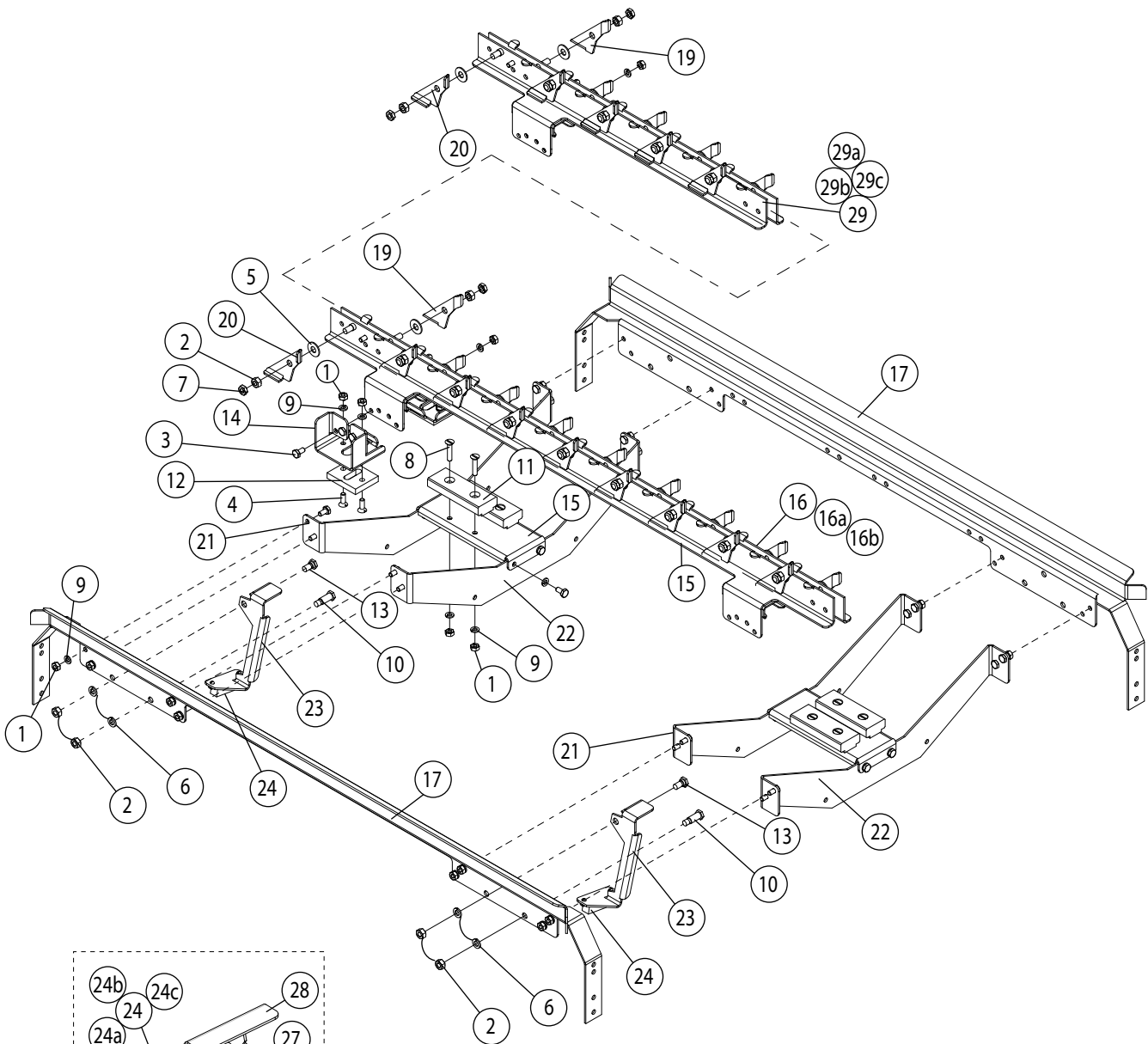


## Clutch Style Continual Drive Assembly - Beginning with S/N RP20012421

Item No.	Part No.	Description	Qty.
1	117044	DRIVE CLUTCH, LOWER HUB	1
2	117045	DRIVE CLUTCH, OUTER HUB	1
3	117046	CLUTCH LINKAGE	1
4	117050	LOW PROFILE BOLT, 1/4-20	5
5	117051	.250" STAINLESS STEEL BALL	6
6	117052	GFI-1618-04 IGUS BEARING	1
7	117109	SMALLEY WAVE SPRING	1
8	117110	HEAVY DUTY RETAINING SPRING	1
9	117111	10-32 SS NON-MARING SET SCREW	1
10	339623	PRO-DRIVE CLUTCH SPRING RETAINER	1
11	454231	PRO DRIVE CLUTCH	1
12	339377	DRIVE CLUTCH SENSOR BRACKET	1
13	100734	BOLT, HEX HEAD, 1/4-20 X 1/2" SST	3
14	106482	WASHER, LOCK, 1/4" SPLIT SST	3
15	117108	SENSOR, PROXIMITY	1
16	338708	BRACKET, CONTINUAL DRIVE MTR. SUPPORT	1
17	116533	GEARMOTOR, 1/6HP, MV/3PH, 16 RPM	A/R
17a	116749	GEARMOTOR, 1/6HP, 575/3PH, 16 RPM	A/R
17b	116682	GEARMOTOR, 1/6HP, 208-240/1PH, 16 RPM	A/R



Pawl Bar and Tracks - Prior to S/N 19021856

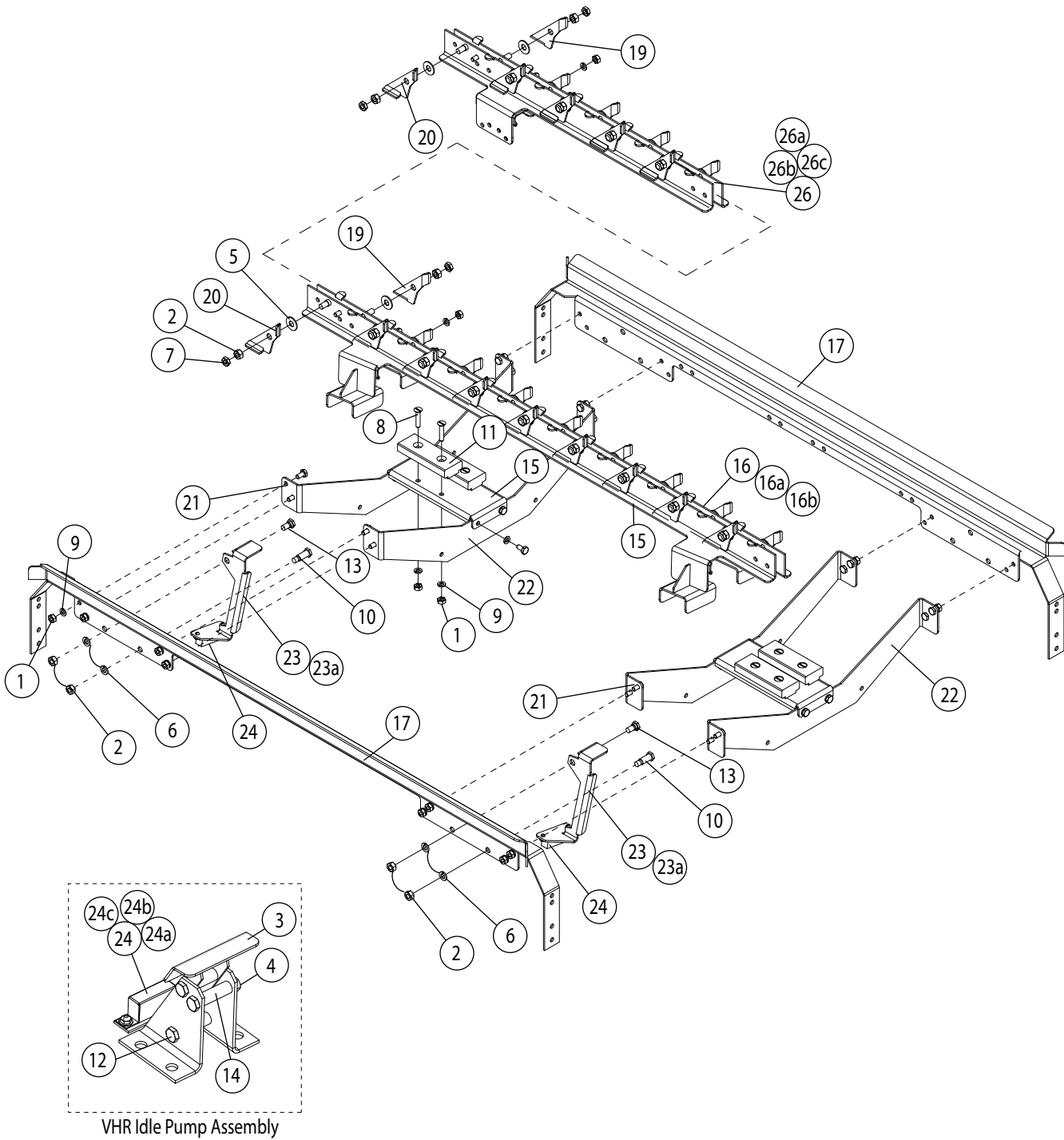


VHR Idle Pump Assembly



Item No.	Part No.	Description	Qty.
1	100003	HEX, PLAIN NUT, 1/4-20 SST	36
2	100154	HEX, PLAIN NUT, 5/16-18 SST	22
3	100734	BOLT, HEX HEAD, 1/4-20 X 1/2" SST	32
4	100756	SCREW, FLAT HEAD, 1/4-20 X 3/4" SST	4
5	104618	WASHER, FLAT 3/8 SST	18
6	106013	WASHER, LOCK 5/16, SPLIT SST	4
7	106198	HEX, PLAIN JAM NUT, 5/16-18 SST	18
8	106474	SCREW, FLAT HEAD, 1/4-20 X 1-1/4" SST	8
9	106482	WASHER, LOCK 1/4" SPLIT SST	44
10	113692	SCREW, 3/8" X 3/4" X 5/16-18 SHOULDER, SST	2
11	116333	BEARING BLOCK, UHMW	4
12	116334	BEARING , PAWL BAR SLOT	2
13	116470	SCREW, 3/8" X 1/8" X 5/16-18 SST	2
14	338018	RETAINER, SLOT BEARING	2
15	337303	CROSSRAIL, BEARING MOUNT	2
16	NLA	PAWL BAR, 44PRO-VHR, RH	1
16a	NLA	PAWL BAR, 44PR0 LH	1
16b	NLA	PAWL BAR, 44PRO-VHR, LH	1
17	337078	TRACK	2
18	NLA	PAWL BAR, 44PR0 RH	1
19	337602-1	PAWL	A/R
20	337602-2	PAWL	A/R
21	337302	CROSSRAIL, SUPPORT LH	2
22	337302	CROSSRAIL, SUPPORT RH	2
23	338180-1	IDLE PUMP/FINAL RINSE LEVER LR (Includes Item 24)	2
23a	338180-2	IDLE PUMP/FINAL RINSE LEVER RL	2
24	113937	MAGNET	1
24a	104883	SCREW, 6-32 X 3/8" ROUND HEAD SST	2
24b	104971	NUT, GRIP 6-32 SST	2
24c	107033	WASHER, FLAT	2
25	107999	BOLT, HEX HEAD 1/4-20 X 1-3/4" SST	3
26	105303	SPACER, SST	3
27	100141	HEX GRIP, NUT 1/4-20 CTR. LOCK SST	3
28	337720	WELDMENT, SWITCH	1
29	420346	22" PAWL BAR ASSY., RH	1
29a	420347	22" PAWL BAR ASSY., LH	1
29b	420348	22" PAWL BAR ASSY., RH VHR	1
29c	420349	22" PAWL BAR ASSY., LH VHR	1
---	113719	SWITCH, REED (NOT SHOWN)	1

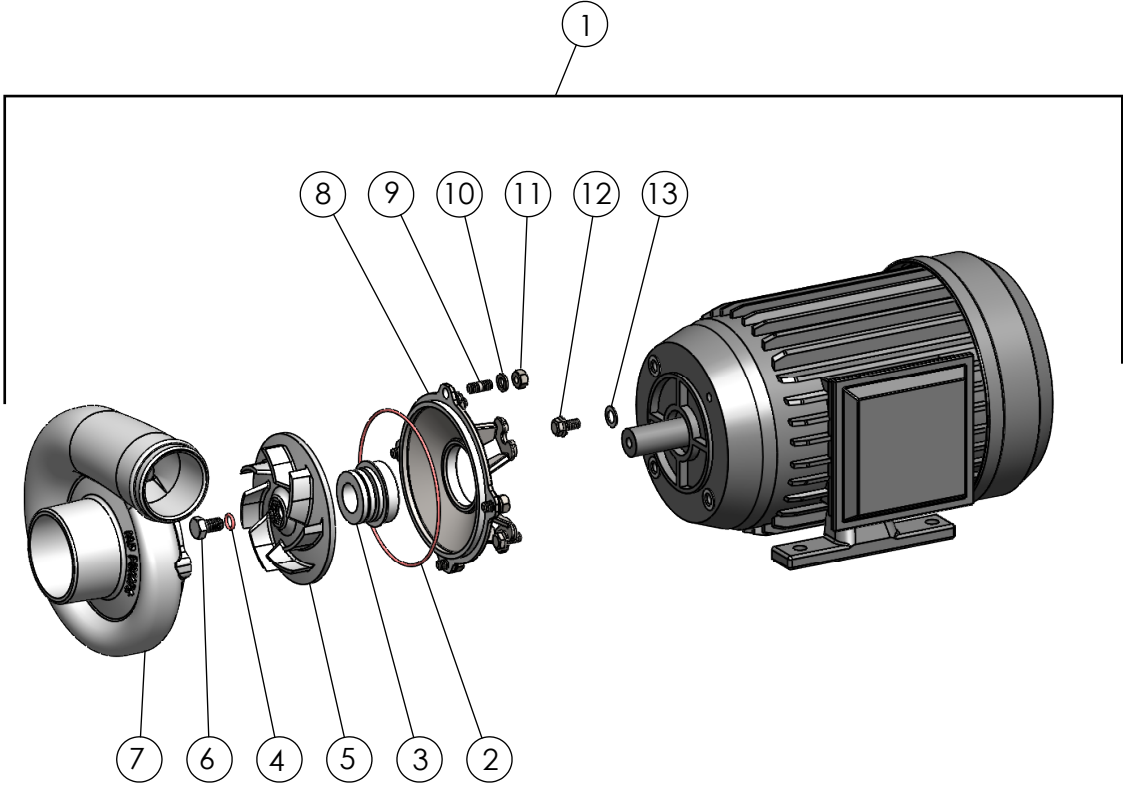
# Pawl Bar and Tracks -Beginning with S/N 19021856



Pawl Bar and Tracks - Beginning with S/N 19021856

Item No.	Part No.	Description	Qty.
1	100003	HEX, PLAIN NUT, 1/4-20 SST	36
2	100154	HEX, PLAIN NUT, 5/16-18 SST	22
3	337720	WELDMENT, SWITCH	1
4	100141	HEX GRIP, NUT 1/4-20 CTR. LOCK SST	3
5	104618	WASHER, FLAT 3/8 SST	18
6	106013	WASHER, LOCK 5/16, SPLIT SST	4
7	106198	HEX, PLAIN JAM NUT, 5/16-18 SST	18
8	106474	SCREW, FLAT HEAD, 1/4-20 X 1-1/4" SST	8
9	106482	WASHER, LOCK 1/4" SPLIT SST	44
10	113692	SCREW, 3/8" X 3/4" X 5/16-18 SHOULDER, SST	2
11	116333	BEARING BLOCK, UHMW	4
12	116334	BEARING , PAWL BAR SLOT	2
13	116470	SCREW, 3/8' X 1/8" X 5/16-18 SST	2
14	105303	SPACER, SST	3
15	337303	CROSSRAIL, BEARING MOUNT	2
16	420923	PAWL BAR, 44PRO-VHR, RH	1
16a	420922	PAWL BAR, 44PRO LH	1
16b	420924	PAWL BAR, 44PRO-VHR, LH	1
17	337078	TRACK	2
18	420519	PAWL BAR, 44PRO RH	1
19	337602-1	PAWL	A/R
20	337602-2	PAWL	A/R
21	337302	CROSSRAIL, SUPPORT LH	2
22	337302	CROSSRAIL, SUPPORT RH	2
23	338180-1	IDLE PUMP/FINAL RINSE LEVER LR (Includes Item 24)	2
23a	338180-2	IDLE PUMP/FINAL RINSE LEVER RL	2
24	113937	MAGNET	1
24a	104883	SCREW, 6-32 X 3/8" ROUND HEAD SST	2
24b	104971	NUT, GRIP 6-32 SST	2
24c	107033	WASHER, FLAT	2
25	107999	BOLT, HEX HEAD 1/4-20 X 1-3/4" SST	3
26	420346	22" PAWL BAR ASSY., RH	1
26a	420347	22" PAWL BAR ASSY., LH	1
26b	420348	22" PAWL BAR ASSY., RH VHR	1
26c	420349	22" PAWL BAR ASSY., LH VHR	1
---	113719	SWITCH, REED (NOT SHOWN)	1

Wash/Prewash Pump and Motor



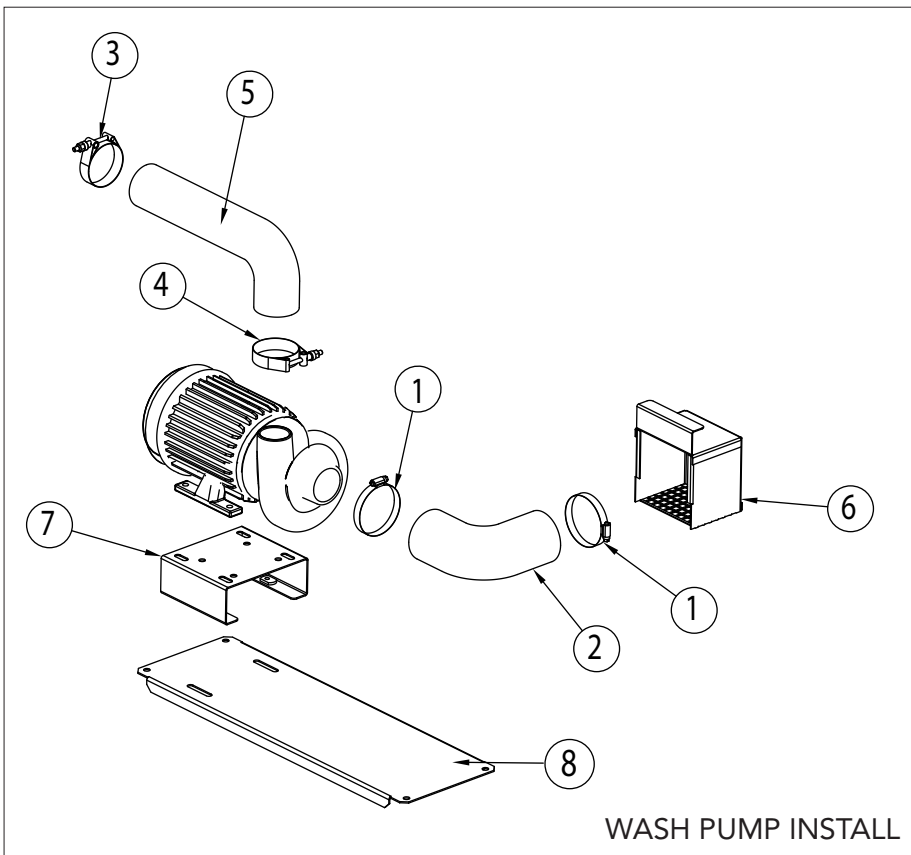
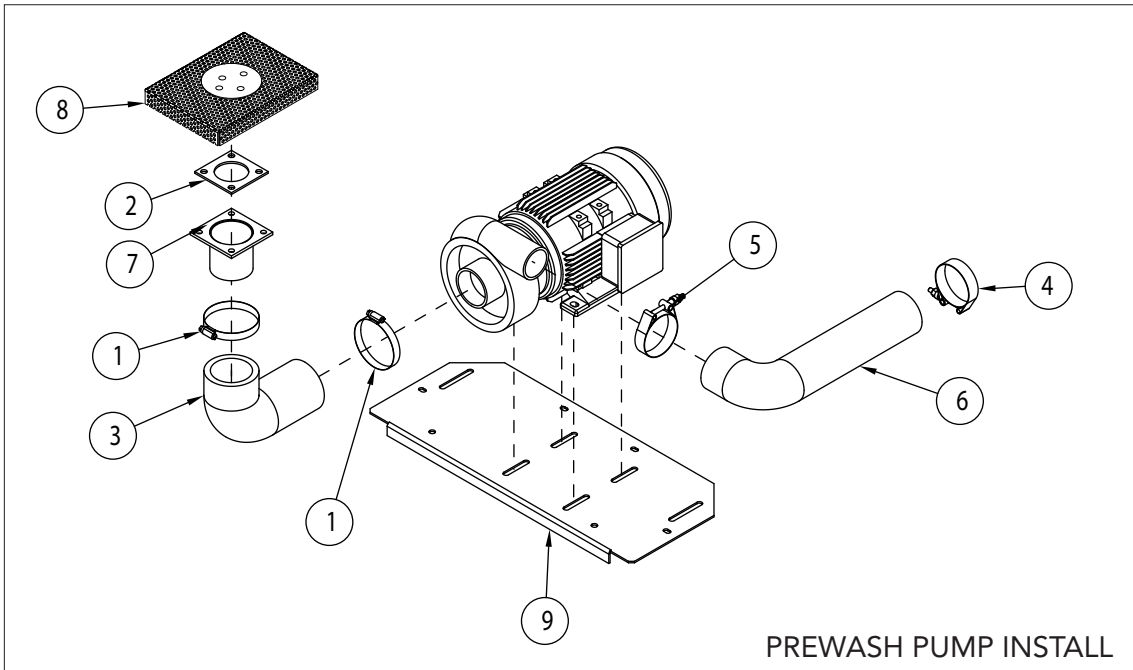
Wash/Prewash Pump and Motor

Item No.	Part No.	Description	Qty.
1*	116520	PREWASH PUMP/MOTOR 1HP, MV/3, COMPLETE	1
---	116680	PREWASH PUMP/MOTOR 1HP, 208/60/1, COMPLETE	1
---	116752	36" PREWASH/PUMP/MOTOR, 2HP MV/3, COMPLETE	1
---	116521	WASH PUMP/MOTOR, 2HP, MV/3, COMPLETE	1
---	116681	WASH PUMP/MOTOR, 1HP 208/60/1, COMPLETE	1
---	116744	PREWASH PUMP/MOTOR 1HP, 575/60/3, COMPLETE	1
---	116745	WASH PUMP/MOTOR 2HP, 575/60/3, COMPLETE	1
2	116729	O-RING, HOUSING	1
3	116730	SEAL	1
4	116757	O-RING, IMPELLER	1
5	116734	IMPELLER, PREWASH PUMP	1
---	116735	IMPELLER, WASH PUMP	1
6	116736	BOLT, M8 X 14 LH	1
7	116737	HOUSING, PUMP	1
8	116738	PLATE, ADAPTER	1
9	116739	STUD, 1/4-20	4
10	116740	WASHER, LOCK 1/4"	4
11	116741	NUT, HEX HEAD 1/4-20	4
12	116742	BOLT	4
13	116743	WASHER	A/R

\* INCLUDES ITEMS 2-13

---	901120	KIT, REPLACEMENT PARTS FOR 1HP PUMP	A/R
---	901121	KIT, REPLACEMENT PARTS FOR 2HP PUMP	A/R
---	116868	MOTOR ONLY, 208/240/480/60/3	A/R
---	116869	MOTOR ONLY, 575/60/3	A/R

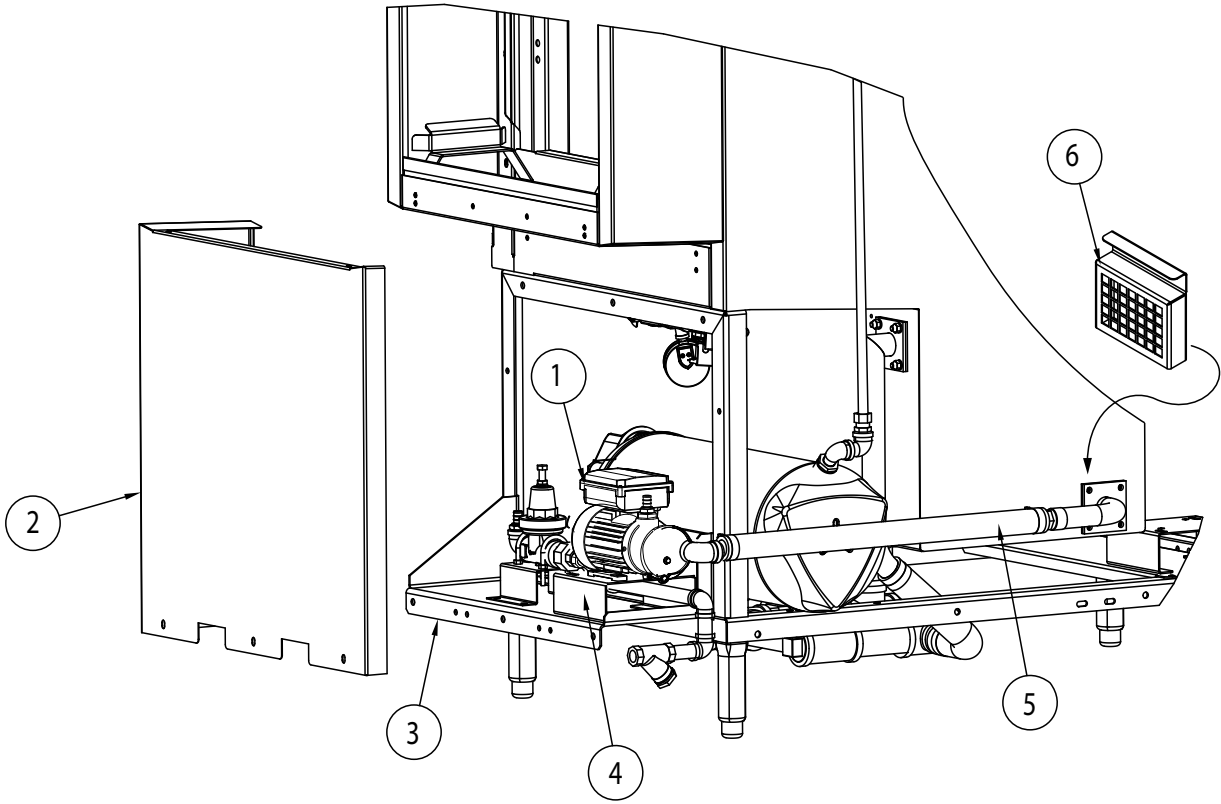
## Pump Installations



Item No.	Part No.	Description	Qty.
PREWASH INSTALL			
1	104203	CLAMP, HOSE M52 GEAR-TYPE SST	2
2	108345	GASKET	1
3	109562	HOSE, PUMP SUCTION	1
4	110858	HOSE CLAMP, HIGH PRESSURE	1
5	111964	HOSE CLAMP, HIGH PRESSURE	1
6	113731	HOSE, PUMP DISCHARGE	1
7	307995	FLANGE, SUCTION	1
8	324580	SCREEN, SUCTION	1
9	337209	PLATE, PUMP MOTOR SUPPORT 22PRO	1

WASH INSTALL			
1	104203	CLAMP, HOSE M52 GEAR-TYPE SST	2
2	110372	HOSE, PUMP SUCTION	1
3	110858	HOSE CLAMP, HIGH PRESSURE	1
4	111964	HOSE CLAMP, HIGH PRESSURE	1
5	113731	HOSE, PUMP DISCHARGE	1
6	319742	HOOD, PUMP SUCTION	1
7	337060	BRACKET, PUMP MOTOR SUPPORT	1
8	337068	PLATE, PUMP MOTOR SUPPORT	1

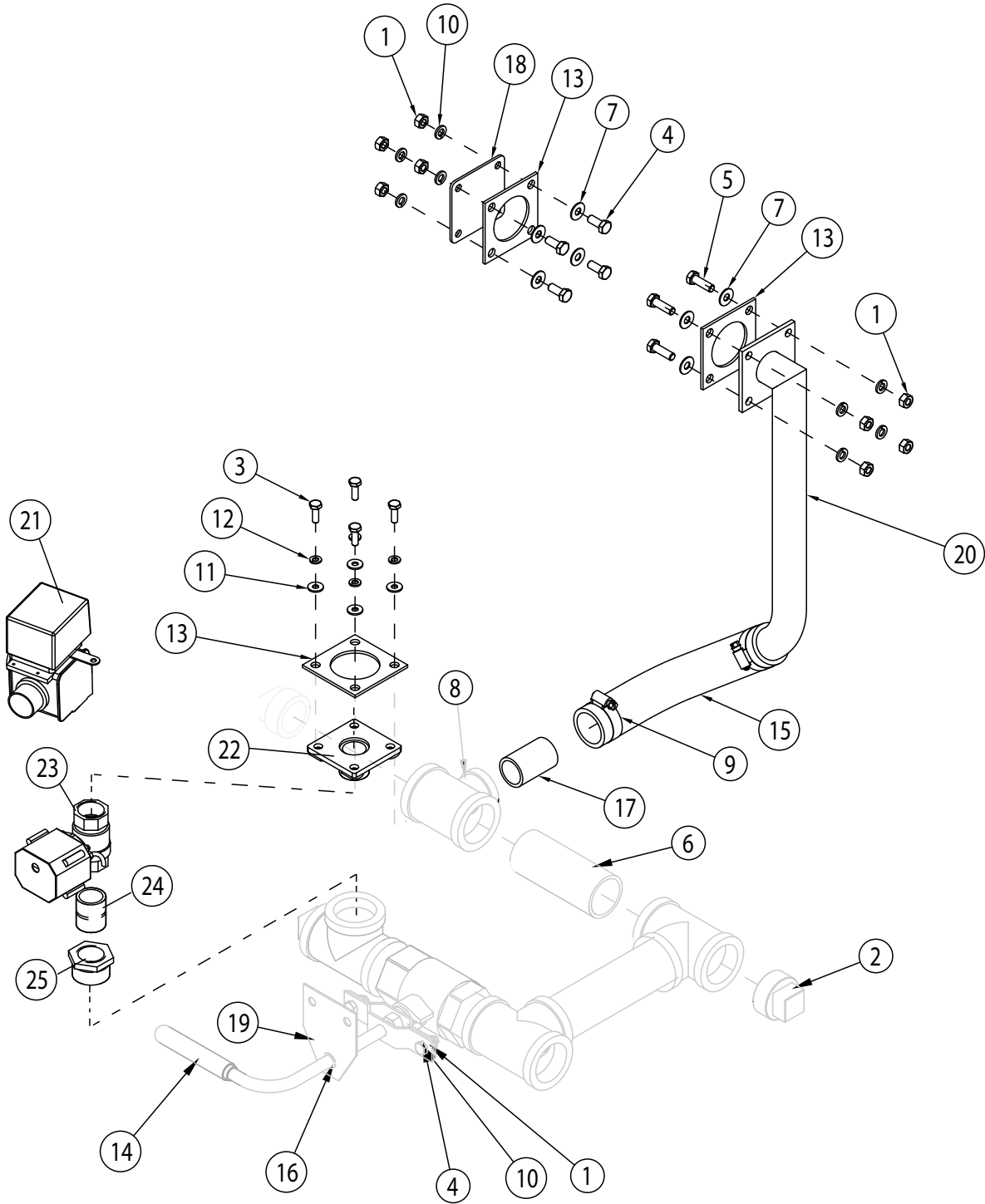
VHR Recirculation Pump Install





Item No.	Part No.	Description	Qty.
VHR RECIRCULATION PUMP			
1	116800	VHR RECIRC PUMP/MOTOR 115V/60/1 ONLY AVAILABLE AS A COMPLETE ASSEMBLY	1
2	337332	PANEL, RECIRC PUMP COVER	1
3	337331	BASE, RECIRC PUMP	1
4	337060	BRACKET, PUMP SUPPORT	1
5	207560	HOSE, SUCTION VHR 1" ID X 23" LG. RED	1
6	337674	STRAINER, RECIRC PUMP SUCTION	1

# 44 PRO without Prewash Drain Assembly



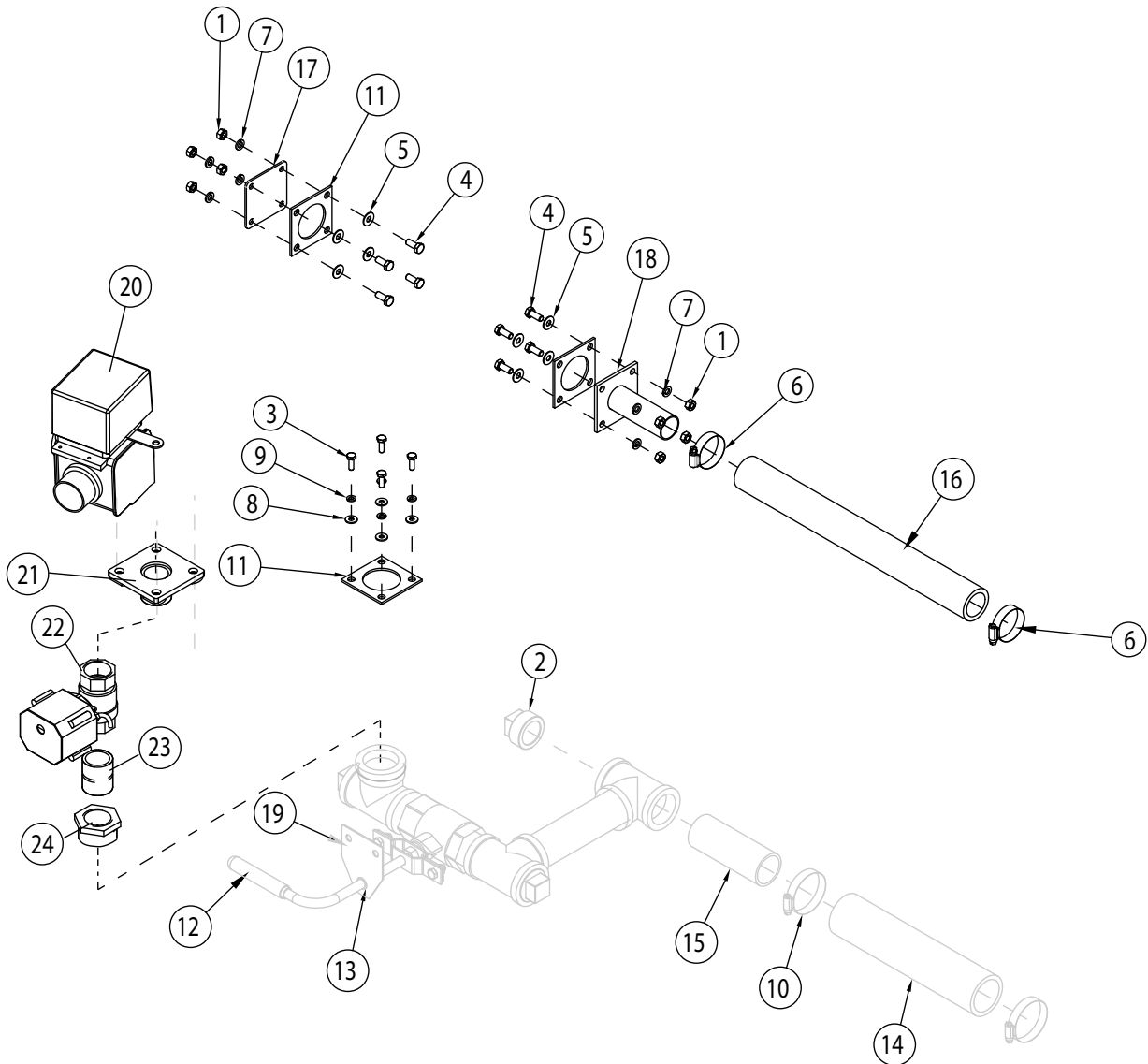
44 PRO without Prewash Drain Assembly

Item No.	Part No.	Description	Qty.
1	100154	HEX, PLAIN NUT, 5/16-18 SST (Prior to S/N RP1807160)	8
2	100587	PLUG, 1-1/2" NPT, SQ. HEAD GALV. (Prior to SN RP1807160)	2
3	100736	BOLT, HEX HEAD, 1/4-20 X 3/4" SST	4
4	100739	BOLT, HEX HEAD 5/16-18 X 3/4" SST	4
5	100740	BOLT, HEX HEAD 5/16-18 X 1" SST	4
6	101845	NIPPLE, 1- 1/2" NPT X 4-1/2" LG. GALV.	1
7	102376	WASHER, FLAT 5/16"	8
8	102543	TEE, 1-1/2" NPT X 1-1/2" NPT 1-1/2"NPT X 1" NPT GALV.	1
9	105993	CLAMP, HOSE M20 GEAR-TYPE SST	2
10	106013	WASHER, LOCK 5/16" SPLIT, SST (Prior to S/N RP1807160)	8
11	106026	WASHER, FLAT 1/4" SST	4
12	106482	WASHER, LOCK 1/4" SPLIT SST	4
13	108345	GASKET	3
14	114185	GRIP, DRAIN HANDLE (Prior to S/N RP1807160)	1
15	116859	HOSE, OVERFLOW	1
16	114817	SLEEVE, BEARING , 1/2" DIA ROD, NYLON (Prior to S/N RP1807160)	1
17	204383	NIPPLE, TOE, 1" NPT X 2" LG. GALV.	1
18	314388-1	FLANGE, BLOCKOFF 12 GA.	1
19	337059	BRACKET, BALL VALVE HANDLE SUPPORT (Prior to SN RP1807160)	1
20	337954	OVERFLOW, WELDMENT	1
21	114471	VALVE, ELECTRIC (Prior to SN RP19062022)	1
(Beginning w/S/N RP19062022 and above)			
22	339423	FLANGE, DRAIN 1" MNPT SST	1
23	117014	VALVE, BALL 1" NPT BRASS. 110-230V ELECTRIC	1
24	100694	NIPPLE, 1" NPT X CLOSE SST	1
25	100535	BUSHING, REDUCING 1-1/4" X 1" NPT SST	1

NOTE:

GALVANIZED PIPING REPLACED BY CPVC. CPVC PIPING AND FITTINGS SUPPLIED BY OTHERS.

44 PRO with Prewash Drain Assembly - RL

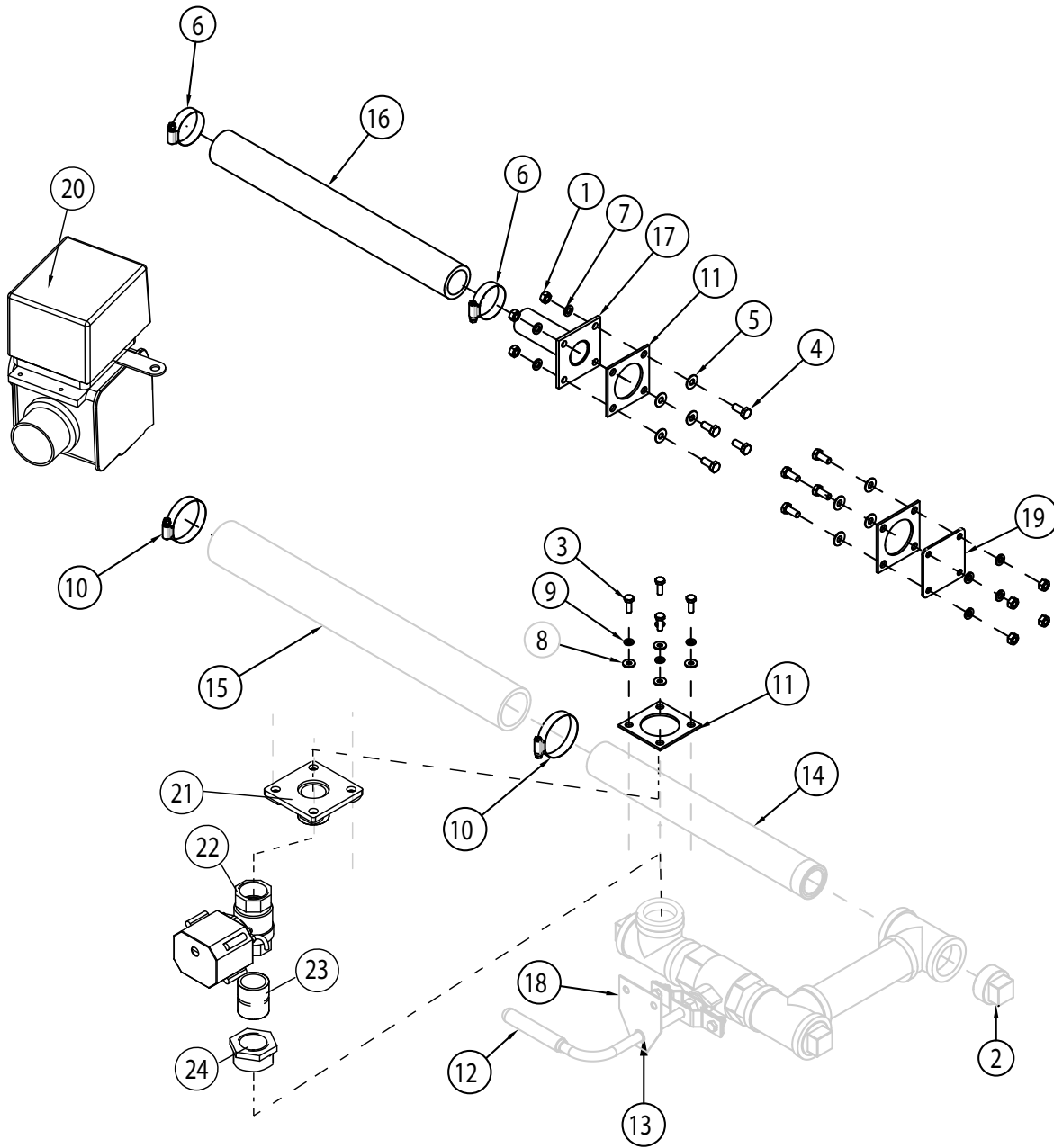


Item No.	Part No.	Description	Qty.
1	100154	HEX, PLAIN NUT, 5/16-18 SST	8
2	100587	PLUG, 1-1/2" NPT, SQ. HEAD GALV. (Prior to RP18071601)	1
3	100736	BOLT, HEX HEAD, 1/4-20 X 3/4" SST	4
4	100739	BOLT, HEX HEAD 5/16-18 X 3/4" SST	8
5	102376	WASHER, FLAT 5/16"	8
6	105993	CLAMP, HOSE M20 GEAR-TYPE SST	2
7	106013	WASHER, LOCK 5/16" SPLIT, SST	8
8	106026	WASHER, FLAT 1/4" SST	4
9	106482	WASHER, LOCK 1/4" SPLIT SST	4
10	107340	CLAMP, HOSE M28 GEAR-TYPE SST	2
11	108345	GASKET	3
12	114185	GRIP, DRAIN HANDLE (Prior to RP18071601)	1
13	114817	SLEEVE, BRG. , 1/2" DIA ROD, NYLON (Prior to RP18071601)	1
14	202869	HOSE, 1.7/8" ID X 10-1/2" LG.	1
15	204272	NIPPLE, TOE, 1-1/2" NPT X 5" LG. GA.	1
16	207216	HOSE, 1-3/8" ID X 17" LG. EPDM	1
17	314388-1	FLANGE, BLOCKOFF 12 GALV. (Prior to RP18071601)	1
18	334719	STUB, WELDMENT CROSSFLOW (Prior to RP18071601)	1
19	337059	BRACKET, BALL VLVE SUPPORT (Prior to RP18071601)	1
20	114471	VALVE, ELECTRIC (Prior to SN RP19062022)	1
(Beginning w/S/N RP19062022 and above)			
21	339423	FLANGE, DRAIN 1" MNPT SST	1
22	117014	VALVE, BALL 1" NPT BRASS. 110-230V ELECTRIC	1
23	100694	NIPPLE, 1" NPT X CLOSE SST	1
24	100535	BUSHING, REDUCING 1-1/4" X 1" NPT SST	1

## NOTE:

GALVANIZED PIPING REPLACED BY CPVC. CPVC PIPING AND FITTINGS SUPPLIED BY OTHERS.

44 PRO with Prewash Drain Assembly - LR

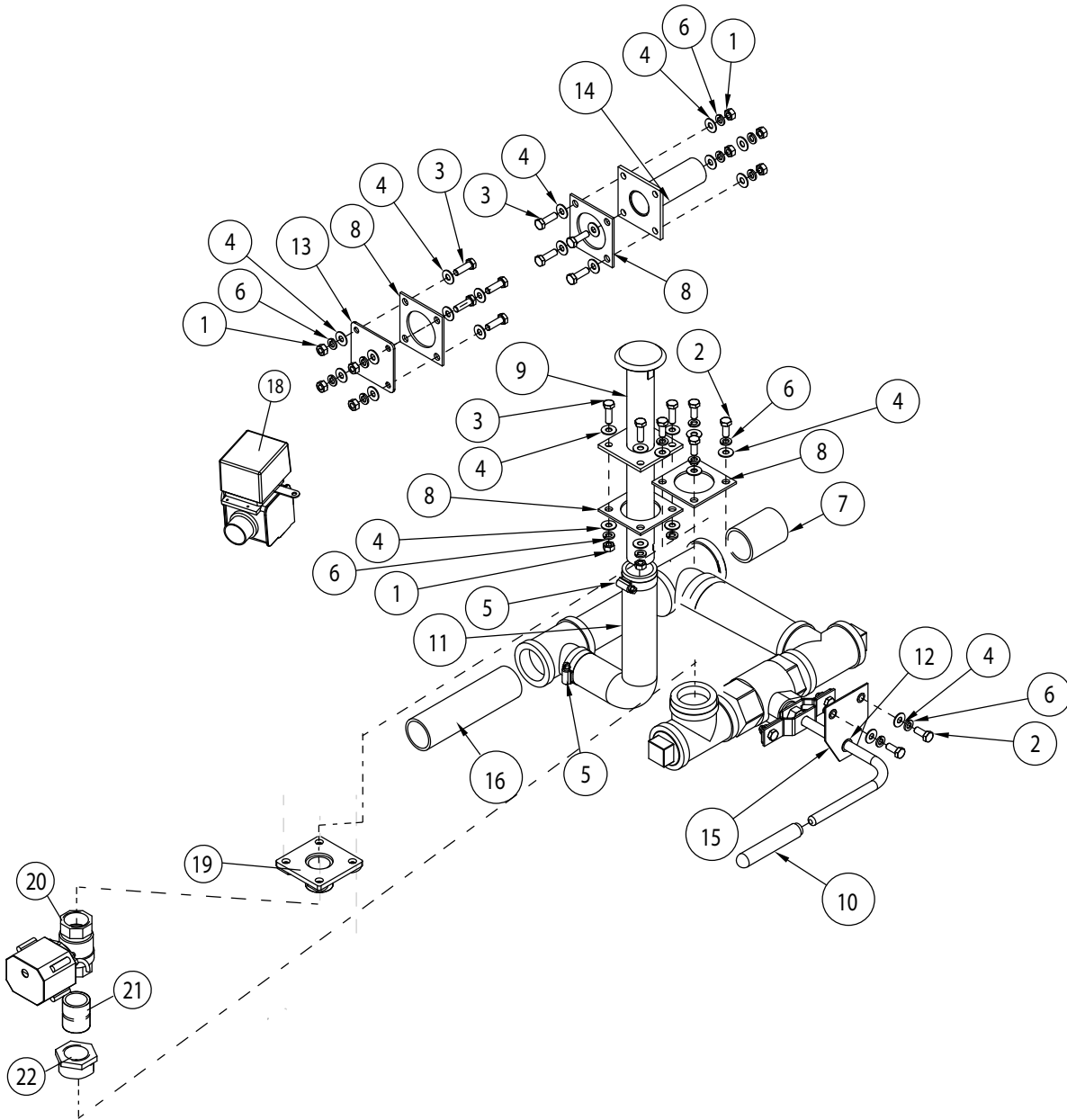


Item No.	Part No.	Description	Qty.
1	100154	HEX, PLAIN NUT, 5/16-18 SST	8
2	100587	PLUG, 1-1/2" NPT, SQ. HEAD GALV. (Prior to RP18071601)	1
3	100736	BOLT, HEX HEAD, 1/4-20 X 3/4" SST	4
4	100739	BOLT, HEX HEAD 5/16-18 X 3/4" SST	8
5	102376	WASHER, FLAT 5/16"	8
6	105993	CLAMP, HOSE M20 GEAR-TYPE SST	2
7	106013	WASHER, LOCK 5/16" SPLIT, SST	8
8	106026	WASHER, FLAT 1/4" SST	4
9	106482	WASHER, LOCK 1/4" SPLIT SST	4
10	107340	CLAMP, HOSE M28 GEAR-TYPE SST	2
11	108345	GASKET	3
12	114185	GRIP, DRAIN HANDLE (Prior to RP18071601)	1
13	114817	SLEEVE, BEARING , 1/2" DIA ROD, NYLON	1
14	203005	NIPPLE, TOE, 1-1/2" NPT X 15-1/2" LG. GALV.	1
15	205248	HOSE, 1.7/8" ID X 21" LG.	1
16	207216	HOSE, 1-3/8" ID X 17" LG. EPDM	1
17	334719	STUB, WELDMENT CROSSFLOW	1
18	337059	BRACKET, BALL VLVE HANDLE SUP (Prior to RP18071601)	1
19	314388-1	FLANGE, BLOCKOFF 12 GA.	1
20	114471	VALVE, ELECTRIC (Prior to SN RP19062022)	1
(BEGINNING W/S/N RP19062022 AND ABOVE)			
21	339423	FLANGE, DRAIN 1" MNPT SST	1
22	117014	VALVE, BALL 1" NPT BRASS. 110-230V ELECTRIC	1
23	100694	NIPPLE, 1" NPT X CLOSE SST	1
24	100535	BUSHING, REDUCING 1-1/4" X 1" NPT SST	1

## NOTE:

GALVANIZED PIPING REPLACED BY CPVC. CPVC PIPING AND FITTINGS SUPPLIED BY OTHERS.

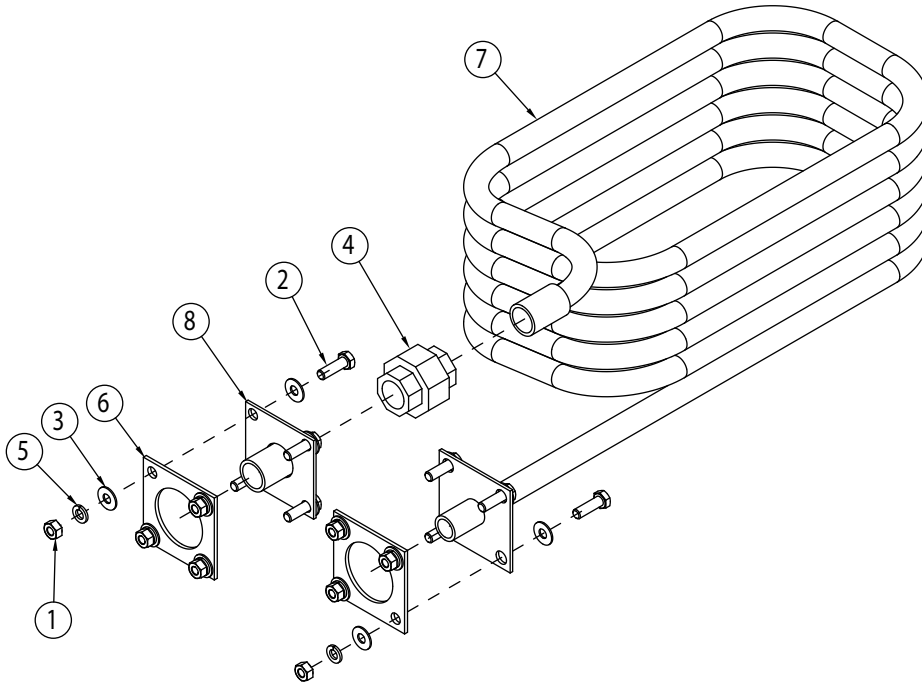
# 22" Prewash Drain Assembly





Item No.	Part No.	Description	Qty.
1	100154	HEX, PLAIN NUT, 5/16-18 SST	12
2	100739	BOLT, HEX HEAD 5/16-18 X 3/4" SST	6
3	100740	BOLT, HEX HEAD 5/16-18 X 1" SST	12
4	102376	WASHER, FLAT 5/16"	30
5	105993	CLAMP, HOSE M20 GEAR-TYPE SST	2
6	106013	WASHER, LOCK 5/16" SPLIT, SST	18
7	106687	NIPPLE, TOE, 1-1/2" NPT X 2-1/2" LG. GALV. FOR LR ONLY (NOT USED FOR RL)	1
8	108345	GASKET	4
9	337384	OVERFLOW, WELDMENT	1
10	114185	GRIP, DRAIN HANDLE (Prior to RP18071601)	1
11	114472	HOSE, OVERFLOW	1
12	114817	SLEEVE, BEARING , 1/2" DIA ROD, NYLON	1
13	314388-1	FLANGE, BLOCKOFF 12 GALV.	1
14	334719	STUB, WELDMENT	1
15	337059	BRACKET, BALL VALVE HDLE SUPRT (Prior to RP18071601)	1
16	105634	NIPPLE, TOE, 1-1/2" NPT X 7" LG. GALV. FOR RL ONLY (NOT USED FOR LR) (Prior to RP18071601)	1
17	114471	VALVE, ELECTRIC (Prior to /SN RP19062022)	1
(BEGINNING W/S/N RP19062022 AND ABOVE)			
21	339423	FLANGE, DRAIN 1"MNPT SST	1
22	117014	VALVE, BALL 1" NPT BRASS. 110-230V ELECTRIC	1
23	100694	NIPPLE, 1" NPT X CLOSE SST	1
24	100535	BUSHING, REDUCING 1-1/4" X 1" NPT SST	1

# Wash Steam Coil

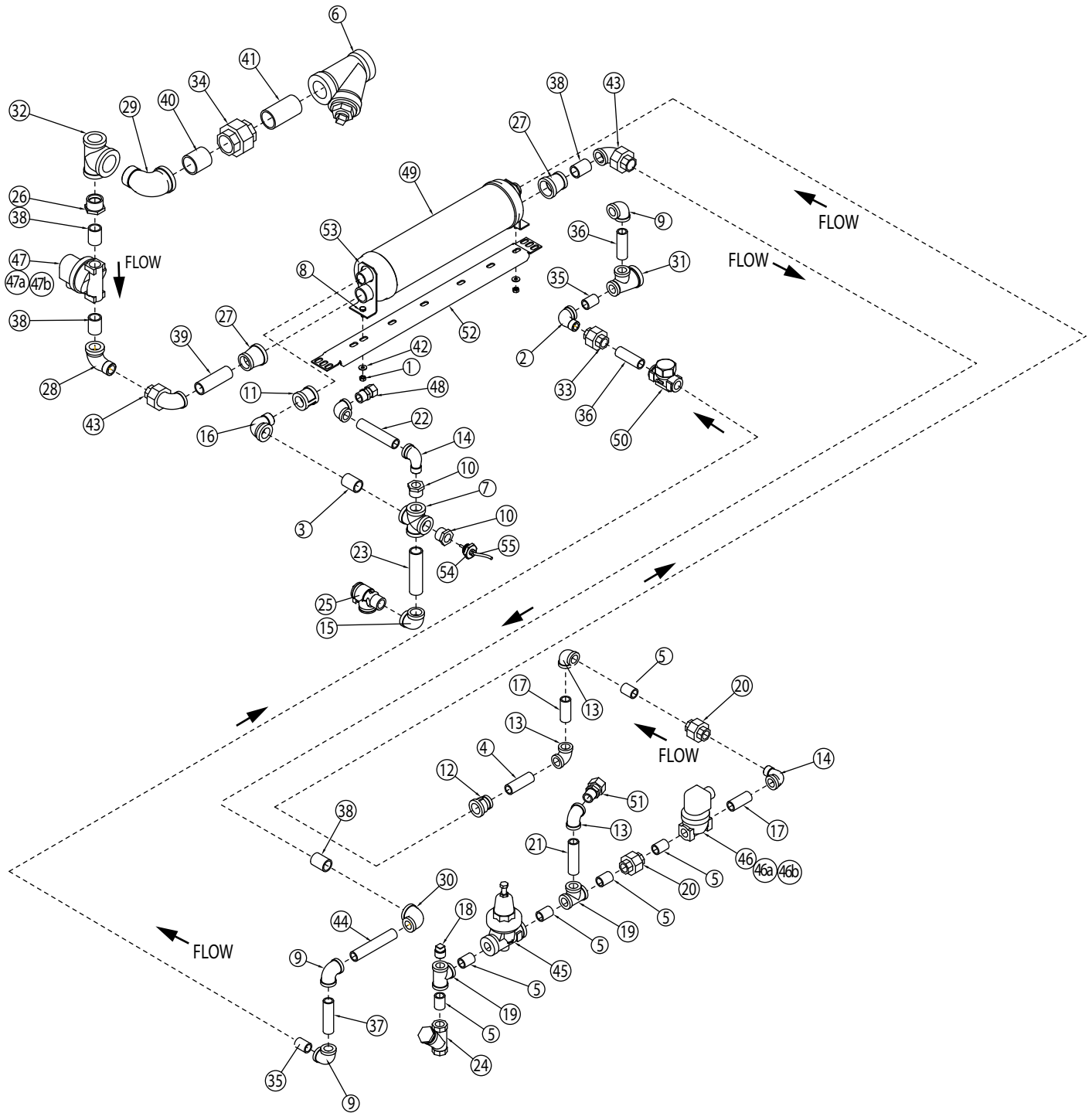


**STEAM SUPPLY AND CONDENSATE PIPING SHOWN WITH  
1200 THRUH BOOSTER**

Item No.	Part No.	Description	Qty.
1	100154	HEX PLAIN, NUT 5/16-18, SST	8
2	100740	BOLT, HEX HEAD, 5/16-18 X 1" SST	8
3	102376	WASHER, FLAT 5/16"	16
4	102554	UNION, 3/4" NPT SST	1
5	106013	WASHER, LOCK 5/16" SPLIT	8
6	108345	GASKET	2
7	327908	COIL, STEAM	1
8	335644	FLANGE, WELDMENT STEAM COIL	1

STEAM SUPPLY AND CONDENSATE PIPING SHOWN WITH  
1200 THRU SH BOOSTER

K2 Steam Booster - Prior to S/N RP18101727



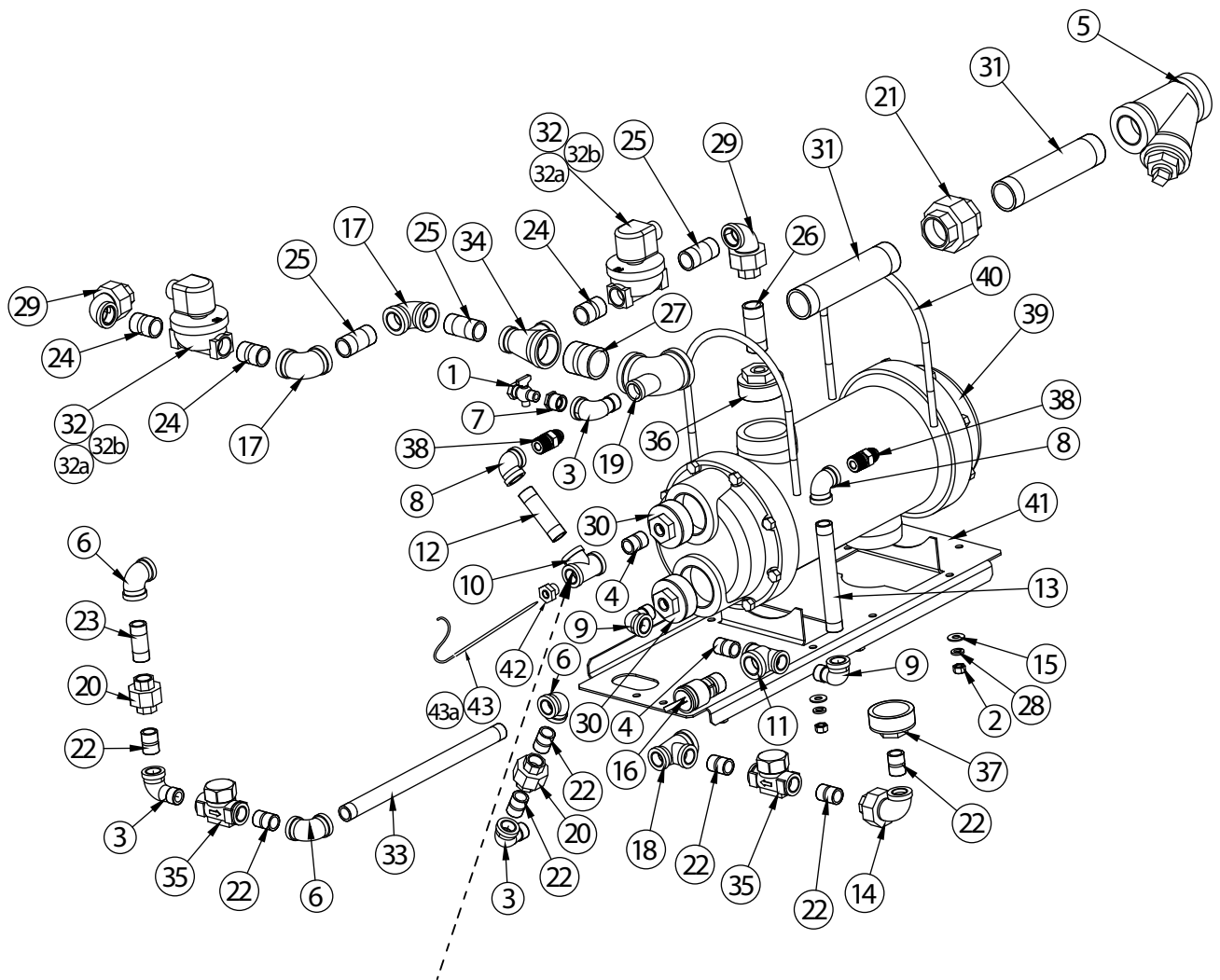
Item No.	Part No.	Description	Qty.
1	100141	HEX GRIP, NUT 1/4-20 CTR. LOCK	2
2	100147	ELBOW, STREET, 1/2" NPT X 90° M.I.	1
3	100184	NIPPLE, 3/4" X CLOSS BRASS	1
4	100206	NIPPLE, 1/2" NPT X 2-1/2" LG. BRASS	1
5	100209	NIPPLE, 1/2" NPT X CLOSE BRASS	6
6	100263	STRANER, LINE 1-1/4"	1
7	100599	CROSS, 3/4" NPT BRASS	1
8	100735	BOLT, HEX HEAD, 1/4-20 X 5/8" SST	2
9	102288	ELBOW, 1/2" NPT X 90° M.I.	3
10	102392	BUSHING, REDUCING, 3/4" NPT X 1/2" NPT BRASS	2
11	102415	COUPLING 3/4" NPT BRASS	1
12	102416	COUPLING, RED, 3/4" NPT X 1/2" NPT BRASS	1
13	102435	ELBOW, 1/2" NPT X 90° BRASS	4
14	102438	ELBOW, STREET, 1/2" NPT X 90° BRASS	2
15	102442	ELBOW, 3/4" NPT X 90° BRASS	1
16	102444	ELBOW, STREET, 3/4" NPT X 90° BRASS	1
17	102492	NIPPLE, 1/2" NPT X 2" LG. BRASS	2
18	102504	PLUG, 1/2" NPT SQ. HEAD BRASS	1
19	102514	TEE, 1/2" NPT, BRASS	2
20	102549	UNION, 1/2" NPT BRASS	2
21	102567	NIPPLE, 1/2" NPT X 3" LG. BRASS	1
22	102570	NIPPLE, 1/2" NPT X 4" LG. BRASS	1
23	102653	NIPPLE, 3/4" NPT X 4" LG. BRASS	1
24	104421	STRAINER, LINE 1/2" NPT BRONZE	1
25	104649	VALVE, PRESSURE RELIEF 3/4" NPT BRONZE	1
26	105705	BUSHING, REDUCING, 1" NPT X 3/4" NPT B.I.	1
27	105725	COUPLING, RED 1" X 3/4" B.I.	2
28	105731	ELBOW, STREET 3/4" NPT X 90° M.I.	1
29	105735	ELBOW, STREET 1-1/4" NPT X 90° M.I.	1
30	105738	ELBOW, REDUCING, 3/4" NPT X 1/2" NPT X 90° M.I.	1
31	105762	TEE, REDUCING, 1" X 1/2" X 1/2" NPT M.I.	1
32	105769	TEE, REDUCING, 1" X 1" X 1-1/4" NPT M.I.	1
33	105778	UNION, 1/2" NPT M.I.	1
34	105781	UNION, 1-1/4" NPT M.I.	1
35	105782	NIPPLE, 1/2" NPT X CLOSE B.I.	2
36	105785	NIPPLE, 1/2" NPT X 2-1/2" B.I.	2
37	105786	NIPPLE, 1/2" NPT X 3" LG. B.I.	1
38	105803	NIPPLE, 3/4" NPT X CLOSE B.I.	4
39	105813	NIPPLE, 3/4" NPT X 3-1/4" LG. B.I.	1

Steam Booster (continued)

Item No.	Part No.	Description	Qty.
40	105872	NIPPLE, 1-1/4" NPT X CLOSE B.I.	1
41	105875	NIPPLE, 1-1/4" X 3" LG. B.I.	1
42	106026	WASHER, FLAT 1/4" SST	2
43	106485	UNION, ELBOW 3/4" NPT FEMALE	2
44	107487	NIPPLE, 1/2" NPT X 4-1/2" LG. B.I.	1
45	108265	VALVE, PRESSURE REGULATING 1/2" NPT BRONZE	1
46	109886	VALVE, SOLENOID 1/2" NPT HOT WATER	1
46a	109902	KIT, REPAIR VALVE 1/2"	A/R
46b	108516	COIL, SOLENOID VALVE 120VAC	A/R
47	109887	VALVE, SOLENOID, 3/4" NPT STEAM	1
47a	109903	KIT, REPAIR 3/4" STEAM VALVE	A/R
47b	108516	COIL, SOLENOID VALVE 120VAC	A/R
48	109925	FITTING, COMP 5/8" OD X 1/2" MPT	1
49	110189	CANISTER, K2 BOOSTER	1
50	111380	TRAP, STEAM 1/2" NPT TDC	1
51	114384	FITTING, COMP 7/8" OD X 1/2" MPT BRASS	1
52	319723	CHANNEL, BOOSTER SUPPORT	1
53	334658	BRACKET, BOOSTER SUPPORT	2
54	0512299	ADAPTER	1
55	114435	THERMISTOR, 10k $\Omega$ , 36' LEAD	1
---	104681	ARRESTOR, SHOCK 1/2" NPT (NOT SHOWN)	A/R

This Page  
Intentionally  
Left Blank

# 1200 Thrush Steam Booster - Beginning with S/N RP18101727



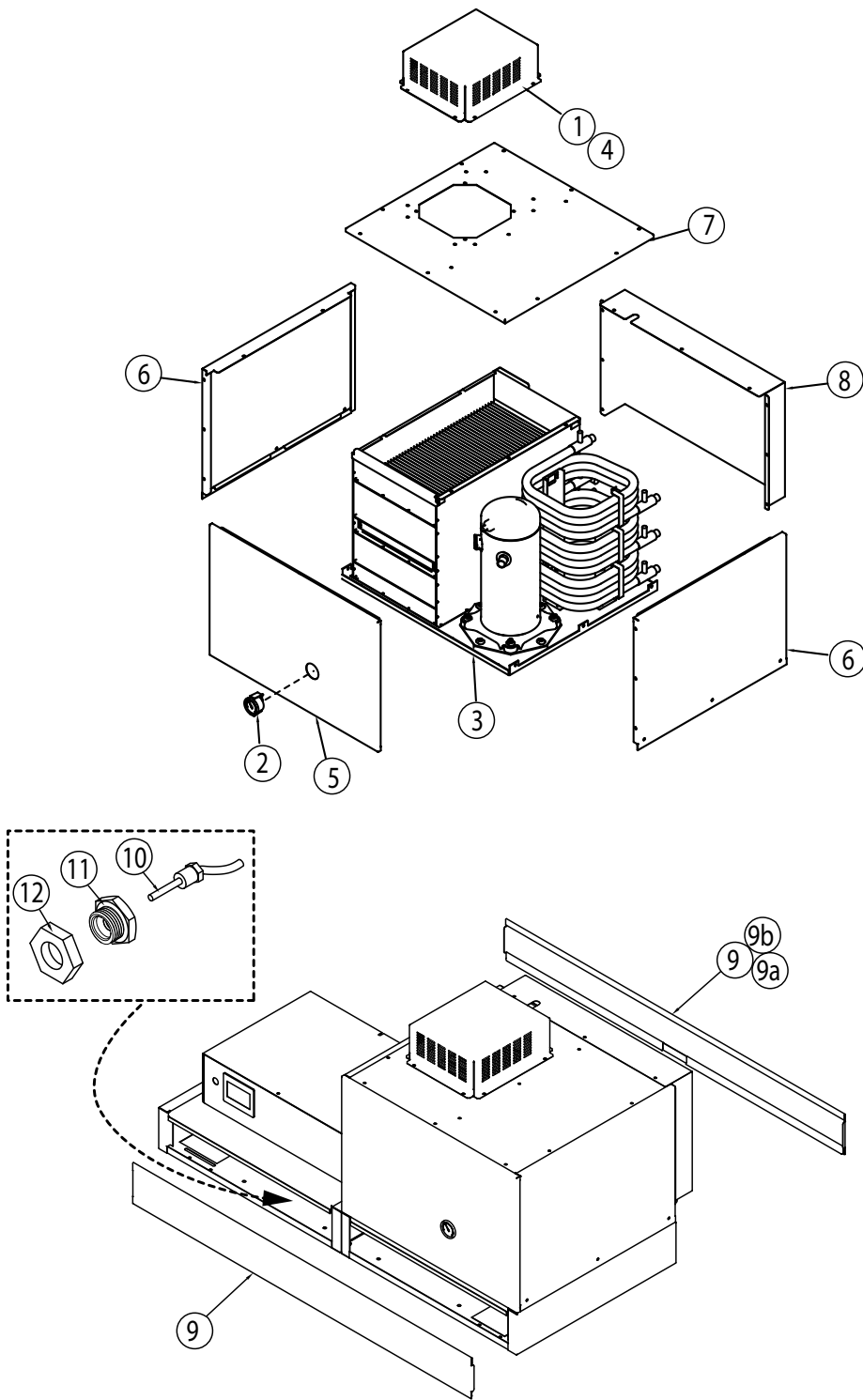
Thermistor capillary will install here at a depth of 16" past the face of the fitting.



**1200 Thrush Steam Booster - Beginning with S/N RP18101727**

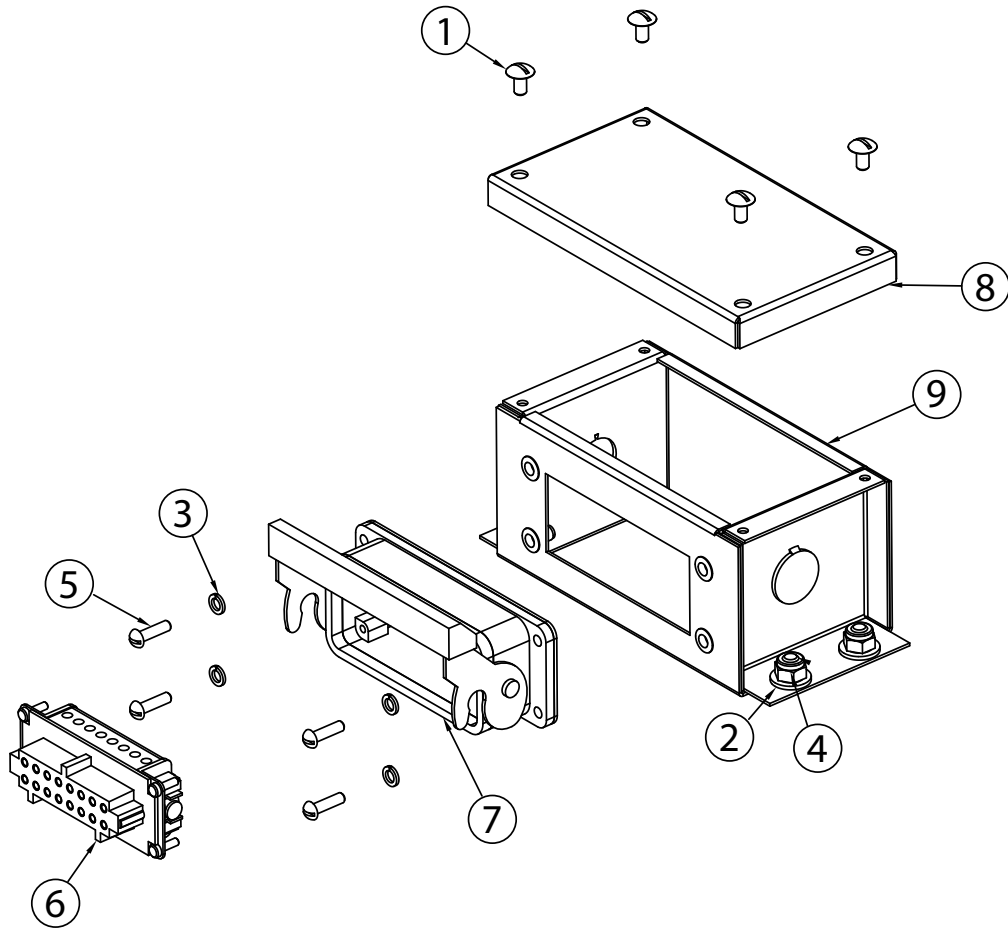
<b>Item No.</b>	<b>Part No.</b>	<b>Description</b>	<b>Qty.</b>
1	100123	PETCOCK, 1/4" NPT, FEMALE BRASS	1
2	100141	HEX PLAIN NUT, 3/8-16 SST	4
3	100147	ELBOW, STREET, 1/2" NPT X 90°, MI	3
4	100209	NIPPLE, 1/2" NPT X CLOSE BRASS	2
5	100263	LINE STRAINER, 1-1/4"	1
6	102288	ELBOW, 1/2" NPT, X 90°, MI	3
7	102402	BUSHING, REDUCING, 1/2" NPT X 1/4" NPT BRASS	1
8	102435	ELBOW, 1/2" NPT X 90° BRASS	2
9	102438	ELBOW, STREET, 1/2" NPT, X 90° BRASS	2
10	102514	TEE, 1/2" NPT BRASS	1
11	102519	TEE, REDUCING, 1/2" X 1/2" X 3/4" NPT, BRASS	1
12	102567	NIPPLE, 1/2" NPT X 3" LG., BRASS	1
13	102578	NIPPLE, 1/2" NPT X 6" LG., BRASS	1
14	103433	UNION, ELBOW, 1/2" NPT FEMALE	1
15	104618	WASHER, FLAT 3/8" X 7/8" X .06" SST	4
16	104649	VALVE, PRESSURE RELIEF, 3/4" NPT, BRASS	1
17	105730	ELBOW, 3/4" NPT, X 90° MI	2
18	105757	TEE, RED, 1-3/4" X 1/2" X 1/2" MI	2
19	105771	TEE, RED, 1-3/4" X 1/2" 1-1/4" BI	1
20	105778	UNION, 1/2" NPT, MI	2
21	105781	UNION, 1-1/4" NPT, MI	1
22	105782	NIPPLE, 1/2" NPT X CLOSE, BI	7
23	105783	NIPPLE, 1/2" NPT X 2" LG. BI	3
24	105803	NIPPLE, 3/4" NPT X CLOSE, BI	1
25	105806	NIPPLE, 3/4" NPT X 2" LG., BI	3
26	105808	NIPPLE, 3/4" NPT X 2-1/2" LG., BI	1
27	105872	NIPPLE, 1-1/4" NPT X CLOSE, BI	1
28	106407	WASHER, LOCK, 3/8" SPLIT, SST	4
29	106485	UNION, ELBOW, 3/4" NPT FEMALE	2
30	106582	BUSHING, REDUCING, 2" NPT X 1/2" NPT, BRASS	2
31	106761	NIPPLE, 1-1/4" NPT X 7" LG., BI	2
32	109887	VALVE, SOLENOID, 3/4" NPT, STEAM	2
32a	109903	KIT, REPAIR, 3/4" STEAM SOLENOID VALVE	A/R
32b	108516	COIL, SOLENOID, 3/4" 120 VAC	A/R
33	110071	NIPPLE, 1/2" NPT X 13" LG., BI	1
34	111150	TEE, RED. 1-1/4" X 3/4" X 3/4" NPT, BRASS	1
35	111380	STEAM TRAP, 1/2" NPT, TDC	2
36	112341	BUSHING, REDUCING, 2" NPT X 3/4" NPT, BI	1
37	112365	BUSHING, REDUCING, 2" NPT X 1/2" NPT BI	1
38	115101	COUPLING, MALE, 1/2NPT X 1/2" 37° FLARE JIC	2
39	115640	BOOSTER, THRUSH, #1200 (COMPLETE)	1
40	116676	U-BOLT,	2
41	339194	1200 BOOSTER SUPPORT PLATE	1
42	115530	ADAPTER, THERMOMETER	1
43	117002	THERMISTOR, 10KΩ, 40" (Beginning with S/N RP19031884)	1
43a	109069	THERMOSTAT,(From S/N RP19031874 to RP19031884)	

# VHR Heat Pump Assembly



Item No.	Part No.	Description	Qty.
1	337395	COVER, FAN	1
2	109812	GAUGE, PRESSURE 0-60 PSI	1
3	116569	PUMP, HEAT 208/60/3	1
---	116570	PUMP, HEAT 480/60/3	1
4	116547	FAN, CENTRIFUGAL	1
5	337963	PANEL, FRONT	1
6	337964	PANEL, SIDE	2
7	337965	PANEL, TOP	1
8	337966	PANEL, REAR	1
9	338015	PANEL, ACCESS, 44PRO-VHR	2
9a	338016	PANEL, ACCESS, 66PRO-VHR	2
9b	338126	PANEL, ACCESS, 80PRO-VHR	2
10	114435	THERMISTOR, 10k $\Omega$ , 36" LEAD	1
11	0512299	ADAPTER	1
12	100547	LOCKNUT, 1/2" NPT SST	1

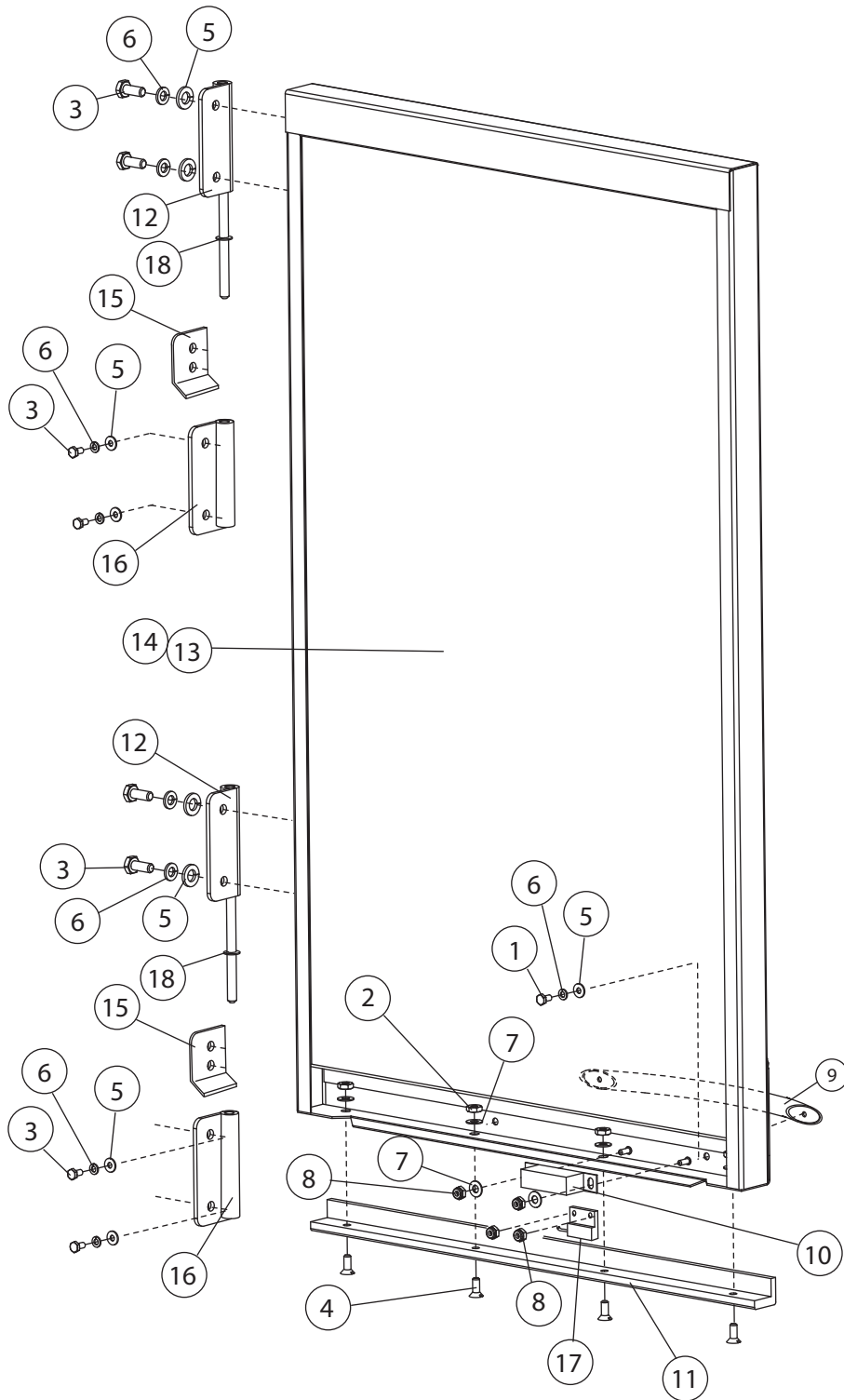
VHR Quick Connect Box - Beginning with S/N RP18121772



VHR Quick Connect Box - Beginning with S/N RP18121772

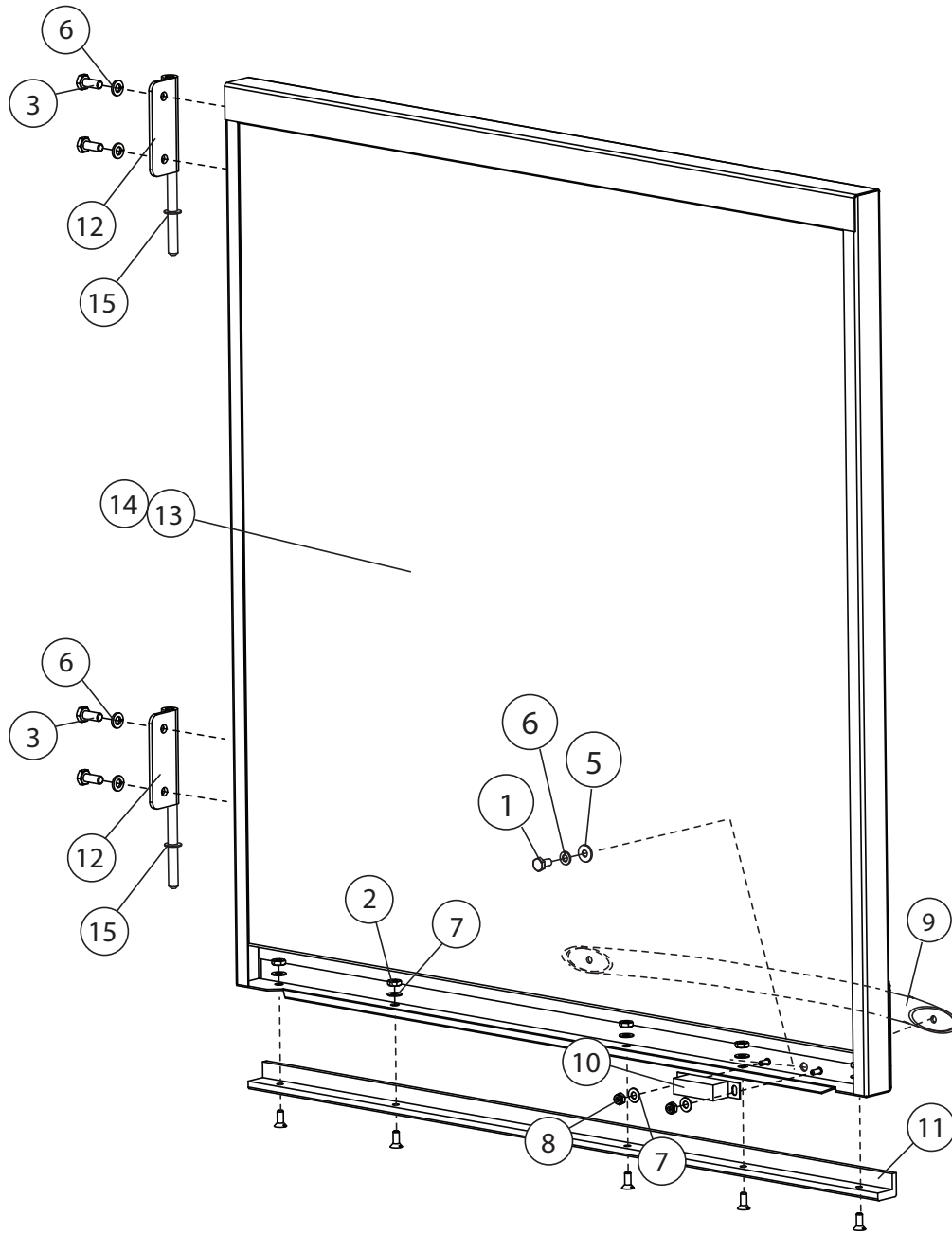
Item No.	Part No.	Description	Qty.
1	100007	SCREW, TRUSS HEAD, 10-32 X 3/8" SST	4
2	106026	WASHER, FLAT 1/4" SST	4
3	106486	WASHER, LOCK #10 SPLIT, SST	4
4	107967	HEX GRIP NUT, 1/4-20 SST W/NYLON	4
5	110159	SCREW, ROUND HEAD, 8-32 X 5/8" SST	4
6	116920	16 PIN FEMALE SCREW CLAMP	1
7	116922	BULKHEAD BASE W/END ENTRY	1
8	339032	COVER, SST STATION, BLANK	1
9	339167	VHR WIRING RECEPTACLE BOX	1

# 22" Prewash Door



Item No.	Part No.	Description	Qty.
1	100074	BOLT, HEX HEAD, 1/4-20 X 1/2" SST	2
2	100194	NUT, HEX GRIP 10-32 SST	4
3	100734	BOLT, HEX HEAD 1/4-20 X 1/2" SST	4
4	100754	SCREW, FLAT HEAD 10-32 X 1/2" SST	4
5	106026	WASHER, FLAT 1/4" SST	2
6	106482	WASHER, LOCK 1/4" SPLIT SST	6
7	107033	WASHER, FLAT SST	6
8	108954	NUT, HEX GRIP 6-32 SST W/NYLON INSERT	2
9	115665	HANDLE, DOOR	1
10	113937	MAGNET, REED SWITCH	1
11	116175	STRIP, WEAR BOTTOM DOOR	1
12	335152	HINGE, DOOR WELDMENT	2
13	337199	DOOR, STANDARD HOOD	1
14	338042	DOOR, HIGH HOOD	1
15	335977	STOP, HINGED DOOR REMOVAL	2
16	335154	HINGE, HOOD SIDE	2
17	113721	SWITCH, DOOR SAFETY	1
18	116230	WASHER, FLAT	2

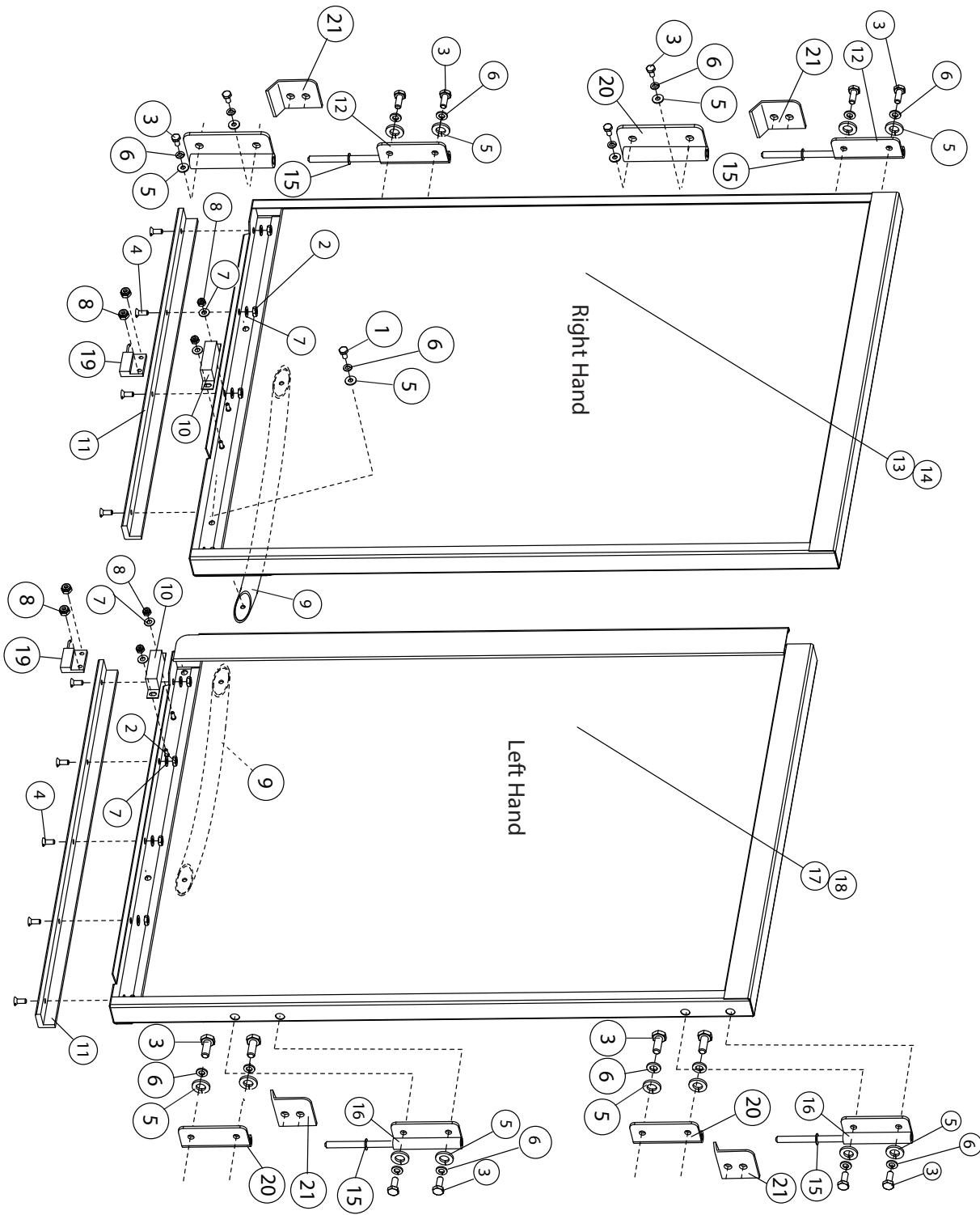
# 36" Prewash Door





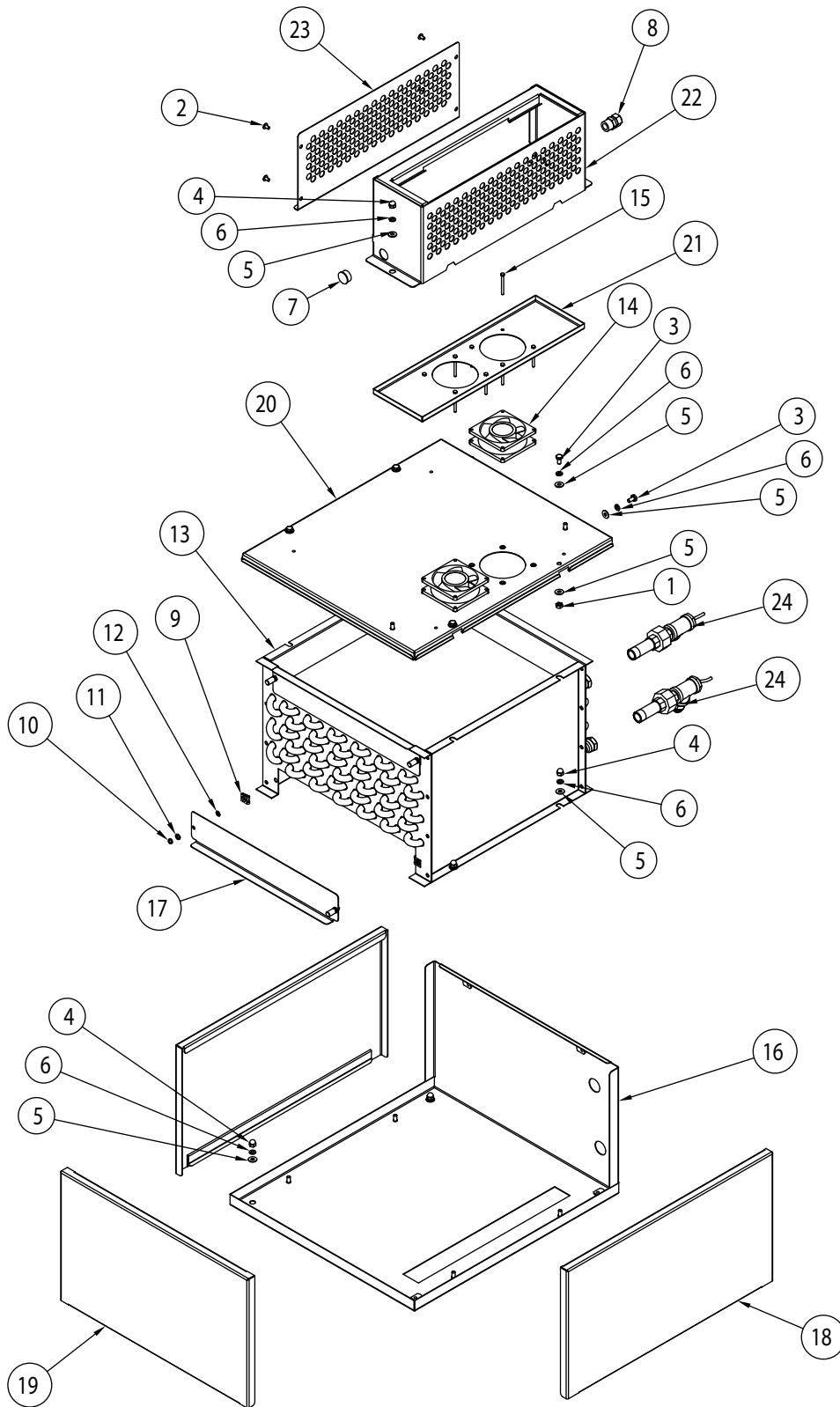
Item No.	Part No.	Description	Qty.
1	100734	SCREW, TRUSS HEAD, 1/4-20 X 1/2" SST	6
2	100194	NUT, HEX GRIP 10-32 SST	12
3	100735	BOLT, HEX HEAD 1/4-20 X 5/8" SST	8
4	100754	SCREW, FLAT HHEAD 10-32 X 1/2" SST	12
5	106026	WASHER, FLAT 1/4" SST	6
6	106482	WASHER, LOCK 1/4" SPLIT SST	6
7	107033	WASHER, FLAT 0.208" SST	7
8	108954	NUT, HEX GRIP 6-32 SST W/NYLON INSERT	2
9	115655	HANDLE, DOOR	1
10	113937	MAGNET, REED SWITCH	1
11	116177	STRIP, WEAR BOTTOM DOOR	1
12	335152	HINGE, DOOR	2
13	337865	DOOR, STANDARD HOOD	1
14	339642	DOOR HIGH-HOOD	1
15	116230	WASHER, UHMW	2

# Wash Doors



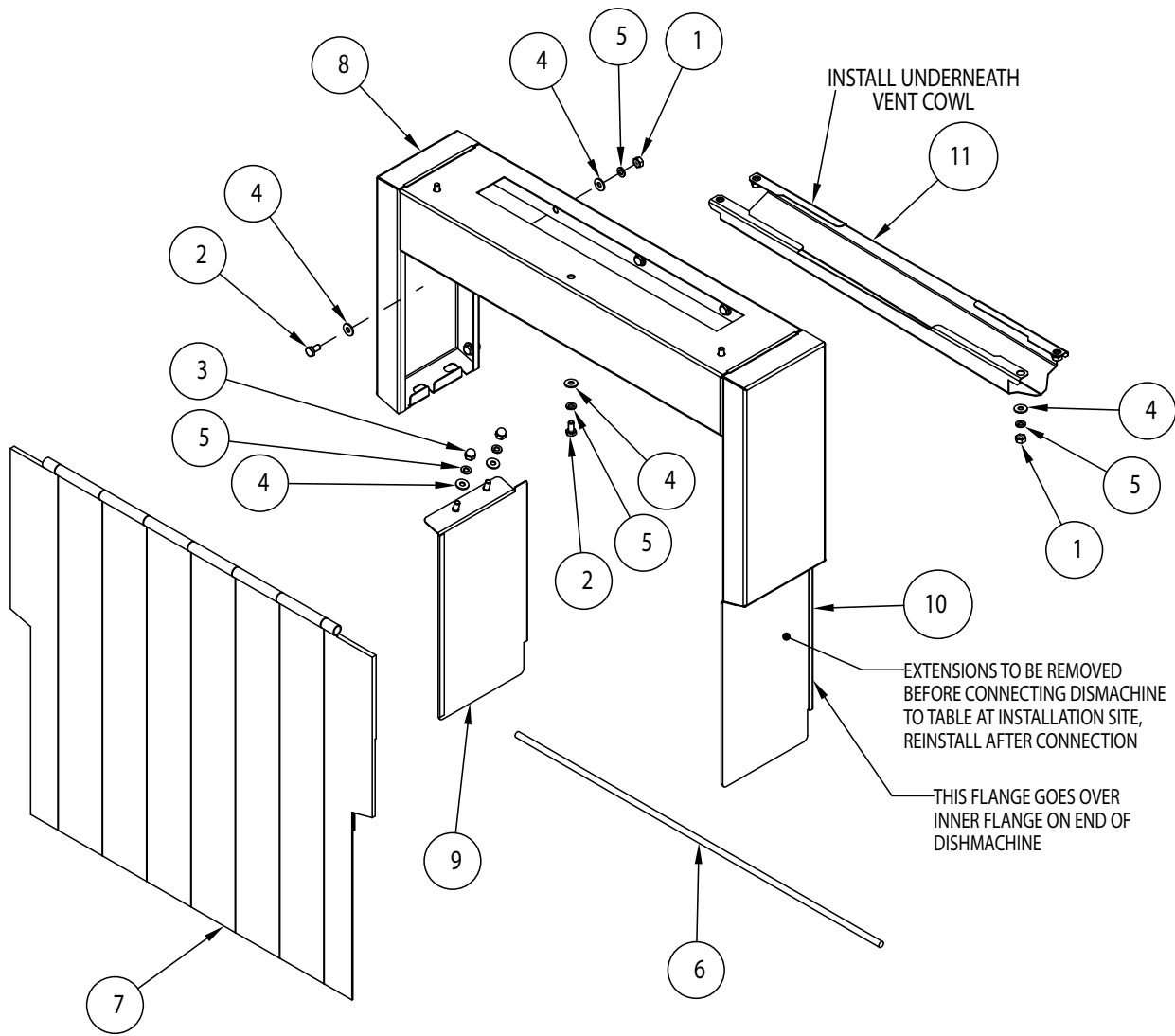
Item No.	Part No.	Description	Qty.
1	100734	BOLT, HEX HEAD, 1/4-20 X 1/2" SST	4
2	100194	NUT, HEX GRIP 10-32 SST	9
3	100735	BOLT, HEX HEAD 1/4-20 X 5/8" SST	8
4	100754	SCREW, FLAT HEAD 10-32 X 1/2" SST	9
5	106026	WASHER, FLAT 1/4" SST	19
6	106482	WASHER, LOCK 1/4" SPLIT SST	19
7	107033	WASHER, FLAT SST	13
8	108954	NUT, HEX GRIP 6-32 SST W/NYLON INSERT	8
9	115665	HANDLE, DOOR2	2
10	113937	MAGNET, REED SWITCH	2
11	115612	STRIP, WEAR BOTTOM DOOR	2
12	335152	HINGE, RH DOOR WELDMENT	2
13	337148	DOOR, RH STANDARD HOOD	1
14	338041	DOOR, RH HIGH HOOD	1
15	116230	WASHER, UHMW	4
16	335151	HINGE, LH DOOR WELDMENT	2
17	337147	DOOR, LH STANDARD HOOD	1
18	338040	DOOR, LH HIGH HOOD	1
19	113721	SWITCH, DOOR SAFETY	1
20	335154	HINGE, HOOD SIDE	4
21	335977	STOP, HINGED DOOR REMOVAL	4

# Heat Recovery Unit Coil



Item No.	Part No.	Description	Qty.
1	100003	HEX PLAIN NUT, 1/4-20 SST	4
2	100007	SCREW, TRUSS HEAD, 10-32 X 3/8" SST	4
3	100734	BOLT, HEX HEAD, 1/4-20 X 1/2" SST	6
4	106014	HEX ACORN PLAIN NUT, 1/4-20 SST	8
5	106026	WASHER, FLAT, 1/4" SST	18
6	106482	WASHER, LOCK, 1/4" SPLIT SST	14
7	112519	PLUG, SNAP, D-FLAT	1
8	114365	CORD GRIP, LIQUID TITE, W/LOCKNUT 1/2" NPT	1
9	114646	RECEPTACLE, 1/4 TURN, #82	4
10	114647	SPRING, 1/4 TURN, SST #82	4
11	114648	WASHER, WEAR, CUPPED, #82	4
12	114649	RING, RETAINER, SST, #82	4
13	116911	COIL, ASSEMBLY, PRO RACK, HRU	1
14	116953	FAN. NMB. 24VDC, 105.9 CFM	2
15	116954	BOLT, HEX HEAD, 8-32 X 1-3/4" SST	8
16	339109	COIL, BASE WELD, PRO HRU, LR	1
17	339111	CLEANING, ACCESS, COVER, DEVP., PRO HRU	2
18	339114	SIDE COVER, WELD, PRO HRU	2
19	339116	FRONT COVER, WELD., PRO HRU	1
20	339270	TOP COVER, WELD., PRO HRU	1
21	339282	VENT STACK, DRAIN PAN DEVP., PRO HRU	1
22	339288	VENT STACK, WELD., PRO HRU	1
23	339291	FAN, ACCESS PANEL, PRO HRU	1
24	602436	PIPING ASSEMBLY, HRU CONNECT, PRO HRU	2

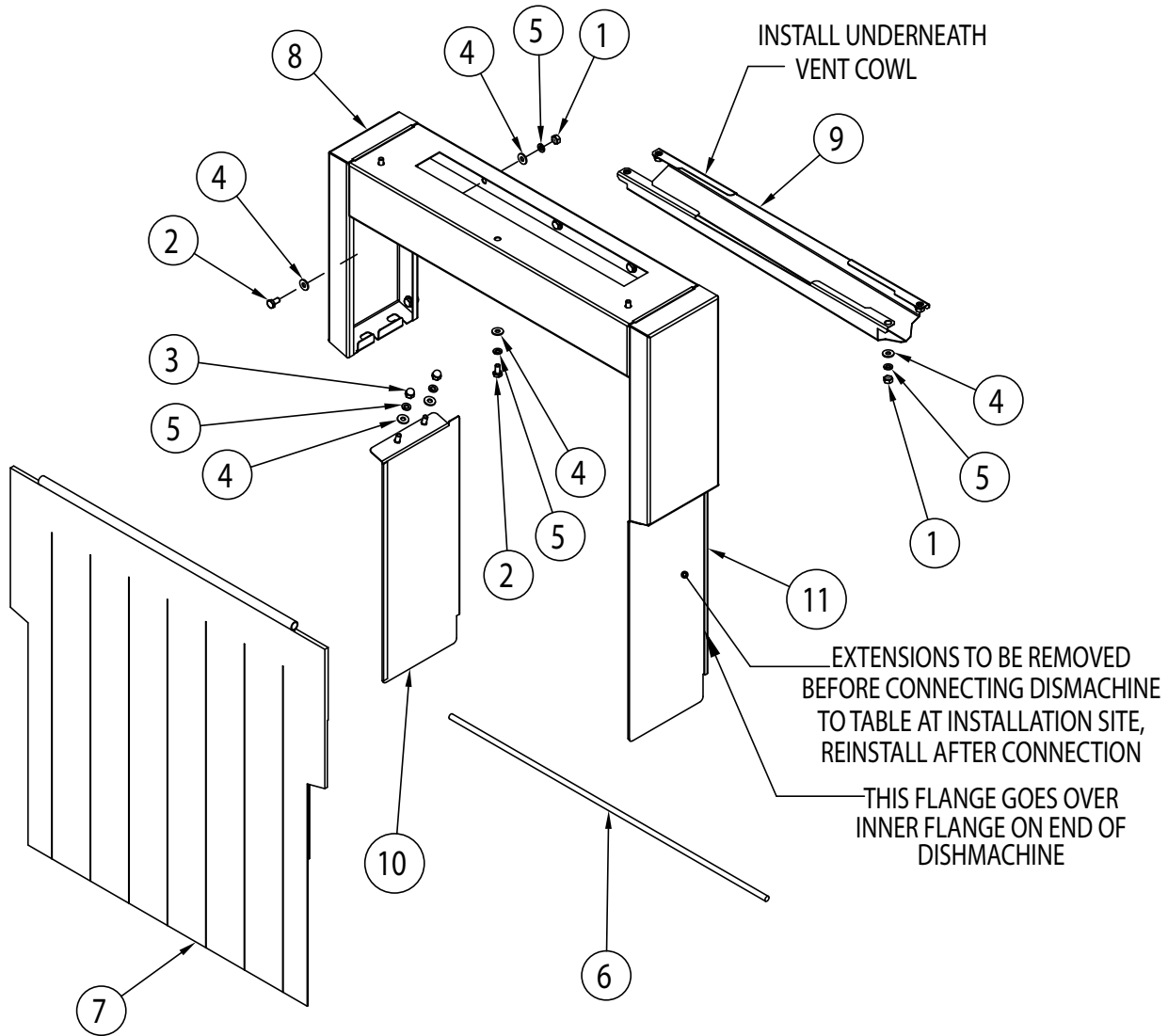
# Heat Recovery Unit Standard Hood Vent Cowl



## Heat Recovery Unit Standard Hood Vent Cowl

Item No.	Part No.	Description	Qty.
1	100003	HEX PLAIN NUT, 1/4-20 SST	13
2	100734	BOLT, HEX HEAD, 1/4-20 X 1/2" SST	12
3	106014	HEX ACORN PLAIN NUT, 1/4-20 SST	4
4	106026	WASHER, FLAT, 1/4" SST	29
5	106482	WASHER, LOCK, 1/4" SPLIT SST	20
6	108250	ROD, CURTAIN, 5/16 X 24-5/8", 304 SST	1
7	116964	CURTAIN, PRO HRU, VENT COWL, STD HT.	1
8	339106	VENT COWL, WELD., PRO HRU	1
9	339136-1	VENT COWL, EXTENSION WELD., STD. HT. PRO HRU	1
10	339136-2	VENT COWL, EXTENSION WELD., STD. HT. PRO HRU	1
11	339281	CONDENSATE, DRAIN PAN DEVP., PRO HRU	1

# Heat Recovery Unit High Hood Vent Cowl

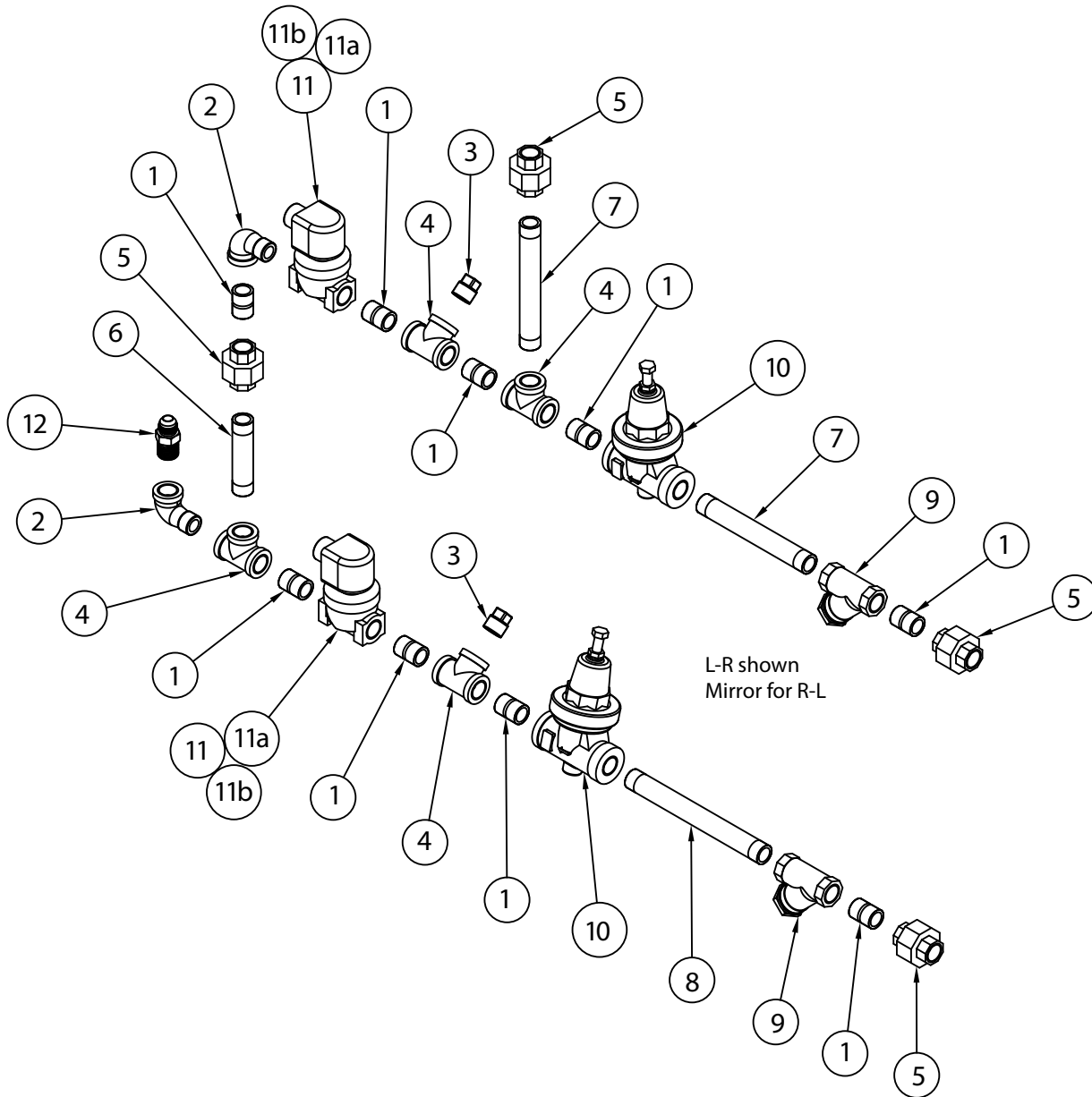




## Heat Recovery Unit High Hood Vent Cowl

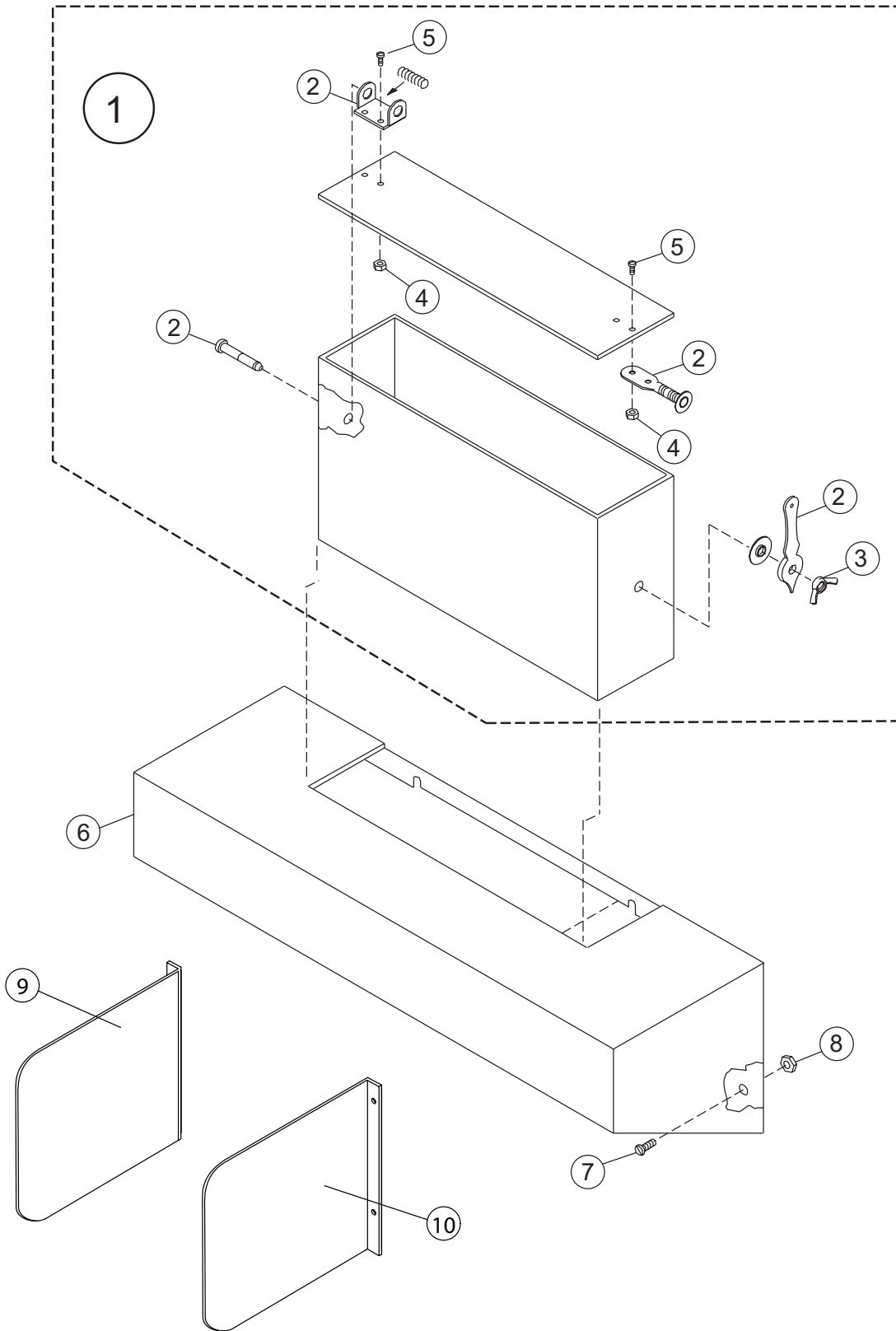
Item No.	Part No.	Description	Qty.
1	100003	HEX PLAIN NUT, 1/4-20 SST	13
2	100734	BOLT, HEX HEAD, 1/4-20 X 1/2" SST	12
3	106014	HEX ACORN PLAIN NUT, 1/4-20 SST	4
4	106026	WASHER, FLAT, 1/4" SST	29
5	106482	WASHER, LOCK, 1/4" SPLIT SST	20
6	108250	ROD, CURTAIN, 5/16" X 24-5/18" 304, SST	1
7	117004	CURTAIN, PRO HRU VENT COWL, HH	1
8	339106	VENT COWL WELD., PRO HRU	1
9	339281	CONDENSATE DRAIN PAN, DEVP., PRO HRU	1
10	339397-1	VENT COWL, EXTENSION, WELD., PRO HRU FAS	1
11	339397-2	VENT COWL, EXTENSION, WELD., PRO HRU FOP	1

# Heat Recovery Unit Fill Piping



Item No.	Part No.	Description	Qty.
1	100209	NIPPLE, 1/2" NPT X CLOSE BRASS	9
2	102438	ELBOW, STREET, 1/2" NPT X 90° BRASS	2
3	102504	PLUG, 1/2" NPT SQ. HEAD, BRASS	2
4	102514	TEE, 1/2" NPT, BRASS	4
5	102549	UNION, 1/2" NPT, BRASS	4
6	102569	NIPPLE, 1/2" NPT X 3-1/2" LG., BRASS	1
7	102578	NIPPLE, 1/2" NPT X 6" LG., BRASS	2
8	102582	NIPPLE, 1/2" NPT X 7-1/2" BRASS	1
9	104421	STRAINER, LINE 1/2" NPT BRONZE	2
10	108265	VALVE, PRESSURE REGULATING, 1/2" NPT BRONZE	2
11	109886	VALVE, SOLENOID, 1/2" NPT, HW, 120VAC COIL	2
11a	109902	KIT, REPAIR VALVE 1/2"	A/R
11b	108516	COIL, SOLENOID VALVE 120VAC	A/R
12	115101	COUPLING, MALE 1/2" NPT X 1/2" 37° FLARE JIC, BRASS	1
---	104681	ARRESTOR, SHOCK 1/2" NPT (NOT SHOWN)	A/R

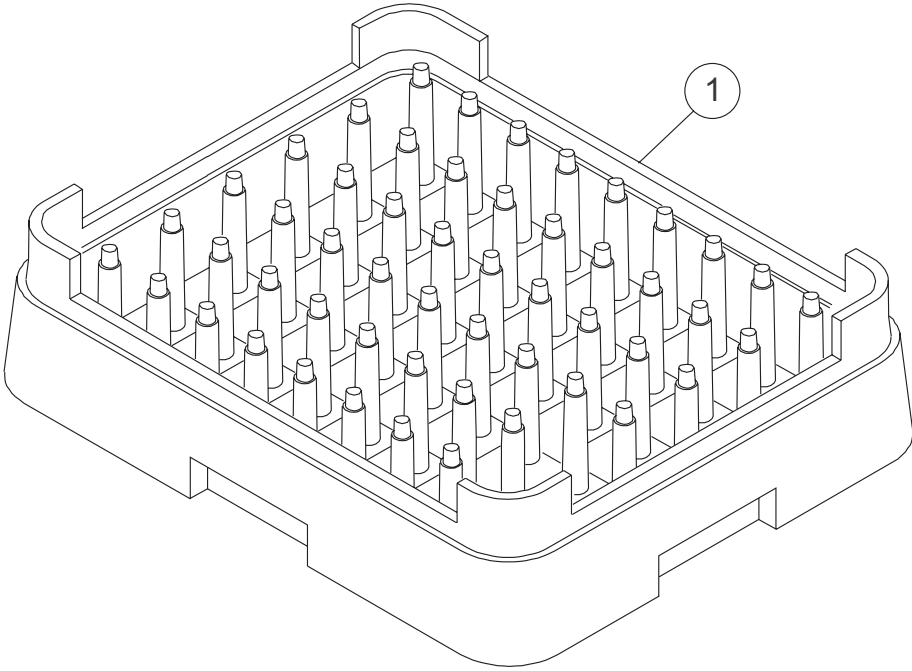
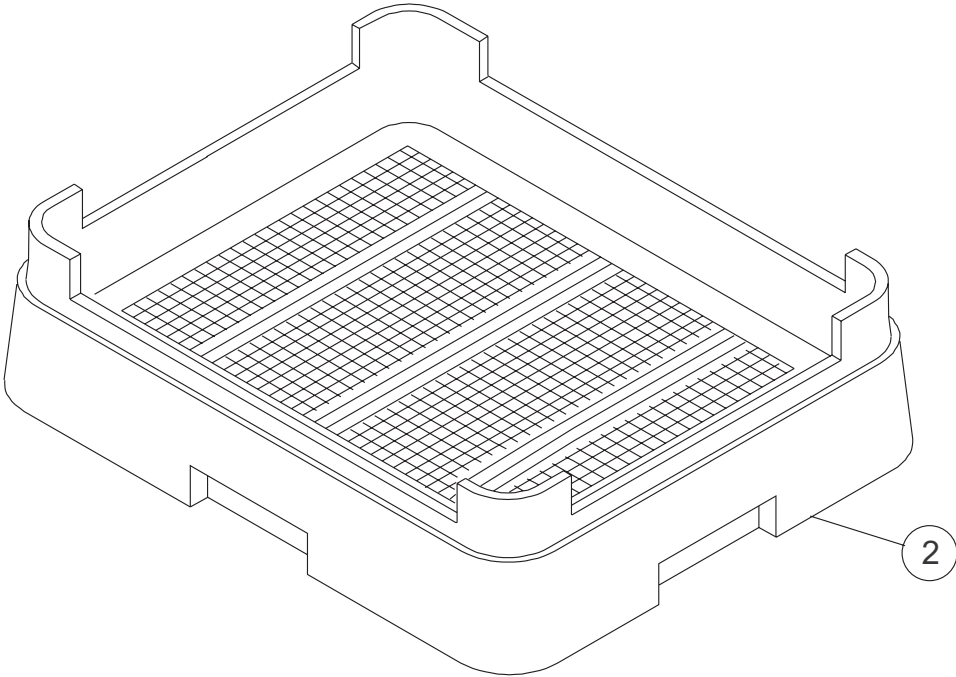
# Standard Vent Cows/Splash Shields



Standard Vent Cowls/Splash Shields

Item No.	Part No.	Description	Qty.
1	401487-S	VENT STACK ASSEMBLY (INCLUDES ITEMS 2-5)	2
2	201589	REGULATOR ASSEMBLY	2
3	112258	NUT, WING 1/4-20 SST	2
4	108954	NUT, GRIP 6-32 W/NYLON INSERT	8
5	104883	SCREW 6-32 X 3/8 ROUND HEAD	8
6	337597	VENT COWL	2
7	100734	BOLT 1/4-20 X 1/2" HEX HEAD	4
8	100141	NUT GRIP 1/4-20	8
9	328995-1	SHIELD, SPLASH LH	1
10	328995-2	SHIELD, SPLASH RH	1

Dish racks



Item No.	Part No.	Description	Qty.
1	101285	PEG RACK	A/R
2	101273	COMBINATION RACK	A/R

This Page  
Intentionally  
Left Blank