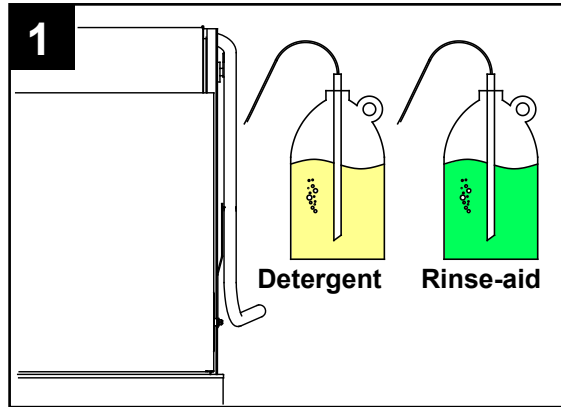
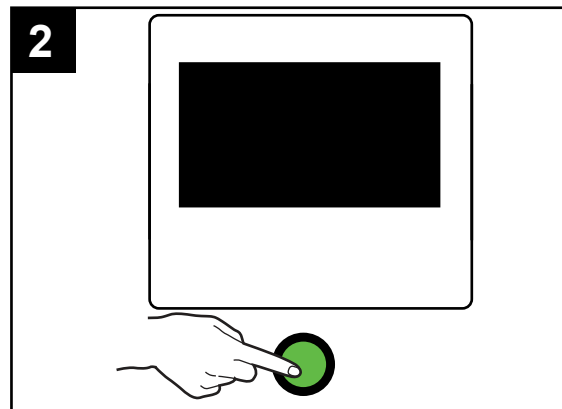


Champion[®]

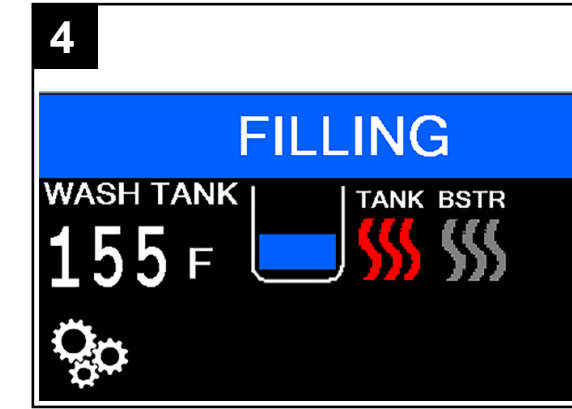
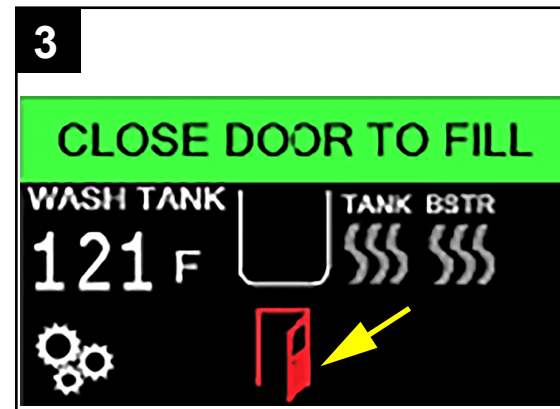
DH6000-M2, DH6000T-M2 Operation Guide



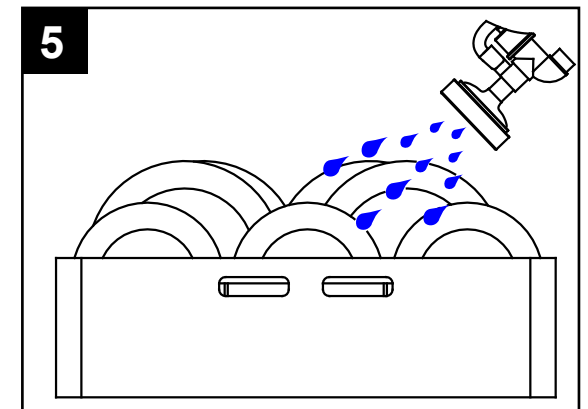
Check the chemical levels in the containers.



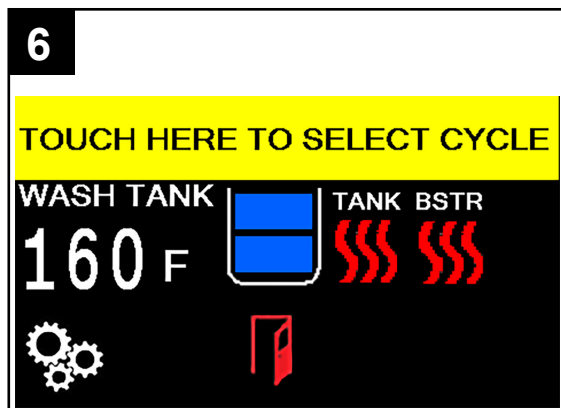
Close door & press the green power button. The red door indicates door is open. Close door to fill automatically. Red door disappears.



Wash tank icon turns blue as machine fills. Red lines indicate tank heat is on. Grey lines indicate booster is off.



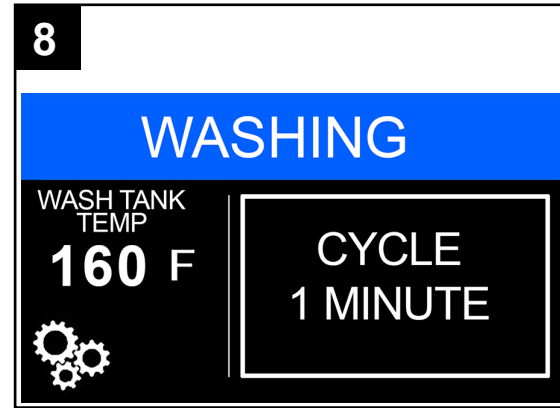
Prescrap and load wares into machine. Wash one rack at a time.



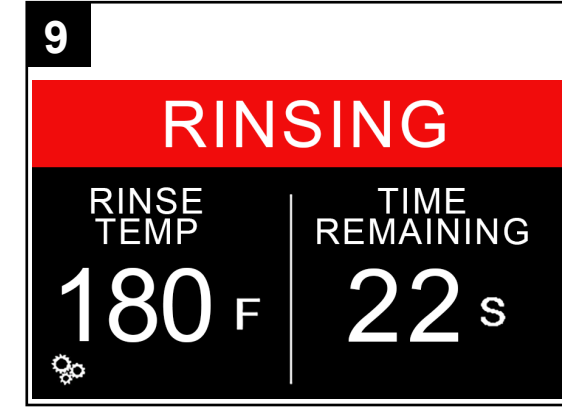
'TOUCH HERE TO SELECT CYCLE' for 1, 2, 4 or 6 minute cycle. Red door appears when door is opened



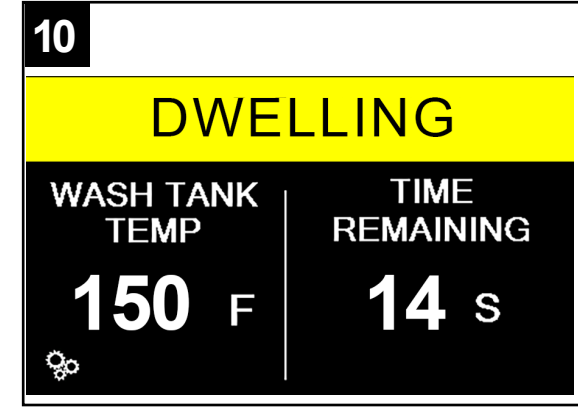
'1 Minute Wash Cycle' selected. Load wares Close door, red door icon disappears. Cycle begins.



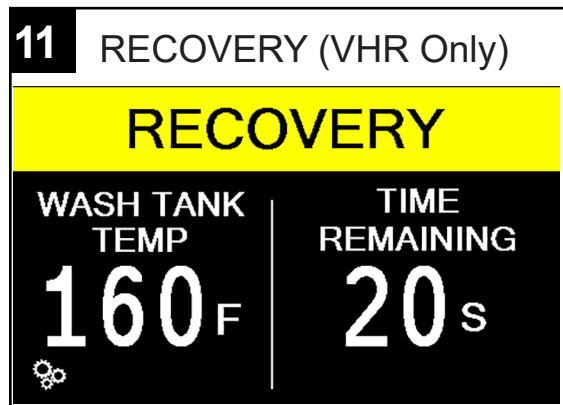
'WASHING' appears. Touch cycle time block to change 1, 2, 4, or 6 during wash cycle.



Rinse temperature must be 180-195°F/ 82.2-92.5°C during rinse cycle.



Dwell Cycle begins after final rinse. The 'Time Remaining' display shows the time before total cycle ends.




Only VHR machines have an additional 'RECOVERY' cycle.



Display returns to the beginning. Remove clean wares for next operation.



'SLEEP' appears if machine is idle for extended time. Touch the screen and the machine wakes up.



To Drain the Machine:

- Push the green power button.
- The display screen will blank out.
- Open the doors and remove wares.
- The drain valve opens for 10 minutes.
- Machine drains completely.
- Pushing the power switch off and immediately on will initiate another 10 minute drain cycle.